

**Listing Deptt. / Deptt. of Corporate Relations
BSE Limited
Phiroze Jeejeebhoy Towers, Dalal Street, Mumbai
Fax- 022-22722037/ 39/41/61/3121/22723719
Scrip Code: 532524**

**Listing Deptt.
National Stock Exchange of India Limited
Exchange Plaza, C-1, Block G
Bandra – Kurla Complex, Bandra (E), Mumbai -51
Fax-022-26598237/ 38 - 022-26598347/ 48
Company Code: PTC**

Dear Sir/ Madam,

Subject: Investor Presentation for Q3/9M FY25

Please find enclosed the Investor Presentation of PTC India Limited for the financial results declared for Q3/9M FY 25.

You are requested to take the same on record.

Thanking You,

For PTC India Limited

RAJIV
KUMAR
MAHESHWARI
RI

Digitally signed
by RAJIV KUMAR
MAHESHWARI
Date: 2025.02.12
19:34:51 +05'30'

**Rajiv Maheshwari
(Company Secretary)
FCS- 4998**

Enclosures: as above

PTC India Limited

(Formerly known as Power Trading Corporation of India Limited)

CIN : L40105DL1999PLC099328

2nd Floor, NBCC Tower, 15 Bhikaji Cama Place New Delhi - 110 066 Tel: 011- 41659500, 41595100, 46484200, Fax: 011-41659144
E-mail: info@ptcindia.com Website: www.ptcindia.com



PTC India Limited

Investor Presentation

Q3 & 9M FY25

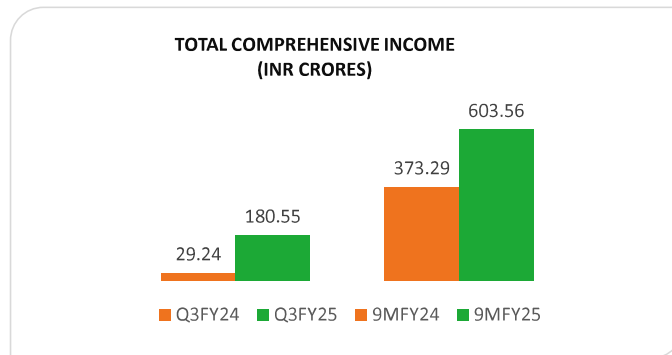
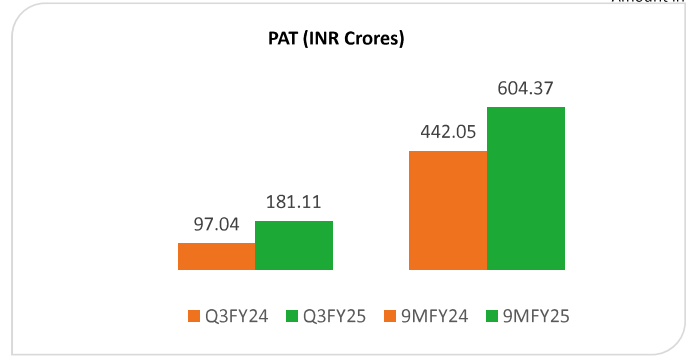
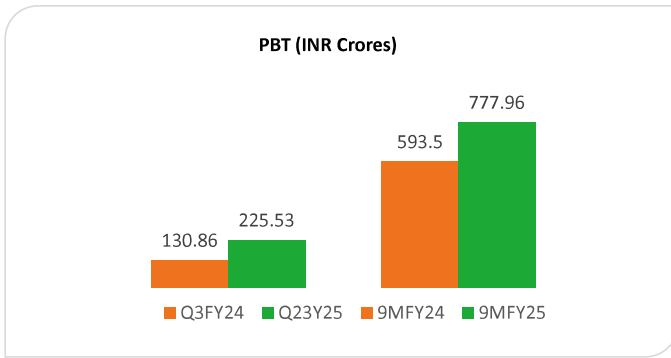
Financial Overview Q3 & 9M FY25 (Consolidated)



Q3 & 9M FY25 (Consolidated) - Financials



Amount in ₹ Crores



Financial Overview Q3 & 9M FY25 (Standalone)

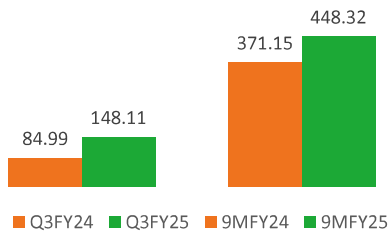


Q3 & 9M FY25 (Standalone) - Financials

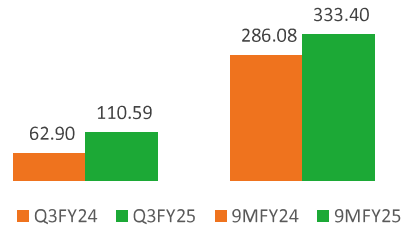


Amount in ₹ Crores

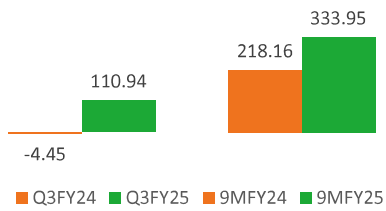
PBT (INR Crores)



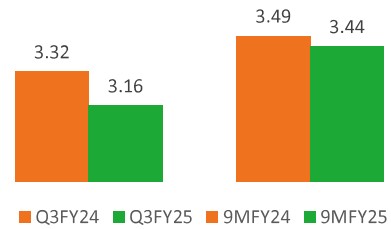
PAT (INR CRORES)



TOTAL COMPREHENSIVE INCOME (INR CRORES)



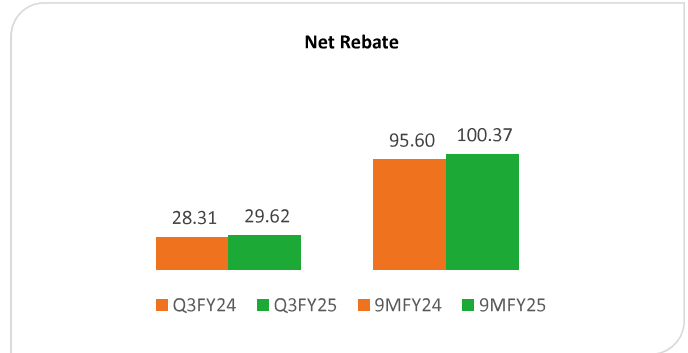
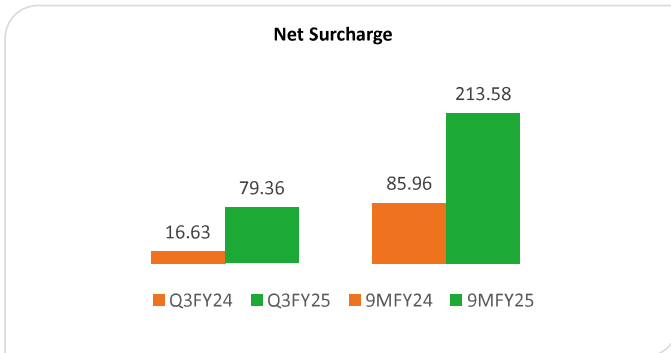
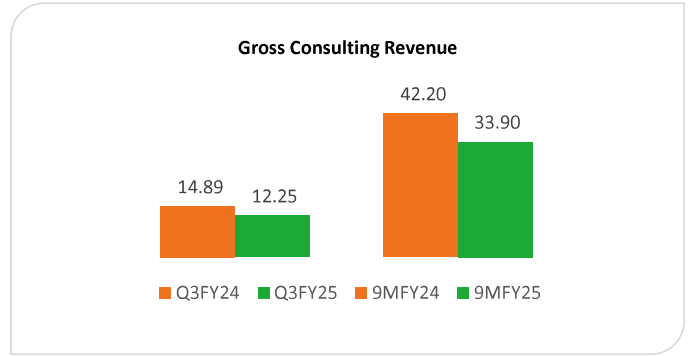
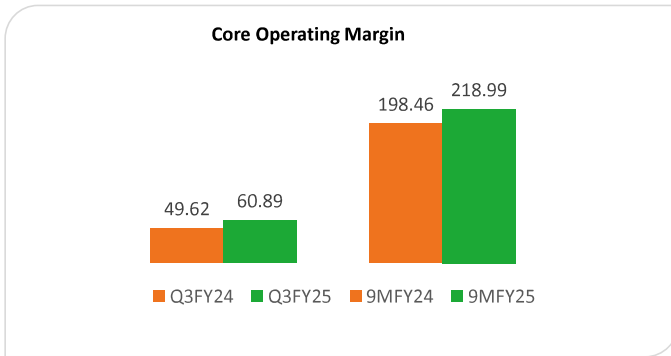
CORE MARGIN (PAISA / UNIT)



Q3 & 9M FY25 (Standalone) - Financials



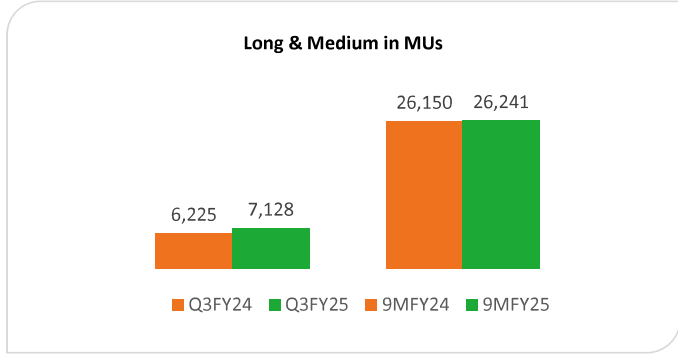
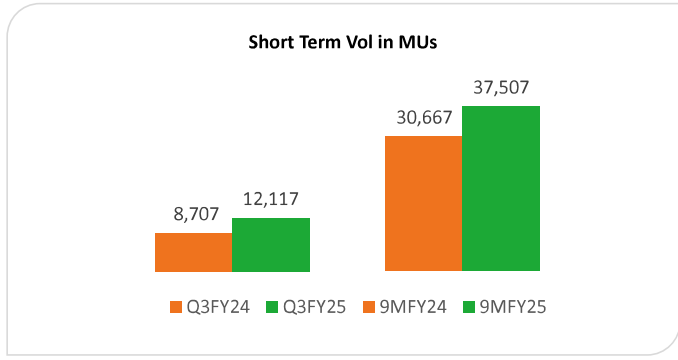
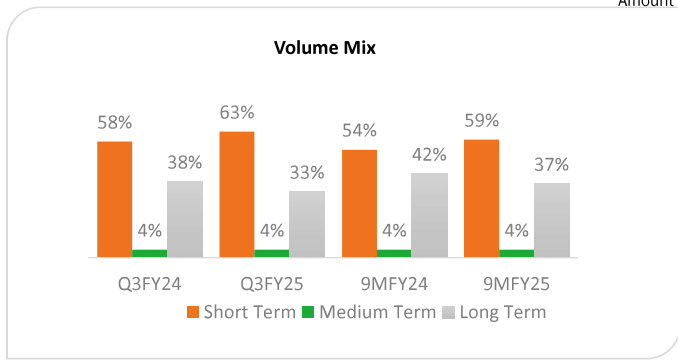
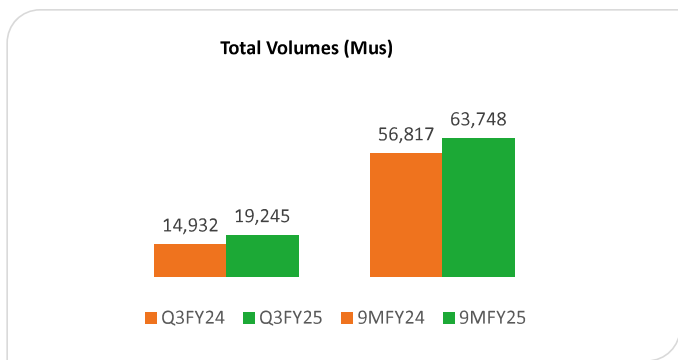
Amount in ₹ Crores



Q3 & 9M FY25 (Standalone) - Financials



Amount in ₹ lakhs



Financial Overview

P&L (Standalone & Consolidated)



P&L (Standalone)



(Figures in Rs Lakh)

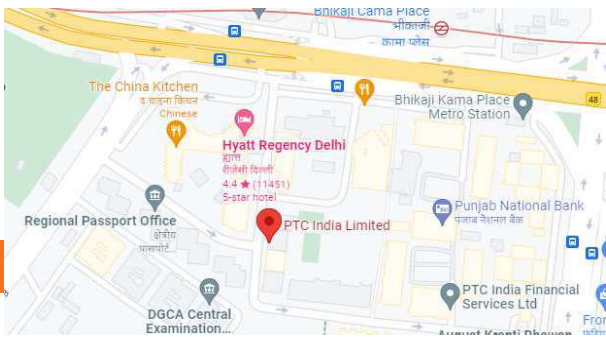
Particulars	Q3 FY25	Q2 FY25	Q3 FY24	% (Q3 25 VS 24)	9M FY25	9M FY24	% (9M 25 VS 24)	FY 23-24
Revenue from operations								
Revenue from operations	3,14,655	4,71,252	3,17,434	-1%	12,24,220	12,51,358	-2%	15,72,982
Other operating revenue	11,747	25,307	5,042	133%	51,281	16,123	218%	27,697
Total revenue from operation	3,26,402	4,96,559	3,22,476	1%	12,75,501	12,67,481	1%	16,00,679
Other Income	479	601	879	-46%	1,346	6,931	-81%	7,230
Total Income	3,26,881	4,97,160	3,23,355	1%	12,76,847	12,74,412	0%	16,07,909
Expenses								
Purchases	3,05,604	4,59,964	3,09,641	-1%	11,92,284	12,21,952	-2%	15,35,238
Operating expenses	2,721	17,008	2,035	34%	27,065	3,778	616%	4,577
Employee benefit expenses	1,692	1,712	1,709	-1%	5,091	5,202	-2%	6,759
Finance costs	236	809	157	50%	2,584	498	419%	1,276
Depreciation and amortization expenses	68	66	80	-15%	203	246	-17%	353
Other expenses	1,749	1,946	1,234	42%	4,788	5,621	-15%	9,259
Total expenses	3,12,070	4,81,505	3,14,856	-1%	12,32,015	12,37,297	0%	15,57,462
Profit before exceptional items and tax	14,811	15,655	8,499	74%	44,832	37,115	21%	50,447
Exceptional items	-	-	-	-	-	-	-	(2,048)
Profit Before Tax	14,811	15,655	8,499	74%	44,832	37,115	21%	48,399
Tax expenses								
Current tax (including deferred tax)	3,752	4,005	2,209	70%	11,492	8,507	35%	11,501
Net Profit for the period	11,059	11,650	6,290	76%	33,340	28,608	17%	36,898
Total other comprehensive income, net of tax	35	(37)	(6,735)	-101%	55	(6,792)	-101%	(12,242)
Total comprehensive income for the period	11,094	11,613	(445)	-2593%	33,395	21,816	53%	24,656

P&L (Consolidated)

(Figures in Rs Lakh)  PTC India

Particulars	Q3FY25	Q2 FY25	Q3 FY24	9M FY25	9M FY24	% (9M 25 VS 24)	FY 23-24
Revenue from operations							
Revenue from operations	3,28,622	4,85,598	3,36,690	12,65,893	13,06,763	-3%	16,43,937
Other operating revenue	13,459	27,201	6,111	57,546	18,820	206%	32,385
Total revenue from operation	3,42,081	5,12,799	3,42,801	13,23,439	13,25,583	0%	16,76,322
Other Income	445	564	795	1,232	3,951	-69%	4,214
Total Income	3,42,526	5,13,363	3,43,596	13,24,671	13,29,534	0%	16,80,536
Expenses							
Purchases	3,05,604	4,59,964	3,09,641	11,92,284	12,21,952	-2%	15,35,238
Impairment of financial instrument	(1,868)	621	844	(770)	3,497	-122%	8,757
Operating expenses	2,721	17,008	2,035	27,065	3,778	616%	4,577
Employee benefit expenses	2,160	2,146	2,217	6,498	6,729	-3%	8,800
Finance costs	8,456	9,101	10,439	27,781	32,319	-14%	42,355
Depreciation and amortization expenses	230	223	257	680	733	-7%	1,001
Other expenses	2,505	2,434	3,092	6,381	8,524	-25%	12,719
Total expenses	3,19,808	4,91,497	3,28,525	12,59,919	12,77,532	-1%	16,13,447
Profit Before Exceptional Items and Tax	22,718	21,866	15,071	64,752	52,002	25%	67,089
Exceptional Items Income / (Expenses)	-	-	-	-	-	-	(2,048)
Profit Before Share of Profit/(Loss) of Associates and Tax	22,718	21,866	15,071	64,752	52,002	25%	65,041
Share of Profit / (Loss) of Associates	29	24	2	190	224	-15%	338
Profit Before Tax	22,747	21,890	15,073	64,942	52,226	24%	65,379
Tax expenses							
Current tax (including deferred tax)	5,104	5,612	3,920	15,945	13,488	18%	17,024
Net Profit for the period from Continuing Operations	17,643	16,278	11,153	48,997	38,738	26%	48,355
Profit / (Loss) from Discontinued Operations	468	7,104	(1,449)	11,440	5,467	109%	4,961
Profit / (Loss) for the period	18,111	23,382	9,704	60,437	44,205	37%	53,316
Total other comprehensive income, net of tax	(56)	(68)	(6,780)	(81)	(6,876)	-99%	(12,330)
Total comprehensive income for the period	18,055	23,314	2,924	60,356	37,329	62%	40,986

Thank You



PTC India Limited
2nd Floor, NBCC Tower,
15 Bhikaji Cama Place, New Delhi – 110066

Anand Kumar
Email: anandkumar@ptcindia.com
Tel. No. – +91-11-41659500, 41595100, 46484200
Fax No. – 91-11-41659144, 41659145