



**We bring
Life to Power**



18th Annual Report 2016-17

Vision

“To be a frontrunner in power trading by developing a vibrant power market and striving to correct market distortions”

Mission

- Promote Power Trading to optimally utilize the existing resources.
- Develop power market for market based investments into the Indian Power Sector.
- Facilitate development of power projects particularly through private investment.
 - Promote exchange of power with neighbouring countries.

Values

- Transparency
- The Customer is always right
- Encouraging Individual initiative
- Continuous Learning
- Teamwork

18TH ANNUAL GENERAL MEETING

To be held on Monday, 25th September, 2017 at 2.30 PM at Dr. S R KVS Auditorium (Dr. Sarvepalli Radhakrishnan Auditorium), Kendriya Vidyalaya No. 2, APS Colony, Gurgaon Road Delhi Cantt, New Delhi- 110010

NOTE:

1. Shareholders are requested to bring their copy of Annual Report with them to the Annual General Meeting.
2. No gifts or coupons would be given to the shareholders for attending the Annual General Meeting.

CONTENTS

	Page No.
Board of Directors	02
Notice	03-09
Directors' Report/Certificates	10-32
Management Discussion and Analysis	33-35
Report on Corporate Governance	36-51
Business Responsibility Report	52-57
Standalone Financial Statement of PTC India Ltd.	58-104
Consolidated Financial Statements of Group	105-173

BOARD OF DIRECTORS (AS ON 10.08.2017)

1. Shri Deepak Amitabh, CMD, PTC
2. Shri Ajit Kumar, Director(Commercial & Operations)
3. Shri Arun Kumar, Director(Finance) & CFO
4. Dr. Rajib Kumar Mishra, Director(Marketing & Business Development)
5. Shri Anil Razdan, Independent Director
6. Shri Arun Kumar Verma, Director - (MOP Nominee)
7. Shri C. Gangopadhyay, Director - (PFC Nominee)
8. Shri Dharendra Swarup, Independent Director
9. Shri H.L. Bajaj, Independent Director
10. Shri Jayant Gokhale, Independent Director
11. Shri K. Biswal, Director - (NTPC Nominee)
12. Shri K. S. Nagnyal, Director - (LIC Nominee)
13. Shri M. K. Mittal, Director - (NHPC Nominee)
14. Shri Rakesh Kacker, Independent Director
15. Shri Ravi P. Singh, Director - (POWERGRID Nominee)

Company Secretary

Shri Rajiv Maheshwari

Statutory Auditors

M/s. K. G. Somani & Co.

Internal Auditors

M/s. GSA & Associates

Registrar and Share Transfer Agents

M/s. MCS Share Transfer Agent Limited

F-65, Okhla Industrial Area, Phase-I

New Delhi - 110 020

Phone: 41406149; Fax: 41709881

Principal Bankers

IDBI Bank Ltd.

Indian Overseas Bank

State Bank of Travancore

ICICI Bank

Indian Bank

Indusind Bank

Corporation Bank

Yes Bank

PTC India Limited

CIN : L40105DL1999PLC099328

2nd Floor, NBCC Tower, 15 Bhikaji Cama Place New Delhi - 110 066

Tel: 011-41659500, 41595100, 46484200 Fax: 011-41659144

E-mail: info@ptcindia.com Website: www.ptcindia.com

NOTICE is hereby given that the 18th (eighteenth) Annual General Meeting of the Members of PTC India Limited (PTC) will be held on Monday, 25th day of September, 2017 at 02:30 P.M. at Dr. SRKVS Auditorium (Dr. Sarvepalli Radhakrishnan Auditorium), Kendriya Vidyalaya No. 2, APS Colony, Gurgaon Road Delhi Cantt, New Delhi- 110010, to transact the following business:

ORDINARY BUSINESS:

1. To receive, consider and adopt the (a) Audited Standalone Financial Statements of the Company for the year ended 31st March, 2017, together with Board's Report, and report of Auditor's thereon and (b) Audited Consolidated Financial Statements of the Company for the year ended 31st March, 2017 and report of Auditor's thereon.
2. To consider and if thought fit, to pass with or without modification (s), the following resolution for dividend for the Financial Year 2016-17 as an Ordinary Resolution:

“RESOLVED THAT pursuant to provision of Section 123 of the Companies Act, 2013 and all other applicable provisions of the Companies Act, 2013 and rules framed there under (including any statutory modification(s) or re-enactment thereof for the time being in force), dividend at the rate of 30% (₹ 3.00 per equity share of ₹10 each) be and is hereby declared for the FY 2016-17, out of the profits of the Company on the 296008321 equity shares of ₹ 10/- each fully paid up to be paid as per the ownership as on 14th September 2017 (closing hours).”
3. To appoint a Director in the place of Shri Ajit Kumar (DIN: 06518591) who retires by rotation at this Annual General Meeting and being eligible offers himself for re-appointment. In this regard to consider and if thought fit, to pass with or without modification (s), the following resolution as an Ordinary Resolution:

“RESOLVED THAT Shri Ajit Kumar (DIN: 06518591) who retires by rotation and who is eligible for re-appointment be and is hereby reappointed as Director.”
4. To appoint a Director in the place of Shri Rajib Kumar Mishra (DIN: 06836268) who retires by rotation at this Annual General Meeting and being eligible offers himself for re-appointment. In this regard to consider and if thought fit, to pass with or without modification (s), the following resolution as an Ordinary Resolution:

“RESOLVED THAT Shri Rajib Kumar Mishra (DIN: 06836268) who retires by rotation and who is eligible for re-appointment be and is hereby reappointed as Director.”
5. To ratify appointment of Statutory Auditor and fix their remuneration. In this regard to consider and if thought fit, to pass with or without modification(s), following resolution as an Ordinary Resolution:

“RESOLVED THAT pursuant to the provisions of Section 139 and all other applicable provisions of the Companies Act, 2013 and rules framed thereunder (including any statutory modification(s) or re-enactment thereof for the time being in force), the appointment of M/s K.G Somani & Co. Chartered Accountants (ICAI Registration no.006591N), 3/15, Asif Ali Road, New Delhi-110002, as the Statutory Auditor of the Company made in the annual general meeting held on 28th September, 2016 for a period of five years be and is hereby ratified on such remuneration as may be determined by the Board of Directors or the Audit Committee of the Company.”

SPECIAL BUSINESSES:

6. To appoint Shri Chinmoy Gangopadhyay (DIN:02271398) as Non-Executive Nominee Director and in this regard to consider and if thought fit, to pass with or without modification (s), the following resolution as an Ordinary Resolution:

“RESOLVED THAT pursuant to provisions of Section 152, 161 and other applicable provisions of the Companies Act, 2013 and rules framed thereunder (including any statutory modification(s) or re-enactment thereof for the time being in force), Shri Chinmoy Gangopadhyay (DIN: 02271398), who was appointed as Nominee Director of Power Finance Corporation Limited by the Board of Directors w.e.f. February 01, 2017 and in respect of whom the Company has received a notice in writing under Section 160 of the Companies Act, 2013 from a member proposing his candidature for the office of the Director of the Company, be and is hereby appointed as a Non- Executive Director as Nominee of Power Finance Corporation Limited whose office shall be liable to retire by rotation.

FURTHER RESOLVED THAT any Director or Company Secretary of the Company be and is hereby authorized to do all such acts and take all such steps as may be necessary, proper or expedient to give effect to this resolution.”
7. To appoint Shri Mahesh Kumar Mittal (DIN:02889021) as Non-Executive Nominee Director and in this regard to consider and if thought fit, to pass with or without modification (s), the following resolution as an Ordinary Resolution:

“RESOLVED THAT pursuant to provisions of Section 152, 161 and other applicable provisions of the Companies Act, 2013 and rules framed thereunder (including any statutory modification(s) or re-enactment thereof for the time being in force), Shri Mahesh Kumar Mittal (DIN: 02889021), who was appointed as Nominee Director of NHPC Limited by the Board of Directors w.e.f. March 15, 2017 and in respect of whom the Company has received a notice in writing under Section 160 of the Companies Act, 2013 from a member proposing his candidature for the office of the Director of the Company, be and is hereby appointed as a Non- Executive Director as Nominee of NHPC Limited whose office shall be liable to retire by rotation.

FURTHER RESOLVED THAT any Director or Company Secretary of the Company be and is hereby authorized to do all such acts and take all such steps as may be necessary, proper or expedient to give effect to this resolution.”
8. To appoint Shri Krishna Singh Nagnyal (DIN:06857451) as Non-Executive Nominee Director and in this regard to consider and if thought fit, to pass with or without modification (s), the following resolution as an Ordinary Resolution:

“RESOLVED THAT pursuant to provisions of Section 152, 161 and other applicable provisions of the Companies Act, 2013 and rules framed thereunder (including any statutory modification(s) or re-enactment thereof for the time being in force), Shri Krishna Singh Nagnyal (DIN: 06857451), who was appointed as Nominee Director of Life Insurance Corporation of India by the Board of Directors w.e.f. April 29, 2017 and in respect of whom the Company has received a notice in writing under Section 160 of the Companies Act, 2013 from a member proposing his candidature for the office of the Director of the Company, be and is hereby appointed as a Non- Executive Director as Nominee of Life Insurance Corporation of India whose office shall be liable to retire by rotation.

FURTHER RESOLVED THAT any Director or Company Secretary of the Company be and is hereby authorized to do all such acts and take all such steps as may be necessary, proper or expedient to give effect to this resolution.”

9. To appoint Shri Arun Kumar Verma (DIN: 02190047) as Non- Executive Nominee Director and in this regard to consider and if thought fit, to pass with or without modification (s), the following resolution as an Ordinary Resolution:

“RESOLVED THAT pursuant to provisions of Section 152, 161 and other applicable provisions of the Companies Act, 2013 and rules framed thereunder (including any statutory modification(s) or re-enactment thereof for the time being in force), Shri Arun Kumar Verma (DIN: 02190047), who was appointed as Nominee Director of Ministry of Power, Government of India by the Board of Directors w.e.f. August, 10th, 2017 and in respect of whom the Company has received a notice in writing under Section 160 of the Companies Act, 2013 from a member proposing his candidature for the office of the Director of the Company, be and is hereby appointed as a Non- Executive Director as Nominee of the Ministry of Power, Government of India whose office shall be liable to retire by rotation.

FURTHER RESOLVED THAT any Director or Company Secretary of the Company be and is hereby authorized to do all such acts and take all such steps as may be necessary, proper or expedient to give effect to this resolution.”

10. Appointment of Shri Rakesh Kacker (DIN: 03620666) as an Independent Director

To consider and if thought fit, to pass with or without modification(s) the following resolution as an Ordinary Resolution:

“RESOLVED THAT pursuant to the provisions of Sections 149, 150, 152 read with Schedule IV and other applicable provisions, if any, of the Companies Act, 2013 and the Companies (Appointment and Qualification of Directors) Rules, 2014, as may be amended from time to time & SEBI (Listing Obligations and Disclosure Requirements) Regulations, 2015, Shri Rakesh Kacker (DIN: 03620666), who was appointed as an independent director on March 23, 2017 and in respect of whom the Company has received a notice in writing under Section 160 of the Companies Act, 2013 from a member proposing his candidature for the office of the Director of the Company, be and is hereby appointed as an Independent Director of the Company for a period of 3 (three) consecutive years upto March 22, 2020 and shall not be liable to retire by rotation.

FURTHER RESOLVED THAT Board of Directors of the Company and/ or a Committee thereof be and is hereby authorized to severally do or cause to be done all such acts, matters, deeds and things, as may be necessary or desirable for the purpose of giving full effect to this resolution.”

11. Appointment of Shri Jayant Purushottam Gokhale (DIN: 00190075) as an Independent Director

To consider and if thought fit, to pass with or without modification(s) the following resolution as an Ordinary Resolution:

“RESOLVED THAT pursuant to the provisions of Sections 149, 150, 152 read with Schedule IV and other applicable provisions, if any, of the Companies Act, 2013 and the Companies (Appointment and Qualification of Directors) Rules, 2014, as may be amended from time to time & SEBI (Listing Obligations and Disclosure Requirements) Regulations, 2015, Shri Jayant Purushottam Gokhale (DIN: 00190075), who was appointed as an independent director on March 16, 2017 in respect of whom the Company has received a notice in writing under Section 160 of the Companies Act, 2013 from a member proposing his candidature for the office of the Director of the Company, be and is hereby appointed as an Independent Director of the Company for a period of 3 (three) consecutive years upto March 15, 2020 and shall not be liable to retire by rotation.

FURTHER RESOLVED THAT Board of Directors of the Company and/

or a Committee thereof be and is hereby authorized to severally do or cause to be done all such acts, matters, deeds and things, as may be necessary or desirable for the purpose of giving full effect to this resolution.”

By Order of the Board of Directors
For PTC India Limited

Date: 14th August, 2017
Place: New Delhi



(Rajiv Maheshwari)
Company Secretary
Membership no. F-4998
Address: 2nd Floor, NBCC Tower,
15 Bhikaji Cama Place,
New Delhi-110066

NOTES:

1. A MEMBER ENTITLED TO ATTEND AND VOTE AT THE ANNUAL GENERAL MEETING (THE “MEETING”) IS ENTITLED TO APPOINT A PROXY/ PROXIES TO ATTEND AND VOTE ON A POLL INSTEAD OF HIMSELF/HERSELF AND A PROXY/ PROXIES NEED NOT BE A MEMBER OF THE COMPANY. A PROXY FORM IS ENCLOSED. PROXY FORM(S) DULY STAMPED, COMPLETED AND SIGNED SHOULD BE DEPOSITED, AT THE REGISTERED OFFICE OF THE COMPANY NOT LESS THAN (48) FORTY-EIGHT HOURS BEFORE THE COMMENCEMENT OF THE MEETING.

A PERSON CAN ACT AS PROXY ON BEHALF OF MEMBERS NOT EXCEEDING FIFTY (50) AND HOLDING IN THE AGGREGATE NOT MORE THAN TEN PERCENT (10%) OF THE TOTAL SHARE CAPITAL OF THE COMPANY CARRYING VOTING RIGHTS. A MEMBER HOLDING MORE THAN TEN PERCENT (10%) OF THE TOTAL SHARE CAPITAL OF THE COMPANY CARRYING VOTING RIGHTS MAY APPOINT A SINGLE PERSON AS PROXY AND SUCH PERSON SHALL NOT ACT AS A PROXY FOR ANY OTHER PERSON OR SHAREHOLDER.

2. During the period beginning 24 hours before the time fixed for the commencement of the meeting and ending with the conclusion of meeting, a member would be entitled to inspect the proxies lodged during the business hours of the Company, provided that not less than three days’ notice in writing is given to the Company.
3. The relevant explanatory statement pursuant to Section 102 of the Companies Act, 2013 in respect of Special Business set out in the notice is enclosed.
4. Corporate members intending to send their authorized representatives to attend the meeting are requested to send the Company a certified copy of Board Resolutions authorizing their representative to attend and vote on their behalf at the meeting.
5. Relevant documents referred to in the accompanying Notice and the explanatory statement are open for inspection at the registered office of the Company on all working days, except Saturdays, between 11:00 a.m. and 1:00 p.m. upto the date of Annual General Meeting. The requisite statutory registers shall also be open for inspection during the meeting.
6. Brief resume of Directors seeking appointment and re-appointment as prescribed under SEBI (Listing Obligations and Disclosure Requirements), Regulations 2015 is annexed hereto and forms part of the notice.

7. The Register of Members and Share Transfer Books of the Company will be closed from 15th September 2017 to 25th September 2017 (both days inclusive) for determining the names of members eligible for dividend on Equity Shares, if declared at the meeting.
- The Securities and Exchange Board of India (SEBI) has mandated the submission of Permanent Account Number (PAN) for participating in the securities market. Members holding shares in electronic form are, therefore, requested to submit their PAN to their Depository Participants with whom they are maintaining their demat accounts. Members holding shares in physical form can submit their PAN to the Company or Share Transfer Agent. SEBI has also mandated that for registration of transfer of securities, the transferee(s) as well as transferor(s) shall furnish a copy of their PAN card to the Company /RTA for registration of transfer of securities.
8. If the Final Dividend on equity shares as recommended by the Board of Directors, if declared at the meeting, payment of such dividend will be made as under:
- i) To all Beneficial Owners in respect of shares held in dematerialized form as per the data made available by National Securities Depository Limited (NSDL) and the Central Depository Services Limited (CDSL) as of the close of business hours on 14th September 2017.
 - ii) To all members in respect of shares held in physical form after giving effect to valid transfers in respect of transfer requests lodged with the Company on or before the close of business hours on 14th September 2017.
9. The Shareholders/ Proxies are requested to produce at the Registration Counter(s) the attendance slip duly completed and signed, for admission to the meeting hall.
10. Members/ proxies should bring their copy of the Annual Report for reference at the meeting.
11. Members who hold shares in dematerialized form are requested to write their Client ID and DP ID and those who hold shares in the physical form are requested to write their folio number in the attendance slip for attending the meeting to facilitate identification of Membership at the meeting.
12. In case of joint holders attending the meeting, the Member whose name appears as the first holder in the order of names as per the Register of Members of the Company will be entitled to vote.
13. Non-Resident Indian members are requested to inform Company / respective DPs, immediately of:
- a) Change in their residential status on return to India for permanent settlement.
 - b) Particulars of their bank account maintained in India with complete name, branch, account type, account number and address of the bank with pin code number, if not furnished earlier.
14. Members who hold shares in physical form in multiple folios in identical names or joint holding in the same order of names are requested to send the share certificates to the Company or Share Transfer Agent, for consolidation into a single folio.
15. The Company's Registrar & Transfer Agent (RTA) is MCS Share Transfer Agent Limited.
16. Members desirous of making a nomination in respect of their shareholding in the Company, as permitted under Section 72 of the Companies Act, 2013, are requested to write to MCS Share Transfer Agent Ltd, Registrar & Transfer Agent of the Company in the nomination form (i.e. Form No. SH. 13). In case, shares held in dematerialised form, the nomination has to be lodged with the respective depository participant. The nomination form can be downloaded from the Company's website www.ptcindia.com.
17. Members holding shares in dematerialized form are requested to intimate all changes pertaining to their bank details, mandates, nominations, power of attorney, change of address, email address ECS details etc. to their respective Depository Participants. Members holding shares in physical form are requested to intimate such changes either to the Company or Share Transfer Agent.
18. Members holding shares in physical form are requested to consider converting their holding to dematerialized form to eliminate all risks associated with physical shares.
19. The communication address of our Registrar and Share Transfer Agent (RTA) is MCS Share Transfer Agent Limited, F-65, Okhla Industrial Area -Phase-I, New Delhi-110020.
20. For Electronic Clearing System (ECS) facility for crediting dividend directly to your designated bank accounts, shareholders are requested to give their mandate in the form enclosed.
- a) This Notice is being sent to all the members whose name appears as on August 25th, 2017 (closing hours) in the Register of Members or beneficial owner as received from MCS Share Transfer Agent Ltd. (RTA).
 - b) The voting rights of shareholders shall be in proportion to their shares in the paid up equity share capital of the company as on 18th September 2017 being cut-off date. Members are eligible to cast vote through remote e-voting or voting in the AGM only if they are holding shares as on that date.
22. The notice of the AGM along with the Annual Report for the Financial year 2016-17 is being sent by electronic mode to those members whose e-mails addresses are registered with the company/ depositories unless any member has requested for the physical copy of the same.
23. The Annual Report is also available at the Company's Website www.ptcindia.com.
24. A route map to reach the venue of the Annual General Meeting, including prominent landmark for easy location, attached along with the notice.
25. Voting through electronic means
- I. In compliance with provisions of Section 108 of the Companies Act, 2013, Rule 20 of the Companies (Management and Administration) Rules, 2014 as amended by the Companies (Management and Administration) Amendment Rules, 2015 and Regulation 44 of the Securities and Exchange Board of India (Listing Obligations and Disclosure Requirements) Regulations 2015 (Listing Regulations), the Company is pleased to provide members facility to exercise their right to vote on resolutions proposed to be considered at the Annual General Meeting (AGM) by electronic means and the business may be transacted through e-Voting Services. The facility of casting the votes by the members using an electronic voting system from a place other than venue of the AGM ("remote e-voting") will be provided by National Securities Depository Limited (NSDL).
 - II. The facility for voting through ballot paper shall be made available at the AGM and the members attending the meeting who have not cast their vote by remote e-voting shall be able to exercise their right at the meeting through ballot paper.
 - III. The members who have cast their vote by remote e-voting prior to the AGM, may also attend the AGM but shall not be entitled to cast their vote again.
 - IV. The remote e-voting period commences on 22nd September, 2017 (9:00 am) and ends on 24th September, 2017 (5:00 pm). During this period members' of the Company, holding shares either in physical form or in dematerialized form, as on the cut-off date of 18th September 2017, may cast their vote by remote e-voting. The remote e-voting module shall be disabled by NSDL for voting thereafter.

Once the vote on a resolution is cast by the member, the member shall not be allowed to change it subsequently.

V. The process and manner for remote e-voting are as under:

In case a Member receives an email from NSDL (for members whose email IDs are registered with the Company/Depository Participants(s)):

- (i) Open email and open PDF file viz; "remote e-voting.pdf" with your Client ID or Folio No. as password. The said PDF file contains your user ID and password/PIN for remote e-voting. Please note that the password is an initial password.
- (ii) Launch internet browser by typing the following URL: <https://www.evoting.nsdl.com/>
- (iii) Click on "Shareholder – Login".
- (iv) Enter user ID and password as initial password/PIN noted in step (i) above. Click Login.
- (v) Password change menu appears. Change the password/PIN with new password of your choice with minimum 8 digits/characters or combination thereof. Note new password. It is strongly recommended not to share your password with any other person and take utmost care to keep your password confidential.
- (vi) Home page of remote e-voting opens. Click on "remote e-voting: Active Voting Cycles".
- (vii) Select "E-voting event number (EVEN) of "PTC India Limited" for casting your vote.
- (viii) Now you are ready for remote e-voting as Cast Vote page opens.
- (ix) Cast your vote by selecting appropriate option and click on "Submit" and also "Confirm" when prompted.
- (x) Upon confirmation, the message "Vote cast successfully" will be displayed.
- (xi) Once you have voted on the resolution, you will not be allowed to modify your vote.
- (xii) Institutional shareholders (i.e. other than individuals, HUF, NRI etc.) are required to send scanned copy (PDF/JPG Format) of the relevant Board Resolution/ Authority letter etc. together with attested specimen signature of the duly authorized signatory(ies) who are authorized to vote, to the Scrutinizer through e-mail to ashish Kapoor and associates@gmail.com with a copy marked to evoting@nsdl.co.in
- (xiii) The member(s) whose email ID is not registered with the Company/Depository Participants(s), may obtain a login ID and password for casting his /her vote by remote e-voting by sending a request at evoting@nsdl.co.in or by contacting NSDL at the toll free no.: 1800-222-990 mentioning their Demat Account No/Folio Number.

VI. In case of any queries, you may refer the Frequently Asked Questions (FAQs) for Members and remote e-voting user manual for Members available at the downloads section of www.evoting.nsdl.com or call on toll free no.: 1800-222-990.

VII. If you are already registered with NSDL for remote e-voting then you can use your existing user ID and password/PIN for casting your vote.

VIII. You can also update your mobile number and e-mail id in the user profile details of the folio which may be used for sending future communication(s).

IX. The voting rights of members shall be in proportion to their shares of the paid up equity share capital of the Company as on the cut-off date of 18th September 2017.

X. Any person, who acquires shares of the Company and become member of the Company after dispatch of the notice and holding shares as of the cut-off date i.e. 18th September, 2017, may obtain the login ID and password by sending a request at evoting@nsdl.co.in or Issuer/RTA.

However, if you are already registered with NSDL for remote e-voting then you can use your existing user ID and password for casting your vote. If you forgot your password, you can reset your password by using "Forgot User Details/Password" option available on www.evoting.nsdl.com or contact NSDL at the following toll free no.: 1800-222-990.

In case Shareholders are holding shares in demat mode, USER-ID is the combination of (DPID + ClientID).

In case Shareholders are holding shares in physical mode, USER-ID is the combination of (Even No.+ Folio No.).

XI. A member may participate in the AGM even after exercising his right to vote through remote e-voting but shall not be allowed to vote again at the AGM.

XII. A person, whose name is recorded in the register of members or in the register of beneficial owners maintained by the depositories as on the cut-off date only shall be entitled to avail the facility of remote e-voting as well as voting at the AGM through ballot paper.

XIII. Mr. Ashish Kapoor, Company Secretary (Fellow Membership No. 8002) Prop. M/s. Ashish Kapoor & Associates, Company Secretaries has been appointed as the Scrutinizer to scrutinize the e-voting process in a fair and transparent manner.

XIV. The Chairman shall, at the AGM, at the end of discussion on the resolutions on which voting is to be held, allow voting with the assistance of scrutiner, by use of "Ballot Paper" or "Polling Paper" for all those members who are present at the AGM, but have not cast their votes by availing the remote e-voting facility.

XV. The Scrutinizer shall after the conclusion of voting at the general meeting, will first count the votes cast at the meeting and thereafter unblock the votes cast through remote e-voting in the presence of at least two witnesses not in the employment of the Company and shall make, not later than three days of the conclusion of the AGM, a consolidated scrutiner's report of the total votes cast in favour or against, if any, to the Chairman or a person authorized by him in writing, who shall countersign the same and declare the result of the voting forthwith.

XVI. The Results declared alongwith the report of the Scrutinizer shall be placed on the website of the Company www.ptcindia.com and on the website of NSDL immediately after the declaration of result by the Chairman or a person authorized by him in writing. The results shall also be immediately forwarded to the NSE and BSE, Mumbai.

26. Voting through Ballot Paper

Members who have not exercised the option of Remote E-voting shall be entitled to participate and vote at the venue of the AGM on the date of AGM. The voting at the venue of the AGM shall be done through the Ballot Papers and Members attending the AGM shall be able to exercise their voting right at the meeting through Ballot Papers. After the agenda items have been discussed, the Chairman will instruct the scrutiner to initiate the process of voting on the all resolutions through Ballot Papers. The Ballot Paper/s will be issued to the Shareholders/Proxy holders/ Authorised Representatives present at the AGM. The shareholder may exercise their right of vote by tick marking as (✓) against 'FOR' and

'AGAINST' as his/her choice may be, on the agenda item in the Ballot Paper and drop the same in the Ballot Box(es) kept at the meeting hall for this purpose.

In such an event, votes cast under Poll taken together with the votes cast through remote e-voting shall be counted for the purpose of passing of resolution(s).

The Scrutinizer shall after the conclusion of voting at the General Meeting, will first count the votes cast at the meeting and thereafter unblock the votes cast through remote e-voting in the presence of at least two witnesses not in the employment of the Company and shall make, not later than three days of the conclusion of the Annual General Meeting, a consolidated Scrutinizer's Report of the total votes cast in favour or against, if any, to the Chairman or a person authorised by him in writing who shall countersign the same and declare the result of the voting forthwith.

The results declared, alongwith the report of the Scrutinizer Report shall be placed on the website of the Company www.ptcindia.com under the section 'Investor Service- Corporate Announcement' and on the website of NSDL immediately after the declaration of result by the Chairman or a person authorised by him in writing. The Results shall also be immediately forwarded to the Stock Exchanges where the shares of the Company are listed. A member may participate in the Annual General Meeting even after exercising his right to vote through remote e-voting but shall not be allowed to vote again at the Annual General Meeting.

Subject to receipt of requisite number of votes, the resolutions shall be deemed to be passed on the date of the Meeting i.e. September 25, 2017.

27. Members who wish to claim Dividends, which remain unpaid, are requested to correspond with our Registrar and Share Transfer Agent (RTA) i.e. M/s MCS Share Transfer Agent Ltd. Members are requested to note that dividend not en-cashed / claimed within seven years will be transferred to Investor Education and Protection Fund of Government of India. In view of this, members are requested to send all un-cashed dividend warrants pertaining to respective years to Company/ RTA for revalidation and en-cash them before due date.
28. The Company has implemented the "Green Initiative" in terms of Section 101 of the Companies Act, 2013 to enable electronic delivery of notices/ documents and annual reports to shareholders. The e-mail addresses indicated in your respective Depository Participant (DP) accounts which will be periodically downloaded from NSDL/ CDSL will be deemed to be your registered e-mail address for serving notices/ documents including those covered under Section 101 of the Companies Act, 2013. The Notice of AGM and the copies of audited financial statements, Directors' Report, Auditors' Report etc. will also be displayed on the website www.ptcindia.com of the Company. Members holding shares in electronic mode are, therefore, requested to ensure to keep their e-mail addresses updated with the Depository Participant. Members holding shares in physical mode are also requested to update their e-mail addresses by writing to the Company at Company's e-mail address at cs@ptcindia.com quoting their folio number(s). In case any member desire to get hard copy of Annual Report, they can write to Company at registered office address or email at cs@ptcindia.com OR admin@mcsdel.com.

EXPLANATORY STATEMENT PURSUANT TO SECTION 102 OF THE COMPANIES ACT, 2013 ("Act")

Item No. 6

Appointment of Shri Chinmoy Gangopadhyay (DIN: 02271398) as a Nominee Director

Shri Chinmoy Gangopadhyay (DIN: 02271398), aged about 58 years is holding the position of Director of Power Finance Corporation Limited (PFC). Subsequent to the last AGM, Shri Chinmoy Gangopadhyay was appointed as an Additional Director on the Board of Company w.e.f. February 01, 2017 as

Nominee of PFC and holds office up to the date of the ensuing Annual General Meeting.

The company has received a notice in writing as per Section 160 of the Companies Act, 2013, signifying intention to propose Shri Chinmoy Gangopadhyay as Non-Executive Director on the Board of PTC.

The above appointment of Shri Chinmoy Gangopadhyay, as Director being liable to retire by rotation in terms of Section 152 of Companies Act, 2013 requires approval of the Members in the General Meeting. Brief resume of Shri Chinmoy Gangopadhyay is annexed.

Shri Chinmoy Gangopadhyay has confirmed that he is not disqualified from being appointed as a Director under Section 164 of the said Act and given his consent to act as Director.

Shri Chinmoy Gangopadhyay does not have any shareholding in the Company.

None of the Directors or Key Managerial Personnel and their relatives except Shri Chinmoy Gangopadhyay is concerned or interested, financially or otherwise, in the resolution set out at Item No. 6. The Board recommends the resolution set out at Item no. 6 of the notice for your approval.

Item No. 7

Appointment of Shri Mahesh Kumar Mittal (DIN: 02889021) as a Nominee Director

Shri Mahesh Kumar Mittal (DIN: 02889021), aged about 57 years is holding the position of Director (Fin.) of NHPC Limited. Subsequent to the last AGM, Shri Mahesh Kumar Mittal was appointed as an Additional Director on the Board of Company w.e.f. March 15, 2017 as Nominee of NHPC Limited and holds office up to the date of the ensuing Annual General Meeting.

The company has received a notice in writing as per Section 160 of the Companies Act, 2013, signifying intention to propose Shri Mahesh Kumar Mittal as Non-Executive Director on the Board of PTC.

The above appointment of Shri Mahesh Kumar Mittal, as Director being liable to retire by rotation in terms of Section 152 of Companies Act, 2013 requires approval of the Members in the General Meeting. Brief resume of Shri Mahesh Kumar Mittal is annexed.

Shri Mahesh Kumar Mittal has confirmed that he is not disqualified from being appointed as a Director under Section 164 of the said Act and given his consent to act as Director.

Shri Mahesh Kumar Mittal does not have any shareholding in the Company.

None of the Directors or Key Managerial Personnel and their relatives except Shri Mahesh Kumar Mittal is concerned or interested, financially or otherwise, in the resolution set out at Item No. 7. The Board recommends the resolution set out at Item no. 7 of the notice for your approval.

Item No. 8

Appointment of Shri Krishna Singh Nagnyal (DIN: 06857451) as a Nominee Director

Shri Krishna Singh Nagnyal (DIN: 06857451), aged about 55 years is holding the position of Zonal Manager of LIC. Subsequent to the last AGM, Shri Krishna Singh Nagnyal was appointed as an Additional Director on the Board of Company w.e.f. April 29, 2017 as Nominee of LIC and holds office up to the date of the ensuing Annual General Meeting.

The company has received a notice in writing as per Section 160 of the Companies Act, 2013, signifying intention to propose Shri Krishna Singh Nagnyal as Non-Executive Director on the Board of PTC.

The above appointment of Shri Krishna Singh Nagnyal, as Director being liable to retire by rotation in terms of Section 152 of Companies Act, 2013 requires approval of the Members in the General Meeting. Brief resume of Shri Krishna Singh Nagnyal is annexed.

Shri Krishna Singh Nagnyal has confirmed that he is not disqualified from being appointed as a Director under Section 164 of the said Act and given his consent to act as Director.

Shri Krishna Singh Nagnyal does not have any shareholding in the Company.

None of the Directors or Key Managerial Personnel and their relatives except Shri Krishna Singh Nagnyal is concerned or interested, financially or otherwise, in the resolution set out at Item No. 8. The Board recommends the resolution set out at Item no. 8 of the notice for your approval.

Item No. 9

Appointment of Shri Arun Kumar Verma (DIN: 02190047) as a Nominee Director

Shri Arun Kumar Verma (DIN: 02190047), aged about 58 years is holding the position of Joint Secretary, Ministry of Power, Govt. of India. Subsequent to the last AGM, Shri Arun Kumar Verma was appointed as an Additional Director on the Board of Company w.e.f. August 10, 2017 as Nominee of Ministry of Power, Govt. of India and holds office up to the date of the ensuing Annual General Meeting.

The company has received a notice in writing as per Section 160 of the Companies Act, 2013, signifying intention to propose Shri Arun Kumar Verma as Non-Executive Director on the Board of PTC.

The above appointment of Shri Arun Kumar Verma, as Director being liable to retire by rotation in terms of Section 152 of Companies Act, 2013 requires approval of the Members in the General Meeting. Brief resume of Shri Arun Kumar Verma is annexed.

Shri Arun Kumar Verma has confirmed that he is not disqualified from being appointed as a Director under Section 164 of the said Act and given his consent to act as Director.

Shri Arun Kumar Verma does not have any shareholding in the Company.

None of the Directors or Key Managerial Personnel and their relatives except Shri Arun Kumar Verma is concerned or interested, financially or otherwise, in the resolution set out at Item No. 9. The Board recommends the resolution set out at Item no. 9 of the notice for your approval.

Item No. 10

Appointment of Shri Rakesh Kacker (DIN: 03620666) as an Independent Director

The Board of Directors in their meeting held on March 23, 2017 appointed Shri Rakesh Kacker as an additional independent director based on the recommendation of the Nomination & Remuneration Committee who shall hold office upto the date of the ensuing annual general meeting.

The Company has received a notice in writing from a member under Section 160 of the Act proposing the candidature of Shri Rakesh Kacker for the office of Director of the Company. Shri Rakesh Kacker is not disqualified from being appointed as a Director in terms of Section 164 of the Act and has given his consent to act as a Director.

The Company has received a declaration from Shri Rakesh Kacker that he meets the criteria of independence as prescribed both under sub-section (6) of Section 149 of the Act and under Securities and Exchange Board of India (Listing

Obligations and Disclosure Requirements) Regulations, 2015 ("LODR").

In the opinion of the Board, Shri Rakesh Kacker fulfills the conditions for his appointment as an Independent Director as specified in the Act and the LODR.

Shri Rakesh Kacker is independent of the management and possesses appropriate skills, experience and knowledge.

The Board considers that his continued association would be of immense benefit of the Company and it is desirable to continue to avail services of Shri Rakesh Kacker as an Independent Director. Accordingly, the Board recommends the resolution in relation of appointment of Shri Rakesh Kacker as an Independent Director, for the approval of members of the Company as an Ordinary Resolution.

None of the Directors or Key Managerial Personnel and their relatives except Shri Rakesh Kacker is concerned or interested, financially or otherwise, in the resolution set out at Item No. 10. The Board recommends the resolution set out at Item no. 10 of the notice for your approval.

Item No. 11

Appointment of Shri Jayant Purushottam Gokhale (DIN: 00190075) as an Independent Director

The Board of Directors in their meeting held on March 16, 2017 appointed Shri Jayant Purushottam Gokhale as an additional independent director based on the recommendation of the Nomination & Remuneration Committee who shall hold office upto the date of the ensuing annual general meeting.

The Company has received a notice in writing from a member under Section 160 of the Act proposing the candidature of Shri Jayant Purushottam Gokhale for the office of Director of the Company. Shri Jayant Purushottam Gokhale is not disqualified from being appointed as a Director in terms of Section 164 of the Act and has given his consent to act as a Director.

The Company has received a declaration from Shri Jayant Purushottam Gokhale that he meets the criteria of independence as prescribed both under sub-section (6) of Section 149 of the Act and under Securities and Exchange Board of India (Listing Obligations and Disclosure Requirements) Regulations, 2015 ("LODR").

In the opinion of the Board, Shri Jayant Purushottam Gokhale fulfills the conditions for his appointment as an Independent Director as specified in the Act and the LODR.

Shri Jayant Purushottam Gokhale is independent of the management and possesses appropriate skills, experience and knowledge.

The Board considers that his continued association would be of immense benefit of the Company and it is desirable to continue to avail services of Shri Jayant Purushottam Gokhale as an Independent Director. Accordingly, the Board recommends the resolution in relation of appointment of Shri Jayant Purushottam Gokhale as an Independent Director, for the approval of members of the Company as an Ordinary Resolution.

None of the Directors or Key Managerial Personnel and their relatives except Shri Jayant Purushottam Gokhale is concerned or interested, financially or otherwise, in the resolution set out at Item No. 11. The Board recommends the resolution set out at Item no. 11 of the notice for your approval.

This Explanatory Statement may also be regarded as a disclosure under Securities Exchange Board of India (Listing Obligations and Disclosures Requirements), Regulations, 2015 and Secretarial Standards - 2.

Name	Shri Chinmoy Gangopadhyay	Shri Mahesh Kumar Mittal	Shri Krishna Singh Nagyal	Shri Arun Kumar Verma	Shri Rakesh Kacker	Shri Jayant Purushottam Gokhale	Shri Ajit Kumar	Shri Rajib Kumar Mishra
Date of birth	03/04/1959	11/09/1960	01/02/1962	07/07/1959	15/04/1953	09/09/1956	08/04/1959	01/03/1963
Age	58 Years	57 Years	55 Years	58 Years	64 Years	61 Years	58 Years	54 Years
DIN No.	02271398	02889021	06857451	02190047	03620666	00190075	06518591	06836268
Date of appointment/ re-appointment	01/02/2017	15/03/2017	29/04/2017	10/08/2017	23/03/2017	16/03/2017	02/04/2015	24/02/2015
Qualification	Engineer	ICWA	Zonal Manager in LIC	Indian Forest Service, 1986 batch	Ex-IAS	CA	B.E., MBA	B.E., Ph.D
Nationality	INDIAN	INDIAN	INDIAN	INDIAN	INDIAN	INDIAN	INDIAN	INDIAN
Experience	More than 30 years	More than 30 years	More than 30 years	More than 30 years	More than 30 years	More than 30 years	More than 30 years	More than 30 years
Expertise in specific functional areas	Power sector	Power sector	Finance sector	Power Sector	Power sector	Finance sector	Power sector Earlier he was ED in NTPC	Power sector Earlier he was GM in Power Grid
Date of first appointment on the Board of the Company	01/02/2017	15/03/2017	29/04/2017	10/08/2017	23/03/2017	16/03/2017	02/04/2015	24/02/2015
Terms and conditions of appointment or re-appointment along with details of remuneration sought to be paid	Nominee Director	Nominee Director	Nominee Director	Nominee Director	Independent Director	Independent Director	Whole time Director	Whole time Director
Last drawn remuneration, if applicable	NA	NA	NA	NA	NA	NA	As mentioned in CG report	As mentioned in CG report
Details of remuneration sought to be paid	NA	NA	NA	NA	NA	NA	As per Remuneration Policy of the Company	As per Remuneration Policy of the Company
No. of Board meetings attended during the year 2016-17	Details given in CG report	Details given in CG report	NA	NA	Details given in CG report	Details given in CG report	Details given in CG report	Details given in CG report
Name(s) of the other Companies in which Directorship held including membership / chairmanship of Audit & Stakeholder Relationship committee/ Membership of Committees in the Companies	1. Power Finance Corporation Ltd, (PFC) 2. PFC Consulting Ltd, 3. PFC Capital Advisory Services, 4. Orissa Integrated Power Ltd, 5. Tatiya Andhra Mega Power Ltd. 6. Chhattisgarh Surguja Power Ltd. 7. PFC Green Energy Ltd. 8. Power Equity Capital Advisors Pvt. Ltd. - Member, Audit Committee - PFC & PFC Green - Member Stakeholder Relationship committee - PFC	1. NHPC Limited 2. Chennai Valley Power Project Pvt. Ltd.	1. North Eastern Development Finance Corporation Ltd (NEDFI).	1. Power Finance Corporation Ltd. 2. Rural Electrification Corporation Ltd. - Chairman SRC of PFC	-	1. Gokhale & Sathe Chartered Accountants 2. Syndicate Bank. - Chairman, Audit Committee, Syndicate Bank	1. PTC Energy Ltd.	1. PTC India Financial Services Ltd. 2. PTC Energy Ltd.
Number of Shares held in the company	NIL	NIL	NIL	NIL	NIL	NIL	NIL	1800
Relationship with other directors, Manager, key managerial personnel of the Company	Not related to any Directors and Key Managerial Personnel of the Company	Not related to any Directors and Key Managerial Personnel of the Company	Not related to any Directors and Key Managerial Personnel of the Company	Not related to any Directors and Key Managerial Personnel of the Company	Not related to any Directors and Key Managerial Personnel of the Company	Not related to any Directors and Key Managerial Personnel of the Company	Not related to any Directors and Key Managerial Personnel of the Company	Not related to any Directors and Key Managerial Personnel of the Company

None of the Directors or Key managerial Personnel of the Company and their relatives, other than to the extent of his appointment, are deemed to be, concerned or interested, financially or otherwise, in Resolution as set out at item no. 6, 7, 8, 9, 10 and 11 of the Notice.

The appointment of Shri Rakesh Kacker and Shri Jayant Purushottam Gokhale if approved by the shareholder in this annual general meeting, the Copy of the letter for appointment of Shri Rakesh Kacker and Shri Jayant Purushottam Gokhale as an Independent Director would be available for inspection on the website of the Company.

The Board recommends the resolution as set out in the Item No. 6, 7, 8, 9, 10 and 11 of accompanying notice for the approval of members of the Company as an Ordinary Resolution.

By Order of the Board of Directors
For PTC India Limited

Place: New Delhi
Date: 14th August, 2017

Sd/-
(Rajiv Maheshwari)
Company Secretary
Membership no. F-4998
Address: 2nd Floor, NBCC Tower,
15 Bhikaji Cama Place,
New Delhi-110066

BOARD'S REPORT

Dear Members,

The Board of Directors hereby submits the report of the business and operations of your Company ('the Company' or 'PTC India Limited') along with the audited financial Statements of the Company and its subsidiaries for the financial year ended March 31, 2017.

FINANCIAL PERFORMANCE

The summarized standalone and consolidated results of your Company (and its subsidiaries) are given in the table below.

₹ in Crore

Particulars	Financial Year Ended			
	Standalone		Consolidated	
	31/03/2017	31/03/2016	31/03/2017	31/03/2016
Total Income	14,312.82	12,660.09	15513.47	13601.02
Profit / (Loss) before Interest, Depreciation & Tax (EBITDA) excluding OCI & after minority interest)	546.31	450.28	1592.80	1265.44
Finance Charges	134.59	102.62	799.71	630.91
Depreciation	2.71	3.53	21.24	10.15
Provision for Income Tax (including for earlier years)	118.14	109.70	266.04	218.12
Net Profit / (Loss) after tax	290.87	234.43	414.72	322.52
Profit / (loss) brought forward from previous year	562.32	469.48	864.22	666.12
Amount transferred to General Reserve	81.01	70.08	81.01	70.08
Dividend paid (including dividend tax)	80.83	71.51	89.75	78.38
Transferred to special reserve	-	-	46.08	34.98
Transferred to Statutory reserve	-	-	44.89	46.93
Re-measurement of post-employment benefit obligation, net of tax	-	-	0.04	0.04
Adjustment on consolidation	-	-	(31.82)	-
Transferred from share options o/s accounts	-	-	-	(0.15)
Transferred from reserve for equity instrument through OCI	-	-	(65.86)	(105.84)
Profit / (loss) carried to Balance Sheet	691.35	562.32	1,114.85	864.22
OCI (after minority interest)	(20.85)	0.03	(41.56)	6.91
Total other comprehensive income (after minority interest)	270.02	234.46	373.16	329.43

*previous year figures have been regrouped/rearranged wherever necessary.

RESULTS OF OPERATIONS AND STATE OF COMPANY'S AFFAIRS

The trading volumes were higher by 14.04% this year at 48320 MUs as against 42372 MUs during the previous year. With a turnover of ₹ 14312.82 Crore (including other income) for the year 2016-17 as against ₹ 12660.09 Crore (including other income) in the Financial Year 2015-16, your Company has earned a Profit After Tax of ₹ 290.87 Crore as against ₹ 234.43 Crore in the previous year.

Your Company has two subsidiaries, namely PTC India Financial Services Limited (PFS) and PTC Energy Limited (PEL). The consolidated turnover of the group is ₹ 15513.47 Crore for the Financial Year 2016-17 as against ₹ 13601.02 Crore for the Financial Year 2015-16. The consolidated Profit after Tax of the Group is ₹ 414.72 Crore for the Financial Year 2016-17 as against ₹ 322.52 for the Financial Year 2015-16.

RESERVES

Out of the profits of the Company, a sum of ₹ 81.01 Crore has been transferred to General Reserves during the Financial Year and total reserves and surplus of the Company are ₹ 2778.87 Crore (including securities premium) as on 31st March 2017.

DIVIDEND

The Board of Directors of your Company are pleased to recommend for your consideration and approval, a dividend @ 30% for the Financial Year 2016-17

i.e. ₹ 3 per equity share of ₹ 10 each. The dividend, if approved, at ensuing Annual General Meeting will absorb ₹ 106.86 Crore including Dividend Distribution Tax amounting to ₹ 18.06 Crore.

The dividend will be paid to the members whose names appear in the Register of Members as on a record date and in respect of shares held in dematerialized form whose names are furnished by National Securities Depositories Limited (NSDL) and Central Depository (India) Limited (CDSL) as beneficial owners as on record date.

NET WORTH AND EARNINGS PER SHARE (EPS)

As on 31st March 2017, net worth of your Company aggregates to ₹ 3,074.88 Crore as compared to ₹ 2,885.69 Crore for the previous Financial Year thereby registering a growth of 6.56%

EPS of the Company for the year ended 31st March, 2017 stands at ₹ 9.83 in comparison to ₹ 7.92 for the Financial Year ended 31st March, 2016.

MATERIAL CHANGES AND COMMITMENTS, IF ANY, AFFECTING THE FINANCIAL POSITION OF THE COMPANY

There has been no material changes and commitments affecting the financial position of the Company which have occurred between the end of the Financial Year of the Company to which the financial statement relates (i.e. 31st March, 2017) and on the date of this report.

CHANGE IN THE NATURE OF BUSINESS, IF ANY

There is no change in the nature of business of your Company during the year under review.

CHANGES IN CAPITAL STRUCTURE

During the period under review, no change has taken place with regard to capital structure of the Company.

As on 31st March 2017, PTC has Authorized Share Capital of ₹ 750, 00, 00,000 and paid-up share capital of ₹ 296,00,83,210/- divided into 29,60,08,321 equity shares of ₹10 each. The equity shares of your Company are listed on the 'BSE Limited (BSE) and 'National Stock Exchange of India Ltd.' (NSE). The promoters i.e. NTPC Ltd. (NTPC), Power Grid Corporation of India Ltd. (POWERGRID), Power Finance Corporation Ltd. (PFC) and NHPC Ltd. (NHPC) individually hold 4.05% each or 16.20% collectively of the paid-up and subscribed equity share capital of your Company and the balance of 83.80% of the paid-up and subscribed equity share capital of your Company is held by Power Sector Entities, Financial Institutions, Life Insurance Corporation of India, other Insurance Companies, Banking Institutions, Corporations, Investment Companies, Foreign Institutional Investors, Private Utilities and others including public at large.

HOLDING, SUBSIDIARIES, ASSOCIATES AND JOINT VENTURES

Pursuant to sub-section (3) of section 129 of the Companies Act, 2013 ("the Act"), the statement containing the salient features of the financial statement of a company's subsidiary or subsidiaries, associate company or companies and joint venture or ventures is given in Form AOC-1 as **Annexure 1**.

Holding Company

The Company does not have any holding company.

Subsidiary Companies

PTC India Financial Services Limited

PTC India Financial Services Limited (PFS) is a subsidiary of PTC India Limited wherein PTC holds 65% stake and has invested ₹ 754.77 Crore. PFS is listed on NSE and BSE and has been classified as Infrastructure Finance Company (IFC) by the Reserve Bank of India.

PFS has recorded revenue of ₹ 1199.11 Crore during FY17 compared to revenue of ₹ 971.72 Crore during FY16. Interest income for FY17 stood at ₹ 1123.31 Crore compared to ₹ 928 Crore during FY16, thus registering an increase of about 21.05%. The profit before tax and profit after tax for FY17 stood at ₹ 406.52 Crore and ₹ 260.18 Crore respectively. Net interest income increased to ₹ 492.15, thereby recording a growth of over 15.55% during FY17.

The Board of Directors of PFS has recommended a dividend @ 15% i.e. ₹ 1.5 per equity share of ₹ 10/- each for the Financial Year 2016-17.

PTC Energy Limited

PTC Energy Limited (PEL) was set up as a subsidiary of PTC India Limited to develop asset base taking in to its sphere the developmental activities, fuel intermediation etc. and company has invested ₹ 654.12 Crore in PEL.

The vision of PEL is to play a pivotal role in India's emerging Energy sector through asset base business and as a fuel aggregator.

PEL had commissioned 30 MW wind power project in Distt. of Ratlam and 20 MW wind power project in Distt. of Mandasaur of Madhya Pradesh till 31st March 2016. In FY 16-17, five wind projects of PEL totaling 238.8 MW have also been commissioned as per the agreed schedule by 31.03.2017 taking its total operating capacity to 288.8 MW. Although the PPAs have been signed for these projects, with respective Discoms, however, their ratification(s) from the State Regulator(s) is still in the process.

During the year, PEL has recorded total income of ₹ 47.19 crore (Previous year ₹ 4.55 Crore)

INVESTMENT IN OTHER COMPANIES (Amount released up to 31st March 2017)

- Your Company has executed Equity Subscription Agreement (ESA) for investment in Athena Energy Ventures Private Limited (AEVPL). PTC

has released ₹ 150 Crore. The other investors in this Company are Athena Group and IDFC. PTC has made a provision of ₹ 32.55 Crore towards this investment during FY 16 - 17.

- Your Company had made an investment of ₹ 37.55 Crore in Krishna Godavari Power Utilities Limited. However, due to slow progress and other issues, provision was made for entire amount of ₹ 37.55 Crore during FY 2015-16.
- Teesta Urja Limited (TUL) was implementing a project of 1200 MW Teesta III Hydro Electric Project and the company invested a sum of ₹ 224.33 Crore in equity of TUL. During the year 2014-15, Govt. of Sikkim (GoS) agreed to have 51% equity holding in TUL by partly acquiring shares from the existing shareholders and partly by subscribing to new shares. Accordingly the company being an existing shareholder sold a part of its shareholding amounting to ₹ 44.03 crore to GoS which was carried at fair value of ₹ 37.51 Crore as on 31/03/2015 as one of the existing shareholding company was non-resident therefore, valuation of shares was required to be carried out as per any internationally accepted pricing methodology under FEMA and loss due to reduction in fair value was booked in FY 2014-15 for such transfer of shares. The sale of 4,29,62,777 shares took place in August 2015 and the shareholding of PTC in TUL was reduced to 6.89%.

The remaining part of investment was also carried out at fair value of ₹ 153.61 Crore as on 31/03/2015. As on 31/03/2017, the company has carried out fair valuation of investment in TUL and same stood as ₹ 165.65 Crore as against ₹ 153.61 Crore of previous year

- Your Company has invested ₹ 4 Crore equity in M/s. Chenab Valley Power Projects Private Limited (CVPPPL) with NHPC and JKSPDC.

The Policy for Determining Material Subsidiaries as approved by the Board is available on the company's website at the link: http://www.ptcindia.com/statutory_information/Policy-on-Determining-Material-Subsidiaries.pdf

RELATED PARTY TRANSACTIONS

All contracts/ arrangements/ transactions entered by the Company during the financial year with related parties were in the ordinary course of business and on an arm's length basis and do not attract the provisions of Section 188 of the Companies Act, 2013. During the year, the Company had not entered into any contract/ arrangement/ transaction with related parties which could be considered material in accordance with the policy of the company on materiality of related party transactions.

The Policy on Materiality of Related Party Transactions and Dealing with Related Party Transactions as approved by the Board is available on the company's website at the link http://www.ptcindia.com/statutory_information/Policy-on-materiality-of-Related-Party-Transactions-and-also-on-dealing-with-Related-Party-Transactions.pdf

Pursuant to clause (a) sub section (3) of section 134 of the Companies Act, 2013 & Rule 8 of Companies (Accounts) Rules 2014, Form AOC-2 is attached at **Annexure 2**.

DIRECTORS' RESPONSIBILITY STATEMENT

Pursuant to the requirements of clause (c) of sub-section (3) of Section 134 of the Companies Act, 2013, the Board of Directors of your Company confirms that:

- In the preparation of the annual accounts for the year ended March 31, 2017, the applicable accounting standards have been followed and there are no material departures from the same;
- The Directors have selected such accounting policies and applied them consistently and made judgments and estimates that are reasonable and prudent so as to give a true and fair view of the state of affairs of the company as at March 31, 2017 and of the profit of the company for the year ended on that date;

- c. The Directors had taken proper and sufficient care for the maintenance of adequate accounting records in accordance with the provisions of the Companies Act, 2013 for safeguarding the assets of the company and for preventing and detecting fraud and other irregularities;
- d. The Directors had prepared the annual accounts of the Company on a going concern basis;
- e. The Directors had laid down the internal financial controls to be followed by the Company and that such internal financial controls are adequate and were operating effectively.
- f. The Directors had devised proper systems to ensure compliance with the provisions of all applicable laws and that such systems were adequate and operating effectively.

CONSOLIDATED FINANCIAL STATEMENTS

The Company adopted Indian Accounting Standard (Ind-AS) from April 1, 2016 and accordingly, the Consolidated Financial Statements have been prepared in accordance with the Accounting Standard notified under Section 133 of the Companies Act, 2013 and the relevant rules issued thereunder read with the SEBI (Listing Obligations and Disclosure Requirements) Regulations 2015 ('SEBI (LODR) Regulations, 2015') and the other accounting principles generally accepted in India. The Consolidated Financial Statements form part of the Annual Report.

INTERNAL FINANCIAL CONTROLS

The Company has in place adequate internal financial controls with reference to financial statements. The Board has adopted the policies and procedures for ensuring the orderly and efficient conduct of its business, including adherence to the Company's policies, safeguarding of its assets, the prevention of and detection of fraud and errors, the accuracy & completeness of the accounting records and the timely preparation of reliable financial disclosures.

The Company has appointed M/s. Grant Thornton for the above purpose.

DIRECTORS & KEY MANAGERIAL PERSONNEL

RE - APPOINTMENT OF DIRECTORS

As per the provisions of the Companies Act, Mr. Ajit Kumar and Mr. Rajib Kumar Mishra Directors would retire by rotation at the ensuing Annual General Meeting and being eligible have offered themselves for re-appointment. The Board recommends their re-appointment.

RESIGNATIONS

- Shri Ved Jain and Shri Dipak Chatterjee, Independent Directors had completed their tenure on December 07, 2016 and April 15, 2017 respectively.
- Shri Hemant Bhargava has ceased to be the Nominee Director of LIC of India w.e.f. October 20, 2016.
- Smt. Jyoti Arora, nominee of Ministry of Power, Government of India has completed her present tenure with Central Government and ceased to be a Director w.e.f. July 6, 2017.
- On attaining the superannuation in PFC Limited, Shri Anil Kumar Agarwal, has ceased to be the Nominee Director w.e.f. January 01, 2017 (appointed on 5th February, 2015).
- On attaining the superannuation in NHPC Limited, Shri Jayant Kumar, has ceased to be a Nominee Director w.e.f. March 01, 2017 (appointed on 7th April, 2016).

APPOINTMENTS

- Appointment of Shri Chinmoy Gangopadhyay as Nominee of PFC Limited effective from February 01, 2017.
- Appointment of Shri Mahesh Kumar Mittal as Nominee of NHPC Limited effective from March 15, 2017.
- Appointment of Shri Jayant Purushottam Gokhale as an Independent Director effective from March 16, 2017.

- Appointment of Shri Rakesh Kacker as an Independent Director effective from March 23, 2017.
- Appointment of Shri K. S. Nagnyal as Nominee of LIC of India effective from April 29, 2017.
- Appointment of Shri Arun Kumar Verma as Nominee of Ministry of Power, Govt. of India effective from August 10, 2017.

DETAILS OF BOARD MEETINGS

The Board met eight (8) times during the financial year ended on March 31, 2017. The intervening gap between any two meetings was within the period prescribed by the Companies Act, 2013 and SEBI (Listing Obligations and Disclosure Requirements) Regulations, 2015 (hereinafter referred to as "Listing Regulations").

For further details in respect of Composition, number and attendance of each director in various Committees of Board as required in accordance with Secretarial Standard-1 on Board Meetings and Listing Regulations, please refer Corporate Governance Report of this Annual Report.

COMMITTEES OF THE BOARD

As on March 31, 2017 the Board had Committees i.e. the Audit Committee, the Nomination & Remuneration Committee, the Corporate Social Responsibility Committee, the Stakeholder's Relationship Committee. The full details are available in Corporate Governance Report.

DECLARATION BY INDEPENDENT DIRECTORS

The Company has received necessary declaration from each independent director under Section 149(7) of the Companies Act, 2013, that he/she meets the criteria of independence laid down in Section 149(6) of the Companies Act, 2013 and Regulation 25 of the Listing Regulation.

FAMILIARIZATION PROGRAM FOR INDEPENDENT DIRECTORS

The Familiarization Programme Module for Independent Directors is put up on the website of the Company at the link: http://ptcindia.com/statutory_information/FAMILIARISATION-PROGRAMME-MODULE.pdf

BOARD EVALUATION

The performance evaluation process and related tools are reviewed by the "Nomination & Remuneration Committee" on need basis, and the Committee may periodically seek independent external advice in relation to the process. The Committee may amend the Policy, if required, to ascertain its appropriateness as per the needs of the Company from time to time.

The Company has devised a Policy for performance evaluation of Independent Directors, Board, Committees and other individual directors which include criteria for performance evaluation of the non-executive and executive directors. The overall effectiveness of the Board is measured on the basis of the ratings obtained by each Director and accordingly the Board decides the Appointments, Re-appointments and Removal of the non-performing Directors of the Company. On the basis of Policy for Performance Evaluation of Independent Directors, a process of evaluation is being followed by the Board for its own performance and that of its Committees and individual Directors.

REMUNERATION POLICY

Your Company has in place a policy known as 'Nomination & Remuneration Policy' for selection and appointment of Directors, Senior Management and their remuneration. The Policy includes criteria for determining qualification, positive attributes & independence. The Company aspires to pay performance linked remuneration to its WTDs/CMD. It is ensured that the remuneration is determined in a way that there exists a fine balance between fixed and incentive pay. The Policy of the Company on Nomination and Remuneration & Board Diversity is also placed on the website of the Company i.e. www.ptcindia.com and is also annexed to this report at **Annexure 3**.

VIGIL MECHANISM/WHISTLE BLOWER POLICY

Your Company believes in the conduct of the affairs of its constituents in a fair and transparent manner by adopting highest standards of professionalism, honesty, integrity and ethical behavior. In compliance with requirements of Companies Act, 2013 & Listing Regulations, the Company has established a mechanism under its Whistle Blower Policy for employees to report to the management instances of unethical behavior, actual or suspected, fraud or violation of the Company's code of conduct or ethics policy. Whistleblowing is the confidential disclosure by an individual of any concern encountered in the workplace relating to a perceived wrongdoing. The policy has been framed to enforce controls so as to provide a system of detection, reporting, prevention and appropriate dealing of issues relating to fraud, unethical behavior etc. The policy provides for adequate safeguards against victimization of director(s) / employee(s) who avail of the mechanism and also provides for direct access to the Chairman of the Audit Committee in exceptional cases. During the year under review, no complaints were received by the Board or Audit Committee.

The whistle blower policy of the Company is available at the link http://www.ptcindia.com/statutory_information/ptc%20Group%20whistle%20blower%20policy.pdf

CORPORATE SOCIAL RESPONSIBILITY

As a responsible corporate citizen, PTC India Limited (PTC) is committed to ensure its contribution to the welfare of the communities in the society where it operates, through its various Corporate Social Responsibility ("CSR") initiatives.

The objective of PTC's CSR Policy is to consistently pursue the concept of integrated development of the society in an economically, socially and environmentally sustainable manner and at the same time recognize the interests of all its stakeholders.

To attain its CSR objectives in a professional and integrated manner, PTC shall undertake the CSR activities as specified under the Act.

The Corporate Social Responsibility Committee has approved a Corporate Social Responsibility Policy (CSR Policy) indicating therein the activities to be undertaken by the Company presently. This has also been duly approved by the Board.

The CSR Policy is available at the link: http://www.ptcindia.com/statutory_information/PTC%20Group%20Whistle%20Blower%20Policy.pdf

Further, the report on CSR Activities/ Initiatives is attached with this report at **Annexure 4**.

RISK MANAGEMENT POLICY

Your Company has developed and implemented a risk management framework that includes the identification of elements of risk which in the opinion of the Board may threaten the existence of the Company. A group Risk Management Policy has been approved. The main objective of this policy is to ensure sustainable business growth with stability and to promote a proactive approach in evaluating, resolving and reporting risks associated with the business. In order to achieve the key objective, the policy establishes a structured and disciplined approach to Risk Management, including the development of a Risk Matrix for each business. Tools like the Risk Matrix will guide decisions on risk related issues. Shri Rajiv Malhotra is Group Chief Risk Officer (CRO).

PARTICULARS OF LOANS, GUARANTEES OR INVESTMENT U/S 186

Loans, guarantees and investments covered under Section 186 of the Companies Act, 2013 form part of the notes to the financial statements provided in this Annual Report.

EXTRACT OF ANNUAL RETURN

Pursuant to section 92(3) of the Companies Act, 2013 ('the Act') and rule 12(1) of the Companies (Management and Administration) Rules, 2014,

extract of annual return is Annexed with this report at **Annexure 5**.

➤ STATUTORY AUDITORS

M/s K.G. Somani & Co., Chartered Accountants, were appointed as Statutory Auditors of your Company in the 17th Annual General Meeting of the Company for a period of five years till conclusion of 22nd Annual General Meeting of the Company subject to the annual ratification in every Annual General Meeting. In the ensuing 18th Annual General Meeting, the appointment of Statutory Auditors is to be ratified by the members and in this regard, the Company has also received a certificate from the said Statutory Auditors to the effect that their ratification, if made, would be within the prescribed limits under Section 141 of the Companies Act, 2013 and that they are not disqualified for appointment and act as Statutory Auditors.

The Statutory Auditors have audited the Accounts of the Company for the Financial year ended 31st March 2017 and the same is being placed before members at the ensuing Annual General Meeting for their approval.

The Auditors' Report for FY 2017 does not contain any qualification, reservation or adverse remark. The Auditors Report is enclosed with the financial statements in this Annual Report.

➤ INTERNAL AUDITORS

M/s. GSA Associates & Co., Chartered Accountants, New Delhi were appointed as Internal Auditors of the Company for the Financial Year 2016-17 and their reports for the year were submitted to the Audit Committee & Board.

➤ COST AUDITORS

Cost audit is not applicable to the Company.

➤ SECRETARIAL AUDITORS

As required under Section 204 of the Companies Act, 2013 and Rules made there under, the Board has appointed M/s. Agarwal S. Associates, Practicing Company Secretaries as secretarial auditor of the Company for the financial year 2016-17.

The Secretarial Auditors' Report for fiscal 2017 does not contain any qualification, reservation or adverse remark except that the composition of Board is not in line with SEBI regulations. The Secretarial Auditors Report is enclosed to the Board's Report at **Annexure 6**. The Company has initiated the process to comply with the provision of composition of Board and same shall be complied shortly.

HUMAN CAPITAL

Your company recognises that its people are key resource. Human resources plays a pivotal role in enabling smooth implementation of key strategic decisions through leadership and capability development, and industrial relations practices. Your Company aims at providing an environment where continuous learning takes place to meet the changing demands and priorities of the business including emerging businesses. Your company believes that retaining talent gives a competitive advantage in a fast evolving and challenging business environment.

Industrial relations

Your company has always maintained healthy, cordial, and harmonious industrial relations at all levels. Despite competition, the enthusiastic efforts of the employees have enabled the Company to grow at a steady pace.

Your Company continuously invests in attraction, retention and development of talent on an ongoing basis. Your Company's thrust is on the promotion of talent internally through job rotation and job enlargement.

CORPORATE GOVERNANCE

A separate report on corporate governance, along with a certificate from the Practicing Company Secretary in practice regarding the compliance of

conditions of corporate governance norms as stipulated under SEBI (LODR) Regulations, 2015, is annexed and forms part of the Annual Report.

MANAGEMENT DISCUSSION AND ANALYSIS REPORT

Management Discussion and Analysis on matters related to the business performance as stipulated in the SEBI (LODR) Regulations, 2015 is given as a separate section in the Annual Report.

BUSINESS RESPONSIBILITY REPORT

As stipulated under the SEBI (Listing Obligation & Disclosure Requirement) Regulations, 2015, the Business Responsibility Report, describing the initiatives taken by the Company from environmental, social and governance perspective forms a part of this Annual Report

Domestic Power Trading

Your Company has completed another significant year of its operations. The Financial year 2016-17 has seen a shift in focus towards addition of Renewable energy (i.e. Wind, Solar etc.) also the tariff towards the renewable energy has significantly dropped to new lows in recent bids due to large scale projects and flow of PE and foreign funds making inroads to Indian power sector. In this financial year the company has still maintained and sustained its leadership position in the industry despite several changes in the market dynamics. Volumes of the company have grown by maintaining the continuous interaction with customers, providing innovative solutions and managing the key power portfolio of some states. Your Company remains the front runner in the power trading market.

PTC has achieved the highest trading volume of 48320 MUs during 2016-17 against the previous year's figure of 42372 MUs with an annualized growth of 14% over the previous year. PTC achieved Short term trading volume of 7931 MUs (Previous year 10,034 Mus) during 2016-17 even after severe transmission constraints on various inter-regional links and shift of utilities to purchase from power exchanges due to prevailing low tariff in the exchanges. However, PTC managed to retain its top position with the overall trading volumes considering overall trading business.

PTC's volume on power exchanges during 2016-17 reached 17965 MUs against the previous year figure of 13044 MUs which has seen an increase of 38 % over the previous year.

PTC has sustained its presence in the portfolio management of power business for the Utilities segment as it maintained agreement with Jharkhand Bijli Vitran Nigam Limited, Bihar State Power Holding Company Limited, Haryana Power Purchase Centre, Government of Himachal Pradesh and New Delhi Municipal Council. The arrangements mandate PTC for sale / purchase of power for the respective utilities under bilateral, power exchanges and banking arrangements.

Long Term Agreements for Purchase of power

(A) Commissioned Projects

- i. Power Projects commissioned before FY 2016-17: The existing Long-Term arrangements where power supply commenced before FY2016-17: 2601 MW
- ii. Power Projects commissioned during FY 2016-17: The Long-term arrangements where power supply commenced during FY 2016-17: 650 MW
- iii. Power Projects expected to be commissioned in FY 2017-18: Pipeline of projects with long term arrangements which would be commencing power supply in FY 2017-18: 1430 MWs

(B) Power Purchase Agreements

PTC has in its portfolio long term Power Purchase Agreements (PPAs) with the generators for a cumulative capacity of about 11375 MW for further sale of power to Discoms which includes Cross-Border power trade.

The projects are based on domestic coal, imported coal, gas, hydro and other renewable energy resources.

(C) Agreements for Sale of Power

PTC has participated in the tender invited by SECI in FY 2016-17 for selection of power trader for sale of wind power under the Ministry of New Renewable Energy scheme for 1000 MW ISTS connected wind power projects, wherein PTC emerged as the successful bidder and LOI was placed on PTC. Subsequently, PTC has executed MoAs with seven Discoms for the entire quantum of 1049.9 MW.

PTC has participated with about 500 MW aggregate capacities in long term and medium terms bids invited by Bangladesh which are under evaluation and are likely to be finalized in the FY 2017-18. In addition, to this PTC had signed a Power Purchase Agreement for another 40 MW in May, 2016 through competitive bidding for medium term supply to Bangladesh and the power supply has commenced in October, 2016.

Cross Border Power Trade

Cross-border trade with Bhutan witnessed 5440 MUs for FY 2016-17. Also, Trade with Nepal witnessed 132.79 MUs.

In addition to the above, PTC continues to supply 250 MW power to Bangladesh Power Development Board (BPDB) from West Bengal State Electricity Distribution Company Limited. Accordingly, volume for this transaction for FY16-17 was 1902.84 MUs. In addition to this, PTC has commenced supply of 40 MW power in Oct, 2017 to BPDB on medium term basis through competitive bidding and has supplied 115.29 MUs in FY 2016-17. Accordingly, total volume for this transaction for F.Y was 2018 MUs as compared to 1908.51 MUs last year.

Cross-border transactions remain a vital part of our portfolio and we continue to see an increase in volumes in the next year also.

CONSERVATION OF ENERGY, TECHNOLOGY ABSORPTION AND FOREIGN EXCHANGE EARNINGS/OUTGO

The particulars relating to conservation of energy, technology absorption, is not applicable.

FOREIGN EXCHANGE EARNINGS AND OUTGO

During the year, the total foreign exchange used was ₹ 1.66 Crore (Exp.) and the total foreign exchange earned was ₹ 1085.61 Crore.

PARTICULARS OF EMPLOYEES

The information required pursuant to Section 197 read with Rule 5(1) & Rule 5(2) of the Companies (Appointment and Remuneration of Managerial Personnel) Rules, 2014 is attached to the Directors' Report at **Annexure 7 & Annexure 8** respectively.

SEXUAL HARASSMENT OF WOMEN AT WORKPLACE (PREVENTION, PROHIBITION & REDRESSAL), ACT 2013

Your Company has in place a Prevention of Sexual Harassment Policy in line with the requirements of the Sexual Harassment of Women at Workplace (Prevention, Prohibition & Redressal) Act, 2013. This policy may be accessed on the Company's website i.e. www.ptcindia.com.

Internal Complaints Committee has been set up to redress complaints received regarding sexual harassment. All employees (permanent, Contractual, temporary, trainees) are covered under this policy. The Company has not received any sexual harassment complaints during the year 2016-17.

OTHER DISCLOSURES

- i) **SIGNIFICANT AND MATERIAL ORDERS PASSED BY THE REGULATORS OR COURTS**

No significant or material orders were passed during the year under review by the Regulators or Courts or Tribunals which impact the going concern status and Company's operations in future.

ii) **TRANSFER OF AMOUNTS TO INVESTOR EDUCATION AND PROTECTION FUND (IEPF)**

Pursuant to the provisions of the Investor Education and Protection Fund Authority (Accounting, Audit, Transfer and Refund) Rules, 2016, the Company has already filed the necessary form and uploaded the details of unpaid and unclaimed amounts lying with the Company, as on the date of last AGM, with the Ministry of Corporate Affairs. During the period under review, the Company has transferred dividend of ₹ 11,37,047/- which were unclaimed for seven years or more and lied in 'unpaid/ unclaimed dividend A/c' for such period to IEPF account. Further, NIL equity shares, in respect of which said unclaimed dividend has been transferred to IEPF account, have also been transferred to the IEPF account.

iii) **FIXED DEPOSITS**

Your Company has not accepted any deposits from public in terms of provisions of Companies Act, 2013. Thus, no disclosure is required relating to deposits under Chapter V of Companies Act, 2013.

GENERAL

Your Directors state that no disclosure or reporting in respect of the following items is required as there were no transactions on these items during the year under review:

- Issue of equity shares with differential rights as to dividend, voting or otherwise.
- Issue of shares (including sweat equity shares) to employees of the Company under any scheme.
- Neither Managing Director nor the Whole time Directors of the Company receive any remuneration or commission from any of its subsidiaries.

CAUTIONARY STATEMENT

Statements in this "Director's Report" & "Management Discussion and Analysis" describing the Company's objectives, projections, estimates, expectations or predictions may be forward looking statements within the meaning of applicable securities laws and regulations. Actual results could differ materially from those expressed or implied. Important factors that could make difference to the Company's operations including raw material/ fuel availability and its prices, cyclical demand and pricing in the Company's principle markets, changes in the Government regulations, tax regimes, economic developments within India and the Countries in which the Company conducts business and other ancillary factors.

APPRECIATION AND ACKNOWLEDGEMENT

The directors take this opportunity to express their deep sense of gratitude to the Promoters, Shareholders, Central and State Governments and their departments, Regulators, Central Electricity Authority, banks and the local authorities for their continued guidance and support.

Your directors would also like to record its appreciation for the support and cooperation your Company has been receiving from its clients and everyone associated with the Company.

Your directors place on record their sincere appreciation to the employees at all levels for their hard work, dedication and commitment. The enthusiasm and unstinting efforts of the employees have enabled the Company to remain as industry leader.

And to you, our shareholders, we are deeply grateful for the confidence and faith that you have always reposed in us.

For and on behalf of the Board

Sd/-

(Deepak Amitabh)

(Chairman & Managing Director)

DIN: 01061535

Place: New Delhi.

Date: 10th August, 2017

FORM NO. AOC-1 (ANNUAL PERFORMANCE OF SUBSIDIARIES)

(Pursuant to first provision of sub-section (3) of section 129 of the Companies Act, 2013 read with Rule 5 of the Companies (Accounts) Rules, 2014)

Part "A": Subsidiaries

Name of the Subsidiary Company (Financial Period ended at March 31, 2017)	PTC India Financial Services Limited	PTC Energy Limited
1. Reporting period for the subsidiary concerned, if different from the holding company's reporting period	NA	NA
2. Reporting currency and Exchange rate as on the last date of the relevant Financial year in the case of foreign subsidiaries.	NA	NA
3. Share capital	642.28	654.12
4. Reserves & surplus	1742.43	(14.50)
5. Total assets	10724.87	2243.36
6. Total Liabilities	10724.87	2243.36
7. Investments (net of provision)	114.28	-
8. Turnover	1199.11	44.26
9. Profit before taxation	406.52	(3.24)
10. Provision for taxation	146.34	1.57
11. Profit after taxation	260.18	(4.81)
12. Proposed Dividend	96.34	-
13. % of shareholding	65%	100%

- Names of subsidiaries which are yet to commence operations- NIL
- Names of subsidiaries which have been liquidated or sold during the year.- NIL

Part "B": ASSOCIATES AND JOINT VENTURES

(Statement pursuant to Section 129(3) of the Companies Act, 2013 related to Associate Companies and Joint Ventures)

Name of Associates/Joint Ventures	Krishna Godavari Power Utilities Limited	RS India Wind Energy Limited	Varam Bio Energy Pvt. Limited	RS India Global Energy Limited
1. Latest audited Balance Sheet Date	Not Available	Not Available	Not Available	Not Available
2. Date on which the Associate or Joint Ventures was associated or acquired				
3. Shares of Associate/Joint Ventures held by the company on the year end No.	3,75,48,700	6,11,21,415	43,90,000	2,34,02,542
Amount of Investment in Associates/Joint Venture (₹ In Crore)	37.55	61.12	4.39	23.40
Extend of Holding %	49%	37%	26%	48%
4. Description of how there is significant influence	Note A	Note A	Note A	Note A
5. Reason why the associate/joint venture is not consolidated	Note B	Note B	Note B	Note B
6. Networth attributable to Shareholding as per latest audited Balance Sheet	Not Available	Not Available	Not Available	Not Available
7. Profit / Loss for the year				
i. Considered in Consolidation	Nil	Not Available	Not Available	Not Available
ii. Not Considered in Consolidation				

- Names of associates or joint ventures which are yet to commence operations. NIL
- Names of associates or joint ventures which have been liquidated or sold during the year-NIL

Note:- Company has made full provisions for the above associates.

Note A: These are associates due to holding more than 20% share capital.

Note B: The Audited Accounts were not made available by associates.

For and on behalf of the Board
PTC India Limited

Place : New Delhi
Date : 10th August, 2017

Sd/-
(Arun Kumar)
Director & CFO
DIN: 01853255

Sd/-
(Rajiv Maheshwari)
Company Secretary

Sd/-
(Deepak Amitabh)
Chairman & Managing Director
DIN: 01061535

FORM NO. AOC-2

(Pursuant to clause (h) of sub-section (3) of section 134 of the Companies Act, 2013 and Rule 8(2) of the Companies (Accounts) Rules, 2014)

1. Details of Contracts/ Arrangements / transactions not at arm's length as on 31.03.2017 - NIL

Sl. No.	Name(s) of the Related Party and Nature of Relationship	Nature of Contract	Duration of the Contract	Salient terms of contract	Justification for entering into such contract	Date of Approval by the Board	Amount paid as advance	Date on which the Special Resolution was passed
---------	---	--------------------	--------------------------	---------------------------	---	-------------------------------	------------------------	---

2. Details of material contracts or arrangement or transactions at arm's length basis as on 31.03.2017 - NIL

Sl. No.	Name(s) of the Related Party and Nature of Relationship	Nature of Contract	Duration of the Contract	Salient terms of Contract	Date of Approval by the Board	Amount paid as advance (in Crore)	Total Amount (in Crore)
---------	---	--------------------	--------------------------	---------------------------	-------------------------------	-----------------------------------	-------------------------

For and on behalf of the Board
PTC India Limited

Place : New Delhi
Date : 10th August, 2017

Sd/-
(Arun Kumar)
Director & CFO
DIN: 01853255

Sd/-
(Rajiv Maheshwari)
Company Secretary

Sd/-
(Deepak Amitabh)
Chairman & Managing Director
DIN: 01061535

“NOMINATION AND REMUNERATION & BOARD DIVERSITY POLICY”

Legal Framework

As per the requirements of Companies Act 2013, the Board of Directors of PTC India Limited (“Company”) has constituted a Nomination and Remuneration Committee. The Committee’s role is to be supported by a policy for nomination of Directors and Senior Management Personnel including Key Managerial Personnel as also for remuneration of Directors, Key Managerial Personnel (KMP), Senior Management Personnel and other Employees. Further, a policy on Board Diversity is also to be adopted.

Definitions

For the purpose of this Policy:

- ‘Act’ shall mean the Companies Act, 2013;
- ‘Board’ shall mean the Board of Directors of PTC India Limited (PTC);
- ‘Committee’ shall mean the Nomination and Remuneration committee of the Company, constituted and re constituted by the Board from time to time;
- ‘Company’ shall mean PTC India Limited (PTC);
- ‘Directors’ shall mean the directors of the Company;
- ‘Independent Director’ shall mean a director referred to in Section 149 (6) of the Companies Act, 2013 and under the Listing Agreement with the Stock Exchanges;
- ‘Other employees’ means, all the employees other than the Directors, KMPs and the Senior Management Personnel.’
- “Key Managerial Personnel” or KMP means key managerial personnel as defined under the Companies Act, 2013 & includes:-
 - i. Managing Director, or Chief Executive Officer or Manager and in their absence, a Whole-Time Director;
 - ii. Company Secretary; and
 - iii. Chief Financial Officer
 - iv. Such other officer as may be prescribed
- ‘Senior Management Personnel’ means personnel of the company who are members of its core management team excluding Board of Directors, and comprises of all members of management who are in the grade that is one level below the WTD
- ‘Nomination & Remuneration Committee’ means “Nomination & Remuneration Committee” constituted by the Board of Directors of the Company from time to time under the provisions of the Companies Act 2013 and the Listing Agreement with the Stock Exchanges.

OBJECTIVE & PURPOSE

The Nomination & Remuneration Committee and this Policy shall be in compliance with Section 178 of the Companies Act, 2013 read with applicable rules thereto and Clause 49 of the Listing Agreement. The objective and purpose of the Committee would be as follows:

- To guide and assist the Board in laying down criteria and terms and conditions with regard to identifying persons who are qualified to become Directors (Whole-time and Independent) and persons who may be appointed in Senior Management and Key Managerial positions and to determine their remuneration through a remuneration policy.
- The Company has adopted a remuneration policy which provides for Performance Related Pay (PRP), a reward linked directly to efforts, performance, dedication and achievement relating to the Company’s operations. Apart from the PRP, the annual increases in remuneration have a component of Merit Increase, which is also linked to performance of an individual. This policy provides the Committee with an overall framework for governance of the remuneration policy of the Company.
- To retain, motivate and promote talent and to ensure long term sustainability for retention of talented managerial persons and create competitive advantage for the Company.
- To guide and assist the Board in laying down ESOP Compensation policy in terms of SEBI Guidelines, as and when decided.
- To guide and assist the Board in clarifying any matter relating to remuneration.

CONSTITUTION

- The Board has determined the membership of the Nomination and Remuneration Committee (hereinafter “the Committee”). • The Committee shall elect its Chairman who will be an Independent Director.

1 Appointment criteria and qualifications:

- 1.1 The Committee shall identify and ascertain the criteria like integrity, expertise and experience and qualifications for appointment to the positions of Director, KMP and Senior Management. 1.2 A potential candidate being considered for appointment to a position should possess adequate qualification, expertise and experience for the position. The Committee shall review qualifications, expertise and experience commensurate to the requirement for the positions. The Committee will insist on the highest standards of ethical and moral qualities to be possessed by such persons as are considered eligible for the positions.

- 1.3 The Committee shall determine the suitability of appointment of a person to the Board of Directors of the Company by ascertaining whether the fit and proper criteria is met by the candidate in the opinion of the Committee.
- 1.4 The Committee may recommend appropriate induction & training programme for any or all of the appointees.
- 1.5 The Company shall normally not appoint or continue the employment of any person as Whole Time Director, KMP or Senior Management Personnel who has attained the superannuation age as per the policy of the Company.
- 1.6 The Committee shall make recommendations to the Board concerning any matters relating to the continuation in office of any director at any time including the suspension or termination of service of a director subject to the provisions of law and the respective service contract.
- 1.7 The Committee shall recommend any necessary changes in the Policy to the Board, from time to time.
- 1.8 The Company should ensure that the person so appointed as Director/ Independent Director, KMP, Senior Management Personnel shall not be disqualified under the Companies Act, 2013, rules made there under, Listing Agreement or any other enactment for the time being in force.
- 1.9 The Director/ Independent Director/Senior Management Personnel/KMP shall be appointed as per the procedure laid down under the provisions of the Companies Act, 2013, rules made there under, Listing Agreement or any other enactment for the time being in force.
- 1.10 The company shall familiarize the independent directors with the company, including their roles, rights, responsibilities in the company, nature of the industry in which the company operates, business model of the company, etc., through various programs.

2 Term / Tenure

- 2.1 CMD or Managing Director/Whole-time Director (WTD): The Company shall appoint or re-appoint any person as its CMD/ Managing Director or WTD for a term not exceeding five years at a time subject to the age of superannuation. No re-appointment shall be made earlier than one year before the expiry of term of the Director appointed.
- 2.2 Independent Director shall hold office in accordance with the Company's Policy and subject to the Act.
- 2.3 The Term/Tenure of the Senior Management Personnel/KMP shall be as per the Company's prevailing policy.

2. Removal

Due to reasons for any disqualification mentioned in the Companies Act, 2013 and rules made there under or under any other applicable Act, rules and regulations, the Committee may recommend to the Board with reasons to be recorded in writing, removal of a director, KMP or senior management personnel, subject to the provisions and compliance of the Act, rules and regulations.

3. Retirement / Superannuation

The director, senior management personnel or KMP shall retire / superannuate as per the applicable provisions of the Companies Act, 2013 along with the rules made there under and the prevailing policy of the Company. The Board will have the discretion to retain the director, senior management personnel or KMP in the same position / remuneration or otherwise even after attaining the retirement age, for the benefit of the Company.

4. Diversity on the Board of the Company

The Company aims to enhance the effectiveness of the Board by diversifying its composition and to obtain the benefit out of such diversity in better and improved decision making. In order to ensure that the Company's boardroom has appropriate balance of skills, experience and diversity of perspectives that are imperative for the execution of its business strategy, the Company shall consider a number of factors, including but not limited to skills, industry experience, background, race and gender.

The Policy shall conform to the following two principles for achieving diversity on the Board:

- Decisions pertaining to recruitment, promotion and remuneration of the directors will be based on their performance and competence; and
- For embracing diversity and being inclusive, best practices to ensure fairness and equality shall be adopted and there shall be zero tolerance for unlawful discrimination and harassment of any sort whatsoever.

In order to ensure a balanced composition of executive, non-executive and independent directors on the Board, the Company shall consider candidates from a wide variety of backgrounds, without discrimination, and based on the following factors:

- Gender - The Company shall not discriminate on the basis of gender in the matter of appointment of directors on the Board. The Company encourages the appointment of women at senior executive levels to achieve a balanced representation on the Board. As per the provisions of the Companies Act, 2013, the Company shall at all times have at least one woman director on the Board. Any vacancy of the woman director shall be filled within a period of six months.
- Ethnicity - The Company shall promote having a boardroom comprising of people from all ethnic backgrounds so that the directors may efficiently contribute their thorough knowledge, sources and understanding for the benefit of Company's business;
- Physical disability - The Company shall not discriminate on the basis of any immaterial physical disability of a candidate for appointment on the Company's Board, if he/she is able to efficiently discharge the assigned duties.
- Educational qualification - The Directors of the Company shall have a mix of finance, engineering, legal and management background, so that they collectively provide the Company with considerable experience in a range of activities including varied industries, education, policy and investment.

3 Remuneration

The level and composition of remuneration to be paid to the CMD/ Managing Director, Whole-Time Director(s), KMPs, Senior Management Personnel and other employees shall be reasonable and sufficient to attract, retain and motivate directors, KMPs, Senior Management and other employees of the company. The relationship of remuneration to performance should be clear and should encourage meeting of appropriate performance benchmarks. The remuneration should also involve a balance between fixed and incentive / performance related pay reflecting achievement of short and long-term performance objectives appropriate to the working of the company and meeting its goals.

i. CMD/ MD/ WTD

Besides the above Criteria, the Remuneration/ Compensation/ Commission / PRP / Bonus etc. to be paid to CMD/ MD/ WTD shall be governed as per provisions of the Companies Act, 2013 and rules made thereunder or any other enactment for the time being in force as also by Company policy.

ii. Non-Executive Directors/ Independent Directors

The Non-Executive / Independent Directors may receive sitting fees for attending meetings of Board or Committee thereof. Provided that the amount of fees shall be such as determined by the Board of Directors from time to time.

iii. Senior Management Personnel / KMPs

The Remuneration to be paid to Senior Management Personnel / KMPs shall be based on the remuneration policy of the Company and the experience, qualification and expertise of the related personnel and shall be decided by the CMD/ Managing Director (for KMPs other than those who are at the WTD / Board level) of the Company as per the internal process in consonance with the limits, if any, prescribed under the Companies Act, 2013 and rules made thereunder or any other enactment for the time being in force.

iv. Other Employees

The power to decide structure of remuneration for other employees has been designed in the Remuneration policy and implementation of the same is to be ensured by CMD/ MD of the Company or any other personnel that the CMD / Managing Director may deem fit to delegate.

DISCLOSURE OF THIS POLICY

This Nomination & Remuneration policy shall be disclosed in the Board's report as required under the Companies Act, 2013 and in the Listing Agreement.

REVIEW

The Committee may assess the adequacy of this Policy and make any necessary or desirable amendments from time to time to ensure it remains consistent with the Board's objectives, current laws and best practices.

REPORT ON CSR ACTIVITIES/INITIATIVES

[Pursuant to Section 135 of the Act & Rules made thereunder]

Corporate Social Responsibility

In compliance with Section 135 of the Companies Act, 2013 read with the Companies (Corporate Social Responsibility Policy) Rules 2014, the company has established Corporate Social Responsibility (CSR) Committee and thereby, the statutory disclosures with respect to CSR Committee and the Annual Report on CSR Activities, forms the part of this Report:

1. A brief outline of the Company's CSR policy:-

CSR Policy-

As a corporate citizen, your company, is committed to ensure the social upliftment of the communities in areas where it operates through its Corporate Social Responsibility (CSR) Initiatives. The company has formulated a CSR policy aiming to deliver internal and external positive socio-environmental impact while ensuring focused contribution towards CSR.

The Company's thrust areas for undertaking CSR activities are in line with the key sectors specified in Schedule VII of Section 135, of the Companies Act, 2013, and changes therein from time to time.

Web-Link to the CSR Policy - http://www.ptcindia.com/statutory_information/corporate-social-responsibility-policy.pdf

2. Composition of CSR Committee-

Your Company recognizes its responsibility towards the Society, Nation & Environment. To mark this goal, the company has constituted a Corporate Social Responsibility Committee for smooth conduction of various CSR Initiatives.

Members of the Committee are:

Mr. Dhirendra Swarup, Independent Director (Chairman of the Committee)

Mr. Deepak Amitabh, Chairman & Managing Director, PTC India Limited

Mr. Chinmoy Gangopadhyay, Nominee Director*

*Appointed w.e.f. 1st February 2017

3. Average net profit of the company during last three financial years : ₹ 330.50 Crs.

4. Prescribed CSR Expenditure from the FY 2016-17

(Two percent of the amount as in item 3 above) : 6.61 Crs.

Carried over amount from F Y 2015-16 : Nil

Total CSR Budget : 6.61 Crs.

5. Details of CSR funds spent during the financial year:

a. Total amount to be spent during the financial year : 6.61 Crs.

Amount spent during the financial year 2016-17 : 1.34 Crs.

b. Amount unspent, if any : 5.27 Crs.

(The Committee aimed that the CSR endeavored to be carried out meaningfully ensuring active compliance with the letter and spirit of the law and ethical standards, furthering social good in which professional management of CSR functions plays a vital role. The plans to be prepared should be in the best interest of the society on a sustainable basis).

c. Manner in which the amount spent during the financial year is detailed below:

(1)	(2)	(3)	(4)	(5)	(6)	(7)	(8)
S. No.	CSR project or activity identified	Sector under which the project is covered	Projects or program (1) Local area or other(2) Specify the state and district where projects or programs was undertaken	Amount outlay(budget) project or programwise	Amount spent on the projects or programs Sub-heads: (1).Direct expenditure on projects or programs (2)Overheads	Cumulative expenditure up to the reporting period	Amount spent: Direct or through implementing agency
1	Sanitation work	Preventive health care & Sanitation	Bhikaji Cama Place, New Delhi	2.5 Crs. (03 years Duration)	(1) 0.86 Crs. (2) 0.06 Crs.	1.12 Crs. 0.09 Crs	Through BVG India Limited & G4S Facility Services Limited

(1)	(2)	(3)	(4)	(5)	(6)	(7)	(8)
S. No.	CSR project or activity identified	Sector under which the project is covered	Projects or program (1) Local area or other(2) Specify the state and district where projects or programs was undertaken	Amount outlay(budget) project or programwise	Amount spent on the projects or programs Sub-heads: (1).Direct expenditure on projects or programs (2)Overheads	Cumulative expenditure up to the reporting period	Amount spent: Direct or through implementing agency
2	Promotion of Education, Gender Equality and Women's Empowerment	Skill Development & Women Empowerment	Gurgaon, Haryana	0.47 Crs. (01 year Duration)	0.42 Crs.	0.46 Crs.	Through Vidya Roshan Charitable Trust
4	Total				1.34 Crs.	1.67 Crs.	

6. Your company along with its two other Group Companies namely PTC India Financial Services and PTC Energy Limited has formed a Trust by the name of PTC FOUNDATION for jointly undertaking various CSR Activities. The two activities mentioned in the table above has been transferred to this Trust from the date of renewal of their respective agreements. Company made its efforts to spend the allotted CSR amount however more initiatives will be taken from this year onwards.

7. Responsibility Statement:

We hereby affirm that the implementation and monitoring of CSR Policy is in compliance with CSR objectives & policy of the Company.

Place: New Delhi
Date: 10th August, 2017

Sd/-
(Chairman & Managing Director)

Sd/-
(Chairman of CSR committee)

FORM NO. MGT 9 EXTRACT OF ANNUAL RETURN

As on financial year ended on March 31, 2017

Pursuant to Section 92(3) of the Companies Act, 2013 and Rule 12(1) of the Companies (Management & Administration) Rules, 2014

I. Registration and Other details:

1.	CIN	L4015DL1999PLC099328
2.	Registration Date	16/04/1999
3.	Name of the Company	PTC India Ltd.
4.	Category/Sub-category of the Company	Public Company (Limited By shares)
5.	Address of the Registered office & contact details	2 nd Floor, NBCC Tower, 15 Bhikaji Cama Place, New Delhi- 110066
6.	Whether listed company	Yes
7.	Name, Address & contact details of the Registrar & Transfer Agent, if any.	MCS Share Transfer Agent Ltd., F-65, Okhla Industrial Area, Phase - I, New Delhi- 110020

II. Principal Business Activities of the Company:

(All the business activities contributing 10 % or more of the total turnover of the Company shall be stated)

S. No.	Name and Description of main products / services	NIC Code of the Product/ service	% to total turnover of the company
1	Trading of Electricity	Not Available	

III. Particulars of Holding, Subsidiary and Associate Companies

S. No.	Name and Address of the Company	CIN/GLN	Holding /Subsidiary/ Associate Company	% of Shares held	Applicable section
1	PTC India Financial Services Ltd., 7 th Floor, MTNL Building, 8, Bhikaji Cama Place, New Delhi- 110066	L65999DL2006PLC153373	Subsidiary	65	2(87)
2	PTC Energy Ltd., 2 nd Floor, NBCC Tower, 15, Bhikaji Cama Place, New Delhi- 110066	U40106DL2008PLC181648	Subsidiary	100	2(87)
3	Krishna Godavari Power Utilities Ltd.	U40109TG1995PLC020948	Associate	49	2(6)
4.	RS India Wind Energy Pvt. Ltd.* GL Business Center, Old Gurgaon Road, Dundaheera, Gurgaon, Haryana	U40101HR2006PTC049781	Associate	37	2(6)
5.	Varam Bio Energy Pvt. Ltd.*	U40108TG2002PTC038381	Associate	26	2(6)
6	RS India Global Energy Ltd.** GL Business Center, Old Gurgaon Road, Dundaheera, Gurgaon, Haryana.	U40300HR2008PLC049683	Associate	48	2(6)

*Associates of PTC India Financial Services Ltd. (Subsidiary)

** Associates of PTC Energy Ltd. (Subsidiary)

IV. Shareholding Pattern (Equity Share Capital Breakup as percentage of Total Equity)**a. Category-wise Share Holding**

Category of Shareholders	No. of Shares held at the beginning of the year [As on 01 st April 2016]				No. of Shares held at the end of the year [As on 31 st March 2017]				% Change during the year
	Demat	Physical	Total	% of Total Shares	Demat	Physical	Total	% of Total Shares	
(A) Promoters									
(I) Indian									
a) Individual/ HUF	0	0	0	0.00	0	0	0	0.00	0.00
b) Central Govt	0	0	0	0.00	0	0	0	0.00	0.00
c) State Govt(s)	0	0	0	0.00	0	0	0	0.00	0.00
d) Bodies Corp.	48000000	0	48000000	16.22	48000000	0	48000000	16.22	0.00
e) Banks / FI	0	0	0	0.00	0	0	0	0.00	0.00
f) Any other (Specify)	0	0	0	0.00	0	0	0	0.00	0.00
Sub- Total (A)(1)	48000000	0	48000000	16.22	48000000	0	48000000	16.22	0.00

Category of Shareholders	No. of Shares held at the beginning of the year [As on 01 st April 2016]				No. of Shares held at the end of the year [As on 31 st March 2017]				% Change during the year
	Demat	Physical	Total	% of Total Shares	Demat	Physical	Total	% of Total Shares	
(2) Foreign									
a) Individuals (Non-Resident Individuals/ Foreign Individuals)	0	0	0	0.00	0	0	0	0.00	0.00
b) Bodies Corporate	0	0	0	0.00	0	0	0	0.00	0.00
c) Institutions	0	0	0	0.00	0	0	0	0.00	0.00
d) Qualified Foreign Investor	0	0	0	0.00	0	0	0	0.00	0.00
e) Any Other (specify)	0	0	0	0.00	0	0	0	0.00	0.00
Sub- Total (A)(2)	0	0	0	0.00	0	0	0	0.00	0.00
Total Shareholding of Promoters (A)=(A)(1)+(A)(2)	48000000	0	48000000	16.22	48000000	0	48000000	16.22	0.00
(B) Public Shareholding									
(1) Institutions									
a) Mutual Funds	39655571	0	39655571	13.40	34082367	0	34082367	11.51	-1.88
b) Banks / FIs	5327679	0	5327679	1.80	5081296	0	5081296	1.72	-0.08
c) Central Govt	0	0	0	0.00	0	0	0	0.00	0.00
d) State Govt(s)	0	0	0	0.00	0	0	0	0.00	0.00
e) Venture Capital Funds	0	0	0	0.00	0	0	0	0.00	0.00
f) Insurance Companies	42242952	0	42242952	14.27	38325009	0	38325009	12.95	-1.32
g) Foreign Portfolio Investors	82656878	0	82656878	27.92	98134137	0	98134137	33.15	5.23
h) Foreign Venture Capital Investors	0	0	0	0.00	0	0	0	0.00	0.00
i) Qualified Foreign Investors	0	0	0	0.00	0	0	0	0.00	0.00
i) Any Others (specify)	0	0	0	0.00					
Sub-total (B)(1)	169883080	0	169883080	57.39	175622809	0	175622809	59.33	1.94
(2) Central Govt/State Govt/POI	0	0	0	0.00	0	0	0	0.00	0.00
Sub-Total (B)(2)	0	0	0	0.00	0	0	0	0.00	0.00
(3) Non-Institutions									
a) Bodies Corp.	18624255	10000000	28624255	9.67	13226659	10000000	23226659	7.85	-1.82
i) Indian									
ii) Overseas									
b) Individuals									
i) Individual shareholders holding nominal share capital upto ₹ 2 lakh	40163228	19510	40182738	13.57	38556304	28495	38584799	13.04	-0.54
ii) Individual shareholders holding nominal share capital in excess of ₹ 2 lakh	7061382	0	7061382	2.39	8292561	0	8292561	2.80	0.42
c) Qualified Foreign Investors	0	0	0	0.00	0	0	0	0.00	0.00
d) NBFCs Registered with RBI	0	0	0	0.00	15250	0	15250	0.01	0.01
e) Any others (Specify)	0	0	0	0.00	0	0	0	0.00	0.00
i. Trust & Foundation	58400	0	58400	0.02	56452	0	56452	0.02	0.00
ii. Cooperative Societies	0	0	0	0.00	0	0	0	0.00	0.00
iii. Educational Institutions	0	0	0	0.00	0	0	0	0.00	0.00
iv. Non Resident Indians	2198466	0	2198466	0.74	2209791	0	2209791	0.75	0.00
v. Overseas Corporate Bodies	0	0	0	0.00	0	0	0	0.00	0.00
Foreign Companies	0	0	0	0.00	0	0	0	0.00	0.00
Sub-total (B)(3)	68105731	10019510	78125241	26.39	62357017	10028495	72385512	24.45	-1.94
Total Public Shareholding (B)=(B)(1)+ (B)(2)+ (B)(3)	237988811	10019510	248008321	83.78	237979826	10028495	248008321	83.78	0.00
TOTAL (A)+(B)	285988811	10019510	296008321	100.00	285979826	10028495	296008321	100.00	0.00

Category of Shareholders	No. of Shares held at the beginning of the year [As on 01 st April 2016]				No. of Shares held at the end of the year [As on 31 st March 2017]				% Change during the year
	Demat	Physical	Total	% of Total Shares	Demat	Physical	Total	% of Total Shares	
(C) Shares held by Custodian for GDRs & ADRs	0	0	0	0.00	0	0	0	0.00	0.00
Grand Total (A)+(B)+(C)	285988811	10019510	296008321	100.00	285979826	10028495	296008321	100.00	0.00

(b) Shareholding of Promoter & Promoter Group:

S. No.	Shareholder's Name	Shareholding at the beginning of the year (1 st April 2016)			Shareholding at the end of the year (31 st March 2017)			% change in shareholding during the year*
		No. of Shares	% of total Shares of the company	% of Shares Pledged / encumbered to total shares	No. of Shares	% of total Shares of the company	% of Shares Pledged / encumbered to total shares	
1	NTPC Ltd.	1.2 Cr.	4.05	NIL	1.2 Cr.	4.05	NIL	NIL
2	Power Finance Corporation Ltd.	1.2 Cr.	4.05	NIL	1.2 Cr.	4.05	NIL	NIL
3	Power Grid Corporation of India Limited	1.2 Cr.	4.05	NIL	1.2 Cr.	4.05	NIL	NIL
4	NHPC Limited	1.2 Cr.	4.05	NIL	1.2 Cr.	4.05	NIL	NIL
	Total	4.8 Cr.	16.22	NIL	4.8 Cr.	16.22	NIL	NIL

(c) Change in Promoters shareholding (please specify, if there is no change)- No change

S. No.	Name of Promoters & person belongs to Promoter Group	Shareholding at the beginning of the year		Cumulative Shareholding during the year	
		No. of shares	% of total shares of the company	No. of shares	% of total shares of the company
	At the beginning of the year NTPC Limited Power Finance Corporation Ltd. Powergrid Corporation of India Limited NHPC Limited	1.2 Cr. 1.2 Cr. 1.2 Cr. 1.2 Cr.	4.05 4.05 4.05 4.05	4.8 Cr.	16.22%
	Date Wise increase/decrease in promoter's shareholding during the year specifying the reason for increase/decrease (e.g. Allotment/transfer/bonus/ sweat equity etc.)				
	At the end of the year (same)				

Note: -

(d) Shareholding Pattern of top ten Shareholders:

S. No.	Name	Shareholding No. of shares at the beginning (1 st April 2016) / end of the year (31 st March 2017)	% of total shares of the Company	Date of Change in Shareholding	Increase/ Decrease in Shareholding	Reason	Cumulative shareholding during the year (1 st April 2016 to 31 st March 2017)	% of total Shares of the Company
1.	LIFE INSURANCE CORPORATION OF INDIA	29985692 / 29985692	10.13 / 10.13		NIL	NIL	29985692	NIL
2.	GOVERNMENT PENSION FUND GLOBAL	11322892 / 11322892	3.83 / 3.83		NIL	NIL	11322892	NIL
3.	RELIANCE CAPITAL TRUSTEE CO. LTD. A/C RELIANCE DIVERSIFIED POWER SECTOR FUND	11496148 / 11196148	3.88 / 3.78		-300000	Sale	11496148	3.78
4	ACTIVE EMERGING MARKETS EQUITY FUND	0 / 7469172	0 / 2.52		7469172	Purchase	7469172	2.52
5	DAMODAR VALLY CORPORATION LTD	6000000 / 6000000	2.02 / 2.02		NIL	NIL	6000000	NIL
6.	HSBC GLOBAL INVESTMENT FUNDS - ASIA EX JAPAN EQUITY SMALLER COMPANIES	0 / 5771106	0 / 1.95		5771106	Purchase	5771106	1.95
7	CAISSE DE DEPOT ET PLACEMENT DU QUEBEC- QUANTUM ADVISORS PVT LTD	4869917 / 4869917	1.65 / 1.65		NIL	NIL	4869917	NIL

S. No.	Name	Shareholding No. of shares at the beginning (1 st April 2016) / end of the year (31 st March 2017)	% of total shares of the Company	Date of Change in Shareholding	Increase/ Decrease in Shareholding	Reason	Cumulative shareholding during the year (1 st April 2016 to 31 st March 2017)	% of total Shares of the Company
8	COLONIAL FIRST STATE INVESTMENTS LIMITED AS RESPONSIBLE ENTITY FOR THE COMMONWEALTH SPECIALIST FUND-4	4381451 / 4381451	1.48 / 1.48		NIL	NIL	4381451	NIL
9	DIMENSIONAL EMERGING MARKETS VALUE FUND	4517334 / 4360390	1.53 / 1.47		75126 -80451 -42349 -82949 -26321	Purchase Sale Sale Sale Sale	4592460	1.55
10	BIRLA SUN LIFE TRUSTEE COMPANY PRIVATE LIMITED AC BIRLA SUN LIFE BALANCED-95 FUND	2950000 / 4152000	1.00 / 1.40		90000 1000000 112000	Purchase Purchase Purchase	4152000	

(Other than Directors, Promoters and Holders of GDRs and ADRs):

Sl. No.	Name & Category	Shareholding					Cumulative shareholding during the year (1 st April 2016 to 31 st March 2017)	
		No. of shares at the beginning (1 st April 2016)/end of the year (31 st March 2017)	% of total shares of the company	Date	Increase/ decrease in shareholding	Reason	No. of shares	% of total Shares of the company
1.	NTPC LIMITED	12000000 / 12000000	4.05 / 4.05		NIL	NIL	12000000	4.05
2.	POWER FINANCE CORPORATION LTD	12000000 / 12000000	4.05 / 4.05		NIL	NIL	12000000	4.05
3.	POWER GRID CORPORATION OF INDIA LIMITED	12000000 / 12000000	4.05 / 4.05		NIL	NIL	12000000	4.05
4.	NATIONAL HYDROELECTRIC POWER CORPORATION LIMITED	12000000 / 12000000	4.05 / 4.05		NIL	NIL	12000000	4.05

(e) Shareholding of Directors and Key Managerial Personnel:

S. No.	Name	Shareholding		Date	Increase/ decrease in shareholding	Reason	Cumulative shareholding during the year (1 st April 2016 to 31 st March 2017)	
		No. of shares at the beginning (1 st April 2016)/end of the year (31 st March 2017)	% of total shares of the company				No. of shares	% of total Shares of the company
1.	Shri Deepak Amitabh, CMD	79557	0.03		-	-	79557	0.03
2.	Shri Arun Kumar, D(F)	70061	0.02		-	-	70061	0.02
3.	Shri Rajib Kumar Mishra, D (M&BD))	1800	8.00		-	-	1800	

(f) INDEBTEDNESS - Indebtedness of the Company including interest outstanding/accrued but not due for payment(₹ In Crore) NIL

	Secured Loans excluding deposits	Unsecured Loans	Deposits	Total Indebtedness
Indebtedness at the beginning of the financial year				
i) Principal Amount	NIL			
ii) Interest due but not paid				
iii) Interest accrued but not due				
Total (i+ii+iii)				
Change in Indebtedness during the financial year				
* Addition				
* Reduction				
Net Change				
Indebtedness at the end of the financial year				
i) Principal Amount				
ii) Interest due but not paid				
iii) Interest accrued but not due				
Total (i+ii+iii)				

XI. Remuneration of Directors and Key Managerial Personnel:

(A) Remuneration to Managing Director, Whole-time Directors and/or Manager:

Sl. No.	Particulars of Remuneration	Name of the MD/WTD/Manager				Total
1	Gross salary	CMD	Dr. Rajib Kumar Mishra	Ajit Kumar	Arun Kumar	
	(a) Salary as per provisions contained in section 17(1) of the Income Tax, 1961.	1.12	0.88	0.85	0.89	3.74
	(b) Value of perquisites u/s 17(2) of the Income tax Act, 1961	0.03	0.05	0.05	0.04	0.17
	(c) Profits in lieu of salary under section 17(3) of the Income Tax Act, 1961	0.00	0.00	0.00	0.00	0.00
2	Stock option	0.00	0.00	0.00	0.00	0.00
3	Sweat Equity	0.00	0.00	0.00	0.00	0.00
4	Commission	0.00	0.00	0.00	0.00	0.00
	as % of profit	0.00%	0.00%	0.00%	0.00%	0.00%
	others (specify)	0.00	0.00	0.00	0.00	0.00
5	Others, please specify	0.05	0.04	0.04	0.04	0.17
	Total (A)	1.20	0.97	0.94	0.97	4.08
	Ceiling as per the Act					

(B) Remuneration to other Directors

S. No.	Particulars of Remuneration	Name of Directors							Total amount (₹ in Crore).
1	Independent Directors	Dipak Chatterjee	Dhirendra Swarup	Anil Razdan	H.L. Bajaj	Ved Jain*	-	-	
	Fee for attending board / committee meetings	0.10	0.13	0.11	0.06	0.09	-	-	0.50
	Commission	0.00	0.00	0.00	0.00	0.00	-	-	0.00
	Others, please specify	0.00	0.00	0.00	0.00	0.00	-	-	0.00
	Total (1)	0.10	0.13	0.11	0.06	0.09	-	-	0.50
2	Other Non-Executive Directors	K. Biswal#	R. P. Singh#	**Jayant Kumar#	M.K. Mittal#	^ A.K. Agarwal#	C. Gangopadhyay#	@Hemant Bhargava#	
	Fee for attending board committee meetings	0.06	0.01	0.03	0.00	0.01	0.01	-	0.12
	Commission	0.00	0.00	0.00	0.00	0.00	0.00	0.02	0.02
	Others, please specify	0.00	0.00	0.00	0.00	0.00	0.00	0.00	0.00
	Total (2)	0.06	0.01	0.03	0.00	0.01	0.01	0.02	0.14
	Total (B) = (1+2)	0.64							
	Total Managerial Remuneration	4.72							
	Overall Ceiling as per the Act								

*upto 6th December, 2016

** upto 28th February, 2017

^ upto 31st December, 2016

@ upto 19th October, 2016

Nominee Directors & sitting fees paid to there respective nominating Companies.

(C) REMUNERATION TO KEY MANAGERIAL PERSONNEL OTHER THAN MD/MANAGER/WTD

S. No.	Particulars of Remuneration	Key Managerial Personnel	
		Company Secretary	Total
1.	Gross salary		
	(a) Salary as per provisions contained in section 17(1) of the Income-tax Act, 1961	0.43	0.43
	(b) Value of perquisites u/s 17(2) Income-tax Act, 1961	0.03	0.03
	(c) Profits in lieu of salary under section 17(3) Income-tax Act, 1961	0.00	0.00
2.	Stock Option - NIL	0.00	0.00
3.	Sweat Equity- NIL	0.00	0.00
4.	Commission- NIL	0.00	0.00
	- as % of profit	0.00	0.00
5.	Others, please specify	0.02	0.02
	Variable Pay/ incentive		
	Total	0.48	0.48

XII. Penalties / Punishment / Compounding of Offences: NIL

Type	Section of the Companies Act	Brief Description	Details of Penalty / Punishment/ Compounding fees imposed	Authority [RD / NCLT/ COURT]	Appeal made, if any (give Details)
A. COMPANY					
Penalty	Nil	Nil	Nil	Nil	Nil
Punishment	Nil	Nil	Nil	Nil	Nil
Compounding	Nil	Nil	Nil	Nil	Nil
B. DIRECTORS					
Penalty	Nil	Nil	Nil	Nil	Nil
Punishment	Nil	Nil	Nil	Nil	Nil
Compounding	Nil	Nil	Nil	Nil	Nil
C. OTHER OFFICERS IN DEFAULT					
Penalty	Nil	Nil	Nil	Nil	Nil
Punishment	Nil	Nil	Nil	Nil	Nil
Compounding	Nil	Nil	Nil	Nil	Nil

For and on behalf of the Board

Place: New Delhi
Date: 10th August, 2017

Sd/-
Chairman & Managing Director
DIN: 01061535

SECRETARIAL AUDIT REPORT FOR THE FINANCIAL YEAR ENDED 31ST MARCH, 2017

{Pursuant to Section 204(1) of the Companies Act, 2013 and Rule 9 of the Companies
(Appointment and Remuneration of Managerial Personnel) Rules, 2014}

To
The Members,
PTC INDIA LIMITED

We have conducted the Secretarial Audit of the compliance of applicable statutory provisions and the adherence to good corporate practices by PTC INDIA LIMITED (hereinafter called PTC/the Company). Secretarial Audit was conducted in a manner that provided us a reasonable basis for evaluating the corporate conducts/statutory compliances and expressing our opinion thereon.

Based on our verification of the PTC's books, papers, minute books, forms and returns filed and other records maintained by the company and also the information provided by the Company, its officers, agents and authorized representatives during the conduct of secretarial audit, we hereby report that in our opinion, the Company has, during the audit period covering the financial period ended on 31st March, 2017 complied with the statutory provisions listed hereunder and also that the Company has proper Board- processes and Compliance-mechanism in place to the extent, in the manner and subject to the reporting made hereinafter:

We have examined the books, papers, minute books, forms and returns filed and other records maintained by PTC ("the Company") for the financial year ended on 31st March, 2017 according to the provisions of:

- (i) The Companies Act, 2013 (the Act) and the rules made thereunder;
- (ii) The Securities Contracts (Regulation) Act, 1956 ('SCRA') and the rules made thereunder;
- (iii) The Depositories Act, 1996 and the Regulations and Bye-laws framed thereunder;
- (iv) Foreign Exchange Management Act, 1999 and the rules and regulations made thereunder to the extent of Foreign Direct Investment, Overseas Direct Investment and External Commercial Borrowings;
- (v) The following Regulations and Guidelines prescribed under the Securities and Exchange Board of India Act, 1992 ('SEBI Act'):-
 - (a) The Securities and Exchange Board of India (Substantial Acquisition of Shares and Takeovers) Regulation, 2011;
 - (b) The Securities and Exchange Board of India (Prohibition of Insider Trading) Regulations, 2015;
 - (c) The Securities and Exchange Board of India (Issue of Capital and Disclosure Requirements) Regulations, 2009;
 - (d) The Securities and Exchange Board of India (Employee Stock Option Scheme and Employee Stock Purchase Scheme) Guidelines, 1999;
 - (e) The Securities and Exchange Board of India (Issue and Listing of Debt Securities) Regulations, 2008;
 - (f) The Securities and Exchange Board of India (Registrars to an Issue and Share Transfer Agents) Regulations, 1993 regarding the Companies Act and dealing with client;
 - (g) The Securities and Exchange Board of India (Delisting of Equity Shares) Regulations, 2009; and
 - (h) The Securities and Exchange Board of India (Buyback of Securities) Regulations, 1998;
- (vi) Compliances/ processes/ systems under other applicable Laws to the Company are being verified on the basis of annual certificate submitted to the Board of Directors of the Company.

We have also examined compliance with the applicable clauses of the following:

- (a) Secretarial Standards issued by the Institute of Company Secretaries of India. *Generally complied with.*
- (b) The Listing Agreement with National Stock Exchange of India Limited and BSE Limited and Securities and Exchange Board of India (Listing Obligations and Disclosure Requirements) Regulations, 2015.

During the period under review, the Company has complied with the provisions of the Acts, Rules, Regulations, Guidelines, Standards, etc. mentioned above subject to the following observations:

1. *Compliance of Regulation 17 (1) (b) of Securities Exchange Board of India (Listing Obligation and Disclosure Requirements) Regulations, 2015 w.r.t. appointment of requisite no. of Independent Directors on the Board of the Company.*

We further report that the Board of Directors of the Company is not duly constituted in terms of Regulation 17 (1) (b) of the Securities Exchange Board of India (Listing Obligations & Disclosure Requirements) Regulations, 2015 i.e. since Chairman of the Company is executive, atleast half of the Board of Directors should comprise of Independent Directors. However, the Company was compliant in terms of provisions under Section 149 (4) of the Companies Act, 2013 as out of 15 Board of Directors there were 6 Independent Directors on the Board of Company. The changes in the composition of the Board of Directors that took place during the period under review were carried out in compliance with the provisions of the Act.

Generally, adequate notice is given to all directors to schedule the Board Meetings, agenda and detailed notes on agenda were sent at least seven days in advance, and a system exists for seeking and obtaining further information and clarifications on the agenda items before the meeting and for meaningful participation at the meeting.

Majority decision is carried through while the dissenting members' views are captured and recorded as part of the minutes, if any.

We further report that there are adequate systems and processes in the Company commensurate with the size and operations of the company to monitor and ensure compliance with applicable laws, rules, regulations and guidelines.

We further report that during the audit period, there were no specific events/actions having a major bearing on the Company's affairs in pursuance of the above referred laws.

For Agarwal S. & Associates,
Company Secretaries,

CS Sachin Agarwal
Partner
FCS No. : 5774
C.P No. : 5910

Place: New Delhi
Date: July 28, 2017

This report is to be read with our letter of even date which is annexed as "Annexure A" and forms an integral part of this report.

"Annexure A"

To,
The Members,
PTC India Limited

Our report of even date is to be read along with this letter.

1. Maintenance of secretarial records is the responsibility of the management of the Company. Our Responsibility is to express an opinion on these secretarial records based on our audit.
2. We have followed the audit practices and processes as were appropriate to obtain reasonable assurance about the correctness of the contents of the secretarial records. The verification was done on test basis to ensure that correct facts are reflected in secretarial records. We believe that the processes and practices, we followed provide a reasonable basis for our opinion.
3. We have not verified the correctness and appropriateness of financial records and Books of Accounts of the Company.
4. Where ever required, we have obtained the Management representation about the compliance of laws, rules and regulation and happening of events etc.
5. The Compliance of the provisions of corporate and other applicable laws, rules, regulations, standards are the responsibility of management. Our examination was limited to the verification of procedures on test basis.
6. The Secretarial Audit Report is neither an assurance as to future viability of the Company nor of the efficacy or effectiveness with which the management has conducted the affairs of the Company.

For Agarwal S. & Associates,
Company Secretaries,

Sd/-
CS Sachin Agarwal
Partner
FCS No. : 5774
C.P No. : 5910

Place: New Delhi
Date: July 28, 2017

Statement of Disclosure of Remuneration under Section 197 of the Companies Act 2013 and Rule 5(1) of the Companies (Appointment and Remuneration of Managerial Personnel) Rules, 2014

- (i) the ratio of the remuneration of each director to the median remuneration of the employees of the company for the financial year 2016-17 & the percentage increase in remuneration of each director, Chief Financial Officer, Chief Executive Officer, Company Secretary or Manager, if any, in the financial year;

S No.	Name of Director / KMP and Designation	Remuneration of Director/ KMP for F.Y. 2016-17 (₹ in Crore)	Remuneration of Director/ KMP for F.Y. 2015-16 (₹ in crore)	% increase in Remuneration in the F.Y. 2016-17	Median Remuneration (F.Y. 2016-17)	Ratio of remuneration of each Director/ to median remuneration of employees	Median Remuneration (F.Y.2015-16)	Increase in median	% with PAT (F.Y. 2016-17)
1	Deepak Amitabh Chairman and Managing Director)	1.20	1.04	15.38%	0.15	8.00	0.13	15%	0.41%
2	Dr. Rajib Kumar Mishra Director	0.97	0.80	21.25%	0.15	6.47	0.13	15%	0.33%
3	Arun Kumar (Director & Chief Financial Officer)	0.97	0.73*	32.88%	0.15	6.47	0.10	46%	0.33%
4	Arun Kumar (Executive Director & Chief Financial Officer)	0	0.13**	NA	NA	NA	0.03	NA	0.00%
5	Ajit Kumar Director	0.94	0.70	34.29%	0.15	6.27	0.13	16%	0.32%
6	Rajiv Maheshwari Company Secretary)	0.48	0.41	17.07%	0.15	3.20	0.13	15%	0.17%

* w.e.f. 16 June 2015

** upto 15 June 2015

(ii)	The percentage increase in the median remuneration of employees in the financial year;	The median remuneration of Employees including Whole time Director(s) was ₹ 0.15 & ₹ 0.13 in FY 2017 & FY 2016 respectively. The increase in median remuneration of employees (including WTDs) in FY 2017 as compared to FY 2016 is 15%.
(iii)	The number of permanent employees on the rolls of company;	The number of permanent employees on the rolls of the company as of 31 st March 2017 & 31 st March 2016 were 102 & 102 respectively.
(iv)	The explanation on the relationship between average increase in remuneration and company performance;	The level and composition of remuneration is reasonable and sufficient to attract, retain and motivate the Directors and employees of the Company and encourage behavior that is aligned to sustainable value creation. In line with the Policy of the Company, annual increments were awarded in two parts: Base increment or cost of living adjustment (representing protection against inflation) Merit increase (on the basis of individual performance). Average increase in employee remuneration for FY 2016-17 was 13%
(v)	Comparison of the remuneration of the Key Managerial Personnel against the performance of the company;	For the FY 2016-17, KMPs were paid approx. 1.57% of PAT for the year. Remuneration of all KMPs is considered on pro rata basis.
(vi)	variations in the market capitalisation of the company, price earnings ratio as at the closing date of the current financial year and previous financial year and percentage increase over decrease in the market quotations of the shares of the company in comparison to the rate at which the company came out with the last public offer in case of listed companies, and in case of unlisted companies, the variations in the net worth of the company as at the close of the current financial year and previous financial year;	The Market capitalization of the Company has increased from ₹ 1,894.45 Crore as of March 31, 2016 to ₹ 2,764.72 Crore as of March 31, 2017. Over the same period, the price to earnings ratio moved from 8.08 to 9.50. The Company's stock price as at March 31, 2017 has increased by 484% to ₹ 93.40 since the last public offering, i.e. IPO in April, 2004 at the price of ₹ 16 per share.
(vii)	average percentile increase already made in the salaries of employees other than the managerial personnel in the last financial year and its comparison with the percentile increase in the managerial remuneration and justification thereof and point out if there are any exceptional circumstances for increase in the managerial remuneration;	The average percentile increase made in the salaries of employees other than the managerial personnel in the last financial year was 12% and the percentile increase in the managerial remuneration was 20.63% during the same period.
(viii)	Comparison of the each remuneration of the Key Managerial Personnel against the performance of the company;	Refer 30 (i)
(ix)	The key parameters for any variable component of remuneration availed by the directors;	The factors considered for determining the Performance Related Pay are: Value added to Company (Operating Profit and Net Profit); Value added to shareholders (Net worth); Commercial performance Business growth.
(x)	The ratio of the remuneration of the highest paid director to that of the employees who are not directors but receive remuneration in excess of the highest paid director during the year; and	N.A.
(xi)	Affirmation that the remuneration is as per the remuneration policy of the company.	Yes.

PARTICULARS OF THE TOP 10 EMPLOYEES (SECTION 197)

S. No.	Name & Designation	Nature of Employment	Remuneration Received (amount in rupees Crore)	Qualifications and Experience	Date of Commencement of Employment in PTC	Age (DOB)	Last Employment	Number of Equity Shares held in the Co.	If relative of any Director or Manager, name of such Director or Manager;
1	Deepak Amitabh, CMD	CMD	1.20	M.Sc. 33 years	3-Sep-03	8-Oct-60	IRS. Govt. of India	79557	NO
2	Dr. Rajib Kumar Mishra, Director	Marketing & BD	0.97	B.Tech (Electrical), Ph.D 32 years	20-Oct-11	1-Mar-63	Power Grid Corporation of India Ltd.	1800	NO
3	Arun Kumar, Director & CFO	Finance	0.97	B.Sc., ICWA Post graduate diploma in Management & IT 39 years	28-Oct-03	13-Dec-55	Satluj Jal Vidyut Nigam Ltd.	70061	NO
4	Ajit Kumar, Director	Commercial & Operations	0.94	B.Sc. Engg. (Electrical), MBA, 37 years	2-Apr-15	8-Apr-59	NTPC Ltd.	NIL	NO
5	Rajiv Malhotra, Executive Director & CRO	CRO	0.81	B.Sc., PDPM, CFA 27 years	7-Jun-13	7-Nov-66	Athena Energy Ventures Pvt. Ltd.	NIL	NO
6	Harish Saran, Executive Director	Marketing	0.72	B.E. (Electrical) PGDOM 30 years	01-Oct-99	07-June -65	Power Grid Corporation of India Ltd.	105000	NO
7	Hiranmay De, Executive Vice President	Operations	0.66	B.E. (Elec.) 30 years	20-Oct-03	1-Jun-64	Power Grid Corporation of India Ltd.	NIL	NO
8	Pankaj Goel, Senior Vice President	Retail	0.65	ICWAI, ICAI B.Com 25 years	17-Feb-09	19-Dec-69	IRCTC Ltd.	2563	NO
9	Sanjeev Puri, Vice President	HR	0.52	B.Com, MPM&IR 34 Years	29-Jun-2015	25-Sep-61	NTPC Ltd.	800	NO
10	Hira Lal Choudhary, Vice President	Commercial	0.51	B.E. (Electrical) 23 Years	17-Oct-2014	26-Jun-71	JSW Power Trading Company Ltd.	NIL	NO

Remuneration is as per the Remuneration Policy of the Company as approved by Nomination & Remuneration Committee.

The Remuneration for the purpose of above table is defined as Total Cost to the Company (TCC) which includes variable Performance related pay.

In terms of the provisions of Section 197(12) of the Companies Act, 2013 read with Rule 5(2) of the Companies (Appointment and Remuneration of Managerial Personnel) Rules, 2014, no employee of the Company employed throughout the year who was in receipt of remuneration of Rupees one crore and two lacs or more in a year except for Shri Deepak Amitabh, CMD. Further, during the year under review, there was no employee of the Company employed for a part of year who was in receipt of remuneration of rupees eight lacs and fifty thousand or more per month.

Details of remuneration of CMD (remuneration of more than ₹ 1.02 Cr)

Name	Shri Deepak Amitabh
Designation	CMD
Qualification	MSc. + Ex- IRS
Nature of Employment Whether contractual or otherwise	CMD
Nature of Duties of employees	Overall Managerial functions of company
Last employment held	Government of India
Number of years of experience	33
Age	57
Date of commencement of employment (at Board Level)	25.01.2008
Gross Remuneration (figures in ₹ Crore)	1.20
No. of Equity Shares held (of ₹ 10/- each)	79,557
Whether Relative of a Director or Manager	No
Other terms and conditions of Employment	-

For and on behalf of the Board
PTC India Limited

Place : New Delhi
Date : 10th August, 2017

Sd/-
(Arun Kumar)
Director & CFO
DIN: 01853255

Sd/-
(Rajiv Maheshwari)
Company Secretary

Sd/-
(Deepak Amitabh)
Chairman & Managing Director
DIN: 01061535

MANAGEMENT DISCUSSION AND ANALYSIS

World Economy:

With the momentum gain in the financial markets and cyclical recovery in manufacturing, world economic growth is projected to increase from 3.1% in 2016 to 3.5% in 2017 and 3.6% in 2018. Advanced-economy growth is expected to recover moderately to 1.8% in 2017. In emerging and developing economies, growth is projected to accelerate to 4.2% in 2017 from 3.4% in 2016. With the recovery in commodity prices, particularly oil, the divergence in growth outlooks between commodity exporters and importers is set to narrow. Risks remain skewed to the downside and mainly come from an inward shift in policies with lower global growth caused by reduced trade and cross border investment flows, financial tightening in the in emerging market economies, weak demand and excess capacity and geopolitical strains. The challenges call for individual country actions to be supported by multilateral cooperation in the areas of preserving an open trading system, safeguarding global financial stability, achieving equitable tax systems, mitigating and adapting to climate change and continuing to support low income countries to support them achieve their development goals.

Indian Economy:

India's GDP growth for 2016-17 reduced to 7.1% from the last year's 7.6%, majorly due to demonetization impact. It is expected that economic activity will accelerate in FY18 due to demonetization and investment recovery that has proven more protracted than expected. The risks to growth outlook include continued uncertainties in the global environment, stress in the financial sector due to increased NPAs, excess capacity and regulatory and policy challenges. Subdued private investment and rapid increases in oil and other commodity prices may put downside pressures. On the other hand, smooth implementation of the Goods and Services Tax (GST) and faster resolution of banking sector stress are expected to support the growth potential of Indian Economy.

Indian Power Sector and Power Market Scenario:

Indian power sector has been eventful with developments in not only generation and transmission capacity addition but also from the distribution reforms aspect. The sector observed 9.6% growth in installed capacity with an addition of 28,788 MW. The major growth of 47.5% was witnessed in renewable capacity addition reaching to 57,260 MW. The renewable sector achieving grid parity or even surpassing the conventional sector tariffs with the competitive bid discovered prices of ₹ 2.44 per unit for solar and ₹ 3.46 per unit for wind power projects. Transmission capacity addition was 26,300 kms as against target of 23,384 kms, easing out congestion and reducing the price disparity of southern region with other regions. All these developments lead to improvement in the power supply situation with 0.7% energy deficit and 1.6% peak deficit during FY17 as compared to 2.1% energy deficit and 3.2% peak deficit last year. Distribution reforms through UDAY have resulted in Discom savings of around ₹ 120 billion with issuance of UDAY bonds worth ₹ 2.32 trillion. In further development for making coal allocation more transparent, Scheme for Harnessing and Allocating Koyala (Coal) (SHAKTI) was launched through which allocation of linkages for power sector shall be based on auction of linkages or through Power Purchase Agreement (PPA) based on competitive bidding of tariffs except for the State and the Central Power Generating companies, and the exceptions provided in Tariff Policy, 2016. Coal drawal will be permitted against valid Long Term PPAs and to be concluded Medium Term PPAs. The sector also witnessed emphasis on transparency through various web/mobile applications and digitization of competitive bidding through MSTC platform for short and medium term power procurement.

Opportunities and Threats

The low demand scenario is still a concern with PLFs reducing to 60.16% during FY17 from 62.31% during FY16 leading to piling up of stranded capacity of around 25-30 GW due to various reasons including the low paying capacity of financially distressed Discoms and last mile connectivity to all consumers yet to be achieved. This has, in turn, led to a heavy financial burden in the form

of NPAs to the banking sector. The impact of low demand was on two aspects of the power market, first the volumes of power trading market increased by 3.47% (119,230 MU in FY17 viz. a viz. 115,231 MU in FY16) as compared to 5% increase in energy generation and 9.66% increase in installed capacity and second, it created a buyers' market creating downward pressures on the trading margins. The increase of UI market by 11.9% is a concern requiring more emphasis in broadening ancillary services market.

The lower tariffs being discovered through power exchange and competitive bids for short term power and renewable energy have put a downward pressure in the trading margins, which need to be compensated for with higher volumes. The sector faces regulatory risks from policy and regulatory restrictions in power and coal segments. The implementation of policies and regulations at the State level also is a concern specifically for open access and net metering. The medium term agreements for power procurement which provide a realistic tenure for demand supply matching and tariffs, are not picking up at a pace required. At present multiple generators cannot bid through a trader in the medium term competitive bidding, allowing the same will give traders and generating companies more comforts in terms of counterparty risk mitigation.

Going forward, it is expected that the demand will pick (projected to increase at a CAGR of 6.18% till 2021-22) to cater to the continued economic growth of the country creating more volume in the power market with strengthening of financials of Discoms. The demand is also likely to come from shift of usage from fuel to electricity in transport and agriculture sector in particular from distributed generation with solar installations. Trading of solar power is one segment that has not picked up yet due to aggressive tariffs, however, this also maybe an opportunity in future from the perspective of stronger payment security mechanism. Efficiency improvement measures in the sector especially through the IT enablement, promotion of environment friendly renewable technologies and energy efficiency solutions in the coming future are expected to provide business opportunities to various stakeholders.

Segment - wise / product - wise performance

Your company maintained its leadership position with a market share of 37.9% (including Cross Border) with a growth of 8% in the market share as compared to 35.02% during the previous year. During FY17, your company's clocked all time high trading volumes of 48,320 MUs, an increase of 14% from 42,372 MUs during FY16. Due to grid constraints, some of the contracts could not be operationalized/partially operationalized and the power flow was restricted resulting in a volume loss of about 3.54 BUs.

Although, trading margin in long term has increased to 6 paise/unit in FY17 as compared to 5.6 paise /unit in FY16, total trading margin has been under pressure due to suppressed market conditions and softening of electricity prices in short term market. The average margin (net of rebate, surcharge and tolling converted PPAs) realized was 4.8 Paise/unit in FY17 as compared to 5 paise/unit in FY16 exhibiting a decrease of 4.2%.

Your company's trading volumes in the Short Term trades increased by 11% as compared to previous year with 7,931 MUs in the Short Term Bilateral Trades and 17,965 MUs in Power Exchange based trades. With the commissioning of 650 MW capacity from the projects with which your company has tied up power on long term basis, the Long Term volumes increased by 20% to 19,700 MUs from 16,402 MUs in the previous year. Your company believes that the Medium Term power procurement by Discoms may provide a solution to better match the demand and supply within 3-5 years span. Your company traded 2,710 MUs under various Medium Term contracts, as compared to 2,580 MUs last year exhibiting a growth of 5%.

Cross-border trades have always been of utmost importance to your company. This year, continuing the legacy, cross border transactions contributed to 14% (7,476 MUs) of the total traded volumes in FY17. The Cross-border trade with Bhutan in FY17 was 5,440 MUs, with Nepal it was 132.79 MUs and with Bangladesh, the traded volume was 1,902.84 MUs. With the objective

of sharing knowledge with the neighboring countries to create knowledge base as well as strengthen relationships, USEA and PTC with NPTI collaborated to design a detailed plan to conduct a series of activities (under their Energy Utilities Partnership Program (EUPP) mechanism) in the area of power trading. Three rounds of training activities were successfully conducted for participants from the SAARC Nations between September 2015 to April 2017.

PTC Retail, set up to facilitate power supply to the utilities, industrial and commercial consumers on the power exchanges, has seen remarkable growth this year with traded volume of 17.9 BU which is an increase of 37.7% over last volume of 13.4 BU. The supply to Industrial and commercial consumers was of 9166.3 MUs which is 26.94% growth over last year of 7,221 MUs. We have added reputed organizations such as Reliance Industries, TCS, Ultratech cements, Indian Oil Corporation, BPCL, HPCL, Hindalco and Petronet etc. in our client list. State utilities and generators such as Jharkhand, Punjab State Power Corporation Limited, Chandigarh, Uttarakhand Power Corporation Limited, Haryana Power Purchase Centre, Manipur State Power Distribution Company Limited, NEEPCO, SJVN, Durgapur Projects Limited, Department of Energy (Govt. of Arunachal Pradesh) etc. were added/renewed agreement for sale/purchase of power. Your company also executed an agreement for 10 years with Cochin SEZ for power trading. PTC has also been awarded the contract for facilitating captive wheeling by a large Industrial unit from its captive power plant to its manufacturing unit.

Utilities continue to repose their confidence in your company for managing their power portfolio. NDMC, Govt. of Himachal Pradesh, Tripura, Chhattisgarh State Power Distribution Company Limited, Indian Railways, Discoms of Bihar State executed/extended Power Portfolio Management agreements with your company this financial year. To increase the efficiency in operations, PTC and Railways Energy Management Company have together set up control room in PTC Office for managing the power portfolio of Indian Railways.

Energy efficiency being the need of the hour for the sector, your company made its contributions in this space by undertaking various energy efficiency projects. Your company completed energy audits for SEEPZ SEZ, Mumbai and SVPI Airport, Ahmedabad. CRISIL, a BEE empaneled rating agency, has assigned CRISIL-BEE Grade 2 to PTC, accrediting "HIGH" ability to PTC for carrying out energy efficiency projects and audits. PTC signed an MOU with Uttarakhand Renewable Energy Development Agency for implementation of Energy Conservation Measures in Government Buildings and other energy efficiency opportunities in Uttarakhand. EESL awarded a contract to PTC for conducting detailed Energy Audit at an industrial unit in Mohali. PTC is also conducting Energy Audits of 9 agriculture feeders and 8 industrial feeders in Haryana for EESL. Your company is also conducting Energy Audit of 138 Railway stations in the states of Delhi, Haryana, Punjab, Jammu & Kashmir, Rajasthan, Karnataka, Andhra Pradesh and Chandigarh. PTC has also been awarded a contract by a pharmaceutical company, for conducting Energy Audit-cum-open access feasibility consultancy study for their plant. Further, your company has successfully extended the MOU with Bureau of Energy Efficiency for a period of three years under Energy Efficiency Financing Platform which primarily focuses on promotion of Energy Efficiency and enhancing investment in the Energy Efficiency sector.

Your company believes in providing knowledge based value to customers through advisory services for optimizing customer business operations related to power utilization and allied costs. PTC has been providing power portfolio optimization services to various utilities and bulk consumers for quite long. PTC is managing power portfolio of Dadra & Nagar Haveli (DHN) and assisting DNH in assessment of power demand-supply position, assessment of PPAs, sale of surplus power on basis of Merit Order Dispatch, assistance in scheduling of power sold on Power exchange. PTC is providing power portfolio optimization services to Railway Energy Management Company Limited which includes power procurement planning and its optimization, capacity building and commercial management.

Your company has extended its gamut of advisory services to power distribution by identifying enabling regulatory provisions for SEZs to operate as a Distribution Licensee and providing O&M support to such SEZs. Your company has been

awarded power distribution O&M contract by Madhya Pradesh Audyogik Kendra Vikas Nigam Limited for managing entire power distribution business on their behalf including power procurement and scheduling, metering, billing and commercial functions, electrical network maintenance, tariff filing and regulatory compliances. PTC is rendering its technical and legal assistance services for Santacruz Electronic Export Processing Zone SEZ, Mumbai for according Distribution license from MERC.

Your company is also extending technical advisory services for transmission infrastructure projects, and is carrying out works including preparation of DPRs, survey, engineering, bid process management, project and construction management. Your company has been engaged for various transmission projects across the States of Andhra Pradesh, Karnataka, Assam, Maharashtra etc.

By expanding new service line for retail customers, HPCL Vizag refinery has appointed PTC as pre-award engineering and contracting partner for their upcoming 220 KV transmission project. PTC has extended its transmission advisory services of feasibility, route survey etc.

Expanding services to HPCL, PTC is also providing technical service support for power purchase transaction under group captive model to Mumbai Refinery. PTC is also acting as Bid Process & Contract Coordinator for power procurement for large companies in the Oil and Gas sector for their facilities/refineries like Bharat Petroleum Mumbai Refinery, Gas Authority of India Limited.

PTC in its endeavor to create readiness of power market and power trading in the countries of West Africa, conducted a capacity building programme for delegates from Energy Commission of Ghana with focus on "Regulations, Marketing Transaction and Settlement" with the funding support from African Development Bank.

Customer Relations Management

Your company values customers' feedbacks to keep improving its products and services. PTC organized a customer interaction meet for SR customers and actively working to ensure incorporating the feedbacks received.

Renewable Energy

The climate change concern has created an industry shift towards environment friendly technologies. In this pursuit, the government successfully completed the first ever auction of wind power and associated infrastructure for 1,000 MW. In this scheme, your company has been selected as the trading partner responsible for purchase and sale of power from wind power projects. Distribution utilities have shown great interest in procuring the power and your company has executed MoAs/PSAs with seven Discoms for sale of entire quantum. PTC is also supporting SECI in managing the operational and commercial aspects of solar energy being traded through SECI under JNNNSM Phase-I.

Your company has also signed an MOU with Madhya Pradesh New & Renewable Energy Department (MPNRED) for joint development of 500 MW solar projects in Madhya Pradesh. Further, another MOU has been signed between PTC and MPNRED for development and sale of wind power. Under this MoU, MPNRED shall facilitate in development of Wind Power Project(s) in the state of Madhya Pradesh selected through tariff based competitive bidding and the power generated shall be marketed and procured by PTC for onward inter-state sale to various state utilities and/or Open Access consumers.

In a first foray of PTC group in solar assets based business, PTC has signed an MOU with South Delhi Municipal Corporation (SDMC) to jointly set-up a 2.5MW ground-mounted Solar PV project on Build, Own and Operate basis at Ferozpur (Haryana). The power from the proposed project shall be sold to large reputed corporate houses on long-term third party sale basis. PTC's image has been enhanced as a solar power segment by empanelment with MNRE as a highest rated channel partner for rooftop solar and small solar project scheme. CRISIL has awarded highest MNRE GRADE SP 1A to PTC indicating the company has 'Highest Performance Capability and Highest Financial Strength' to undertake projects in Solar PV technology.

Kongsberg Digital AS (a Norwegian Government Company), an international technology group that supplies high-technology systems and solutions to its

customers in the merchant marine, defense, aerospace, offshore oil and gas industries, and renewable & utilities, has approached PTC through the Royal Norwegian Embassy for business opportunities with its software solution for performance monitoring and production forecasting of wind power projects. To create synergy from collaboration with strategic partners, your company & Kongsberg have signed an MOU to establish its strategy in India for penetration in performance monitoring and production forecasting solution for Renewable Energy Projects in India.

PTC Subsidiaries:

Your company's subsidiaries have observed substantial growth in this financial year. PTC India Financial Services Limited (PFS) recorded revenue of ₹ 1,350.79 Cr. during FY17 which is 13.81% higher as compared to last year's revenue of ₹ 1,186.91 Cr. Interest income for FY17 stood at ₹ 1,113.69 Cr., a 20.87% growth over previous year's ₹ 921.41 Cr. The profit before tax and profit after tax for FY17 stood at ₹ 528.68 Cr. and ₹ 345.33 Cr respectively. Net interest income increased to ₹ 484.2 Cr., thereby recording a growth of over 15% during FY17. Earnings per share for financial year stood at ₹ 5.86 per share.

PTC Energy Limited (PEL) successfully commissioned five Wind Power Projects, with an aggregate capacity of 238.8 MW in the states of Andhra Pradesh (188.8 MW) and Karnataka (50 MW) during Financial Year 2016-17. The projects use leading edge wind turbine technologies from reputed OEMs like Gamesa, GE, ReGen and INOX. PEL has already entered into long term (25 Years) Power Purchase Agreements (PPAs) for all of the above five projects with respective State Discoms. Added to the 50 MW operational capacity in wind power already owned by PEL in Madhya Pradesh, PEL's portfolio of renewable energy projects has now scaled up to 288.8 MW.

Outlook

In future, your company intends to consolidate its core trading business focusing on high growth/high trading margin segments. Renewable Energy will remain our thrust area with our efforts in the trading, development and financing of renewable energy projects on our own or through subsidiaries. To cater to the changing dynamics of the sector, expectations of customers and growth aspirations of your company, we will keep on augmenting value added services in the form of advisory, energy efficiency and other related services.

Risks and Concerns

Your Company has developed and implemented a risk management framework that includes the identification of elements of risk which in the opinion of the Board may threaten the existence of the Company. A group Risk Management Policy has been approved. The main objective of this policy is to ensure sustainable business growth with stability and to promote a proactive approach in evaluating, resolving and reporting risks associated with the business. In order to achieve the key objective, the policy establishes a structured and

disciplined approach to Risk Management, including the development of a Risk Matrix for each business. Tools like the Risk Matrix will guide decisions on risk related issues.

Internal Control System and their accuracy

The Company has in place adequate internal financial controls with reference to financial statements. The Board has adopted the policies and procedures for ensuring the orderly and efficient conduct of its business, including adherence to the Company's policies, safeguarding of its assets, the prevention of and detection of fraud and errors, the accuracy & completeness of the accounting records and the timely preparation of reliable financial disclosures. The Company has appointed M/s. Grant Thornton for the above purpose.

Discussion on Financial Performance with respect to Operational Performance

During FY17, your company witnessed tangible signs of group business strategies working in synergy. The small steps taken during the last three to four years are now converting to revenue flows and shareholder value. On stand-alone basis, total Income from operations grew by 12.8% to ₹14,074.8 crores as against ₹ 12475.9 crores in FY16. Your company clocked all time high trading volumes of 48,320 MUs which is 14% higher than last year. The profit after tax at ₹ 290.87 crores is higher by 24.08% as compared to the previous financial year. EPS increased to ₹9.83 as compared to ₹7.92 in FY16. On Consolidated basis, total Income from Operations grew by 14% to ₹ 15,310 crores as against ₹ 13,447.39 crores in FY16. Profit After Tax grew 25% to ₹ 505.81 crores as against ₹406.26 crores in FY16 and EPS increased to ₹14.01 as compared to ₹10.9 in FY16.

Material developments in Human Resource / Industrial Relations front, including number of people employed

Your Company recognizes that its people are a key resource. Human resources play a pivotal role in enabling smooth implementation of key strategic decisions through leadership and capability development. Your Company aims at providing an environment where continuous learning takes place to meet the changing demands and priorities of the business including emerging businesses. Your company has 102 employees with great experience and skill sets to manage your company and to take it to further heights.

For and on behalf of the Board

Sd-
(Deepak Amitabh)

Chairman & Managing Director
DIN: 01061535

Place: New Delhi
Date: 10th August, 2017

REPORT ON CORPORATE GOVERNANCE

As a listed Company and a good corporate entity, PTC is committed to sound corporate practices based on conscience, openness, fairness, professionalism and accountability paving the way in building confidence among all its stakeholders for achieving sustainable long term growth and profitability.

COMPANY'S PHILOSOPHY ON THE CODE OF GOVERNANCE

Corporate Governance is about maximizing shareholder value legally, ethically and sustainably. At PTC, the goal of corporate governance is to ensure fairness for every stakeholder. We believe sound corporate governance is critical to enhance and retain investor trust. Our corporate governance report for fiscal 2017 forms part of this Annual report.

Corporate Governance implies governance with highest standards of professionalism, integrity, accountability, fairness, transparency, social responsiveness and business ethics for efficient and ethical conduct of business. Your Company's endeavor has been to inculcate good Corporate Governance practices in its organizational and business systems and processes with a clear goal to not merely adhere to the law to comply with the statutory obligations, but also to center around following the spirit underlying the same.

The Corporate Governance practices followed by the Company include the corporate structure, its culture, policies and practices, personal belief, timely and accurate disclosure of information, commitment to enhancing the shareholders' value while protecting the interests of all the stakeholders.

Your Company is committed to and firmly believes in practicing good Corporate Governance practices as they are critical for meeting its obligations towards shareholders and stakeholders. The Company's governance framework is based on the following principles which adhere to sound Corporate Governance practices of transparency and accountability:

- Constitution of Board of Directors with an appropriate blend of Executive and Non- Executive Directors committed to discharge their responsibilities and duties.
- Compliance with all governance codes, Listing Agreements, other applicable laws and regulations.
- Timely and balanced disclosure of all material information relating to the Company to all stakeholders.
- Adoption of 'Code of Conduct' for Directors and Senior Management, and 'Code of Ethics' and 'Policy on Prohibition of Insider Trading' and effective implementation thereof.
- Sound system of Risk Management and Internal Control.
- Regular update of PTC website www.ptcindia.com to keep stakeholders informed.

BOARD OF DIRECTORS

The Company firmly believes that an active, well-informed and independent Board is necessary to ensure the highest standards of Corporate Governance to bring objectivity and transparency in the Management. The Board of Directors is entrusted with the ultimate responsibility of the management, general affairs, direction and performance of the Company and has vested with the requisite powers, authorities and duties.

SELECTION OF THE BOARD

In terms of the requirement of the provisions of the Companies Act, 2013 and SEBI (Listing Obligations and Disclosure Requirements) Regulations,

2015 (hereinafter referred to as the 'Listing Regulations'), the Nomination & Remuneration Committee has been designated to evaluate the need for change in the composition and size of the Board of the Company and to select members to fill Board vacancies and nominating candidates for election by the shareholders at the Annual General Meeting.

COMPOSITION OF BOARD

The Board of Directors along with its Committee(s) provides leadership and guidance to the Company's management and directs, supervises and controls the performance of the company. The Board of Directors of the Company comprises of distinguished personalities including CMD, WTDs, nominee of the Ministry of Power, Government of India, Director level officers as nominee Directors from the Promoter Companies, nominee of LIC of India and Independent Directors of highly repute who are well known in their respective fields. As at the end of Financial Year 2016-17, the Board comprised of 15 Directors out of which one (1) is Chairman & Managing Director (CMD), three (3) are Whole Time Directors and eleven (11) are Non-Executive Directors which constitutes six (6) Independent Directors and five (5) nominee Directors.

The composition of Board of Directors of your company as on 31.03.2017 was as under:

Category	Name of Director	Remarks
Chairman & Managing Director	Shri Deepak Amitabh	--
Whole time Directors	Shri Ajit Kumar	--
	Shri Arun Kumar	--
	Shri Rajib Kumar Mishra	--
Nominee Directors (Non - Executive)	Smt. Jyoti Arora*	Nominee, MoP, GoI
	Shri K. Biswal	Nominee- NTPC
	Shri Chinmoy Gangopadhyay	Nominee-PFC
	Shri Ravi Prakash Singh	Nominee-POWERGRID
	Shri Mahesh Kumar Mittal	Nominee- NHPC
Independent Directors	Shri Anil Razdan	--
	Shri Dharendra Swarup	--
	Shri Rakesh Kacker	--
	Shri Jayant Purushottam Gokhale	--
	Shri Harbans Lal Bajaj	--
	Shri Dipak Chatterjee *	--

All Independent Directors of the Company qualify the conditions of their being independent and all the Independent Directors have also furnished the declaration of independence.

*Shri Dipak Chatterjee and Smt. Jyoti Arora have ceased to be Director w.e.f. 15th April, 2017 and 6th July, 2017 respectively.

Note: - Shri K.S. Nagnyal has joined as nominee Director of LIC w.e.f. April 29, 2017.

Shri Arun Kumar Verma has joined as nominee Director of MoP, GOI w.e.f. 10th August, 2017.

ATTENDANCE RECORDS AND OTHER DIRECTORSHIPS/ COMMITTEE MEMBERSHIPS

The details of directorships held and committee membership/ chairmanship held and attendance of the directors at the Board Meetings and at the last Annual General Meeting is given below:-

Sr. No	Name of the Director	Category of Director	Board Meetings in FY 2016-17		Attendance at Last AGM (held on 28/09/2016)	No. of Directorships in other companies held as on 31 st March, 2017	No. of Committee Chairmanship/ Membership as on 31 st March, 2017
			Held during the Tenure	Attended			
1.	Shri Deepak Amitabh (DIN: 01061535)	Chairperson & Executive Director,	8	8	Y	3	-
2.	Shri Ajit Kumar (DIN: 06518591)	Executive Director	8	8	Y	3	-
3.	Shri Arun Kumar (DIN: 01853255)	Executive Director	8	8	Y	4	1
4.	Shri Rajib Kumar Mishra (DIN: 06836268)	Executive Director	8	8	Y	2	-
5.	Shri Anil Razdan (DIN: 00356644)	Non-Executive - Independent Director	8	8	Y	1	1
6.	Shri Dharendra Swarup (DIN: 02878434)	Non-Executive - Independent Director	8	8	Y	6	6
7.	Shri Dipak Chatterjee (DIN: 03048625)	Non-Executive - Independent Director	8	8	N	2	2
8.	Shri Harbans Lal Bajaj (DIN: 00894431)	Non-Executive - Independent Director	8	7	N	2	-
9.	Smt Jyoti Arora (DIN: 00353071)	Non-Executive - Nominee Director	8	3	N	3	-
10.	Shri Chinmoy Gangopadhyay* (DIN: 02271398)	Non-Executive - Nominee Director	3	3	N/A	7	3
11.	Shri Mahesh Kumar Mittal@ (DIN: 02889021)	Non-Executive - Nominee Director	1	0	N/A	2	-
12.	Shri Kulamani Biswal (DIN: 03318539)	Non-Executive - Nominee Director	8	6	N	6	4
13.	Shri Jayant Purushottam Gokhale ^ (DIN: 00190075)	Non-Executive - Independent Director	0	0	N/A	1	1
14.	Shri Rakesh Kacker# (DIN: 03620666)	Non-Executive - Independent Director	0	0	N/A	1	-
15.	Shri Ravi Prakash Singh (DIN: 05240974)	Non-Executive - Nominee Director	8	2	N	8	3

- i. Excluded the directorship held in private limited companies, foreign companies and companies incorporated under Section 8 of the Companies Act, 2013 as per Regulation 26 of the Listing Regulations, but included PTC India Limited.
- ii. In line with Listing Regulations, only Audit Committee and Stakeholders Relationship Committee have been taken in to consideration in reckoning the membership/ chairmanship of committees.
- iii. * Appointed w.e.f. February 01, 2017
- iv. @Appointed w.e.f. March, 15 2017
- v. ^ Appointed w.e.f. March 16, 2017
- vi. #Appointed w.e.f. March 23, 2017
- vii. Y=Yes, N= No, N.A. = Not Applicable

The Number of Directorships, Chairmanships and Committee Memberships of each Director is in Compliance with the relevant provisions of the Companies Act, 2013 and the SEBI (LODR) Regulations, 2015.

The Non-executive Directors do not have any shareholding in the Company. Further, Directors are not relatives of each other and none of the employees of the Company are relative of any of the Directors.

As mandated by the SEBI (LODR) Regulations, 2015 (hereinafter referred to as the "Listing Regulations"), none of the directors of the Company are members of more than ten Board level committees or are the Chairman of more than five Board level committees in other companies in which they are directors.

CHANGES IN DIRECTORSHIP OF THE COMPANY DURING THE FY 2016-17

During the Financial Year 2016-17, there are following changes in the composition of Board of Directors of the Company:

Sr. No.	Name of Director	Joining/ Cessation	Date of joining/ Cessation
1	Shri Jayant Kumar	Appointment	April 07, 2016
2	Shri Hemant Bhargava	Cessation	October 20, 2016
3	Shri Ved Jain	Cessation	December 07, 2016
4	Shri Anil Kumar Agarwal	Cessation	January 01, 2017
5	Shri Chinmoy Gangopadhyay	Appointment	February 01, 2017
6	Shri Jayant Kumar	Cessation	March 01, 2017
7	Shri Mahesh Kumar Mittal	Appointment	March 15, 2017
8	Shri Jayant Purushottam Gokhale	Appointment	March 16, 2017
9	Shri Rakesh Kacker	Appointment	March 23, 2017

BOARD MEETINGS

The Board meets at least once in every quarter to discuss and decide on inter alia business strategies/ policies and review the financial performance of the Company and its subsidiaries and other items on agenda. Additional meetings are held from time to time as and when necessary.

The notice of each Board Meeting is given in writing to each director of the Company. The agenda along with the relevant notes and other material information are sent to each director in advance and in exceptional cases tabled at the meeting which includes price sensitive information.

Also, the Board meetings of the Company have been held with proper compliance of the provisions of Companies Act, 2013, Listing Regulations and Secretarial Standards, as applicable thereon.

During the financial year ended 31st March 2017, the Board met eight (8) times as against the minimum requirement of four Board Meetings.

The details of the Board Meeting held during the financial year 2016-17 are as under:-

Sr. No.	Date	Board strength	Number of Directors present
1.	May 18, 2016	15	12
2.	August 11, 2016	15	12
3.	September 20, 2016	15	12
4.	November 12, 2016	14	14
5.	December 30, 2016	13	11
6.	February 01, 2017	13	10
7.	February 12, 2017	13	12
8.	March 15, 2017	13	10

BOARD PROCEDURE

(i) Decision making process

The Board of Directors acts as trustees of stakeholders and is responsible for the overall functioning of the Company. With a view to professionalize all corporate affairs and setting up systems and procedures for advance planning of matters requiring discussion/decisions by the Board, the Company has defined appropriate guidelines for the meetings of the Board of Directors. These Guidelines facilitate the decision making process at the meetings of Board, in well informed and proficient manner.

(ii) Scheduling and selection of Agenda items for Board /Committee Meetings

- (a) The meetings are being convened by giving appropriate notice after obtaining the approval of the Chairman of the Board/Committee. To address urgent needs, meetings are also being called at shorter notice. The Board is also authorized to pass Resolution by Circulation in case of business exigencies or urgency of matters.
- (b) Detailed agenda, management reports and other explanatory statements are circulated in advance amongst the members for facilitating meaningful, informed and focused decisions at the meetings. The Company Secretary while preparing the Agenda ensures that all the applicable provisions of law, rules, guidelines etc. are adhered to. The Company ensures compliance of all the applicable provisions of the Companies Act, 2013, SEBI Guidelines, Listing Regulations, 2015, and various other statutory requirements.
- (c) All the department heads are notified of the Board meeting in advance and are requested to provide the details about the matters concerning their department requiring discussion/approval/ decision at the Board meetings. Based on the information received, the agenda papers are prepared and submitted by concerned Department Heads to the Chairman for obtaining approval. Duly approved agenda papers are circulated amongst the Board members by the Company Secretary.
- (d) Where it is not practicable to attach any document or the agenda due to its confidential nature, the same is tabled before the meeting with the approval of the Chairman. In special and exceptional circumstances, additional or supplemental item(s) to the agenda are circulated. Sensitive subject matters are discussed at the meeting without written material being circulated.
- (e) The meetings are usually held at the Company's Registered Office in New Delhi.
- (f) In addition to detailed agenda being already circulated, presentations are also made at the Board/ Committee meetings covering Finance, Operations & Sales, Human Resources, Marketing and major business segments of the Company to facilitate efficient decision making.
- (g) The members of the Board have complete access to all information of the Company. The Board is also free to recommend inclusion of any matter in agenda for discussion. Senior management officials are called to provide additional inputs to the items being discussed by the Board, as and when necessary.

(E) Recording minutes of proceedings at the Board Meeting

The minutes of the proceedings of each Board/Committee meeting are recorded and are duly entered in the minute book kept for the purpose. The draft minutes of each Board/ Committee meeting are circulated amongst the Board/ Committee members for their comments and thereafter final minutes are also circulated and thereafter, placed the same in the next Board Meeting/ committee meeting for their noting/confirmation.

(F) Follow-up mechanism

The guidelines laid down for the Board and Committee Meetings ensures that an effective post meeting follow-up & review has been done. The actions taken on the decisions are reported to the Board/ Committee in the form of Action Taken Report (ATR) tabled at the immediately succeeding meeting of the Board/ Committee for noting by the Board/ Committee.

DISCLOSURES

- Inter-se relationships between Directors and Key Managerial Personnel of the Company: NIL
- Number of Shares and Convertible Instruments held by Non - Executive Directors: NIL

SEPARATE MEETING FOR INDEPENDENT DIRECTORS

The Independent Directors of the Company meet at least once in a calendar year without the presence of Executive Directors and Management Personnel. Such Meeting reviews the performance of Non-Independent Directors and the Board as a whole, review the performance of Chairman of the Board, assess the quality, quantity and time lines of the flow of information between management and the Board that is necessary for it to effectively and reasonably perform its duties. A meeting of Independent Directors was held on 25-05-2016 & 17-08-2016 without the presence of any other director or any personnel of the Company.

FAMILIARIZATION PROGRAMME FOR INDEPENDENT DIRECTORS

At the time of appointing an Independent Director, a formal letter of appointment is given to him/her, which inter-alia explains the role, functions, duties and responsibilities expected from him/her as a Director of the Company. The Director is also explained in detail the compliances required from him under the Companies Act 2013, the Listing Regulations and other relevant rules & regulations. The Chairman & Managing Director also has one to one discussion with the newly appointed director to familiarize him/her with the Company's Operations. The Board Members are provided with necessary documents, reports and policies to enable them to familiarize with the Company's Procedures and Practices. Periodic presentations are made at the Board and Committee Meetings on Business and performance update of the Company.

The familiarization program has been uploaded on the website of the Company at www.ptcindia.com.

COMMITTEES OF THE BOARD OF DIRECTORS

The Board has constituted many functional Committees depending on the business needs and legal requirements. The Statutory Committees constituted by the Board on the date of the Report are as follows:

- Audit Committee
- Nomination & Remuneration / Compensation (ESoP) Committee
- Stakeholders Relationship Committee / Code of Ethics And Prohibition of Insider Trading Committee
- Corporate Social Responsibility Committee

In addition to above statutory committees, Investment Committee, the Group of Directors for Business Development is also there and Board, from time to time, for specific purposes constitute Group of Directors as may be required.

2.1 AUDIT COMMITTEE

a) COMPOSITION

Pursuant to the provisions of Section 177 of the Companies Act, 2013 and the provisions of the Listing Regulations, Audit Committee has been constituted by the Board of Directors.

The Committee comprises of the following Non-Executive and Independent Directors:

Sr. No.	Name of the Committee Member	Designation	Status
1.	Shri Dipak Chatterjee*	Chairman	Independent Director
2.	Shri. Anil Razdan	Member	Independent Director
3.	Shri. Kulamani Biswal	Member	Non - Executive Director (Nominee Director)
4.	Shri Dharendra Swarup	Member	Independent Director

Sr. No.	Name of the Committee Member	Designation	Status
5.	Shri Jayant Purshottam Gokhale**	Member	Independent Director
6.	Shri Rakesh Kacker**	Member	Independent Director

* Shri. Dipak Chatterjee ceased to be the director and member/ chairman of this committee w.e.f 15th April 2017. Shri Dharendra Swarup is Chairman of the Committee.

** Shri Rakesh Kacker and Shri Jayant Purshottam Gokhale both appointed as a Member of Committee w.e.f. 29th April 2017

Shri Rajiv Maheshwari, Company Secretary acts as the Secretary to the Committee. The Chairman of the Audit Committee also attended the last Annual General Meeting of the Company held on September 28, 2016.

b) Terms of Reference

The broad terms of reference of Audit Committee are as follows:

- a. Oversight of the Company's financial reporting process and the disclosure of financial information to ensure that the financial statement is correct, sufficient and credible;
- b. Recommending to the Board, the appointment, re-appointment or removal of the statutory auditor and the fixation of audit fees.
- c. Reviewing with management the periodical financial statements before submission to the Board for approval, with particular reference to (i) changes in accounting policies and practices, (ii) major accounting entries involving estimates based on exercise of judgment by management, (iii) qualifications in draft audit report (if any), (iv) significant adjustments made in financial statements arising out of the audit, (v) the going concern assumption, (vi) compliance with accounting standards, (vii) compliance with listing and other legal requirements concerning financial statements, (viii) Disclosures of any related party transactions i.e. transactions of the Company of material nature, with promoters or the management, their subsidiaries or relatives etc. that may have potential conflict with the interest of the company at large;
- d. Reviewing with the management performance of statutory and internal auditors, the adequacy of internal control systems and recommending improvements to the management;
- e. Reviewing the adequacy of internal audit functions;
- f. Discussion with internal auditors on any significant findings and follow-up thereon;
- g. Reviewing the findings of any internal investigations by the internal auditors into the matters where there is suspected irregularity or a failure of internal control systems of a material nature and reporting the matter to the Board.
- h. Discussion with statutory auditors before the audit commences, about the nature and scope of audit as well as post-audit discussion to ascertain any area of concern.
- i. Approval of appointment of CFO (i.e., the whole-time Finance Director or any other person heading the finance function or discharging that function) after assessing the qualifications, experience & background, etc. of the candidate.
- j. Any other work as may be assigned by the Board of Director (s) of the Company from time to time.

The terms of reference stipulated by the Board to the Audit Committee are as per Listing Regulations and Section 177 of the Companies Act, 2013. The CFO, Representatives of Internal auditors and statutory

auditors of the Company attend the meetings of Audit Committee. The minutes of the Committee were placed before the Board of Directors for information. PTC has not denied any personnel to access to the Audit Committee of the company in respect of any matter. There was no case of alleged misconduct.

c) **Number of Committee Meetings and Attendance**

During the year 2016 - 17, the Committee met six (6) times i.e. May 06, 2016, May 17, 2016, August 11, 2016, November 12, 2016, February 12, 2017 and March 20, 2017.

The details of Committee meeting and its members attendance during FY 2016-17 is mentioned below:-

Sr. No.	Name of Director	Audit Committee Meetings	
		Held during the Tenure	Attended
1.	Shri Dipak Chatterjee	6	6
2.	Shri Hemant Bhargava#	3	2
3.	Shri Ved Kumar Jain#	4	4
4.	Shri Dharendra Swarup	6	6
5.	Shri. Anil Razdan*	2	2
6.	Shri. Kulamani Biswal*	2	1

Shri Hemant Bhargava resigned w.e.f. October 20, 2016 and ceased to be member

Shri Ved Jain has completed his tenure and ceased to be member w.e.f. December 07, 2016

* Shri Anil Razdan appointed as a Member of Committee w.e.f. December 30, 2016

* Shri Kulamani Biswal appointed as a Member of Committee w.e.f. December 30, 2016

2.2 **NOMINATION & REMUNERATION / COMPENSATION (ESOP) COMMITTEE**

Pursuant to the provisions of Section 178 of the Companies Act, 2013 and the provisions of the Listing Regulations, Nomination & Remuneration Committee has been constituted by the Board of Directors.

a) The Committee comprises of following Directors:

Sr. No.	Name of Committee Member	Designation	Status
1	Shri. Dipak Chatterjee*	Chairperson*	Independent Director
2	Shri Deepak Amitabh	Member	Executive Director (CMD)
3	Smt. Jyoti Arora*	Member	Non-Executive Director
4	Shri Anil Razdan	Member	Independent Director
5	Shri D. Swarup	Member	Independent Director
6	Shri. Kulamani Biswal**	Member	Non - Executive Director
7	Shri. Harbans Lal Bajaj	Member	Independent Director

* Shri. Dipak Chatterjee ceased to be the director and member/ chairman of this committee w.e.f 15th April 2017. Smt Jyoti Arora ceased to be member w.e.f. 6th July, 2017.

** Shri. Kulamani Biswal appointed as a Member of Committee w.e.f. December 30, 2016

Shri Rajiv Maheshwari, Company Secretary acts as the Secretary to the Committee. The Committee is chaired by an Independent Director.

The Composition of the Nomination and Remuneration is as per Section 178 of the Companies Act, 2013 and Regulation 19 of Listing Regulations, the Board at its meeting held on October 15, 2014, merged the existing Nomination Committee and Remuneration Committee/Compensation (ESOP) Committee and renamed it as Nomination & Remuneration Committee/ Compensation (ESOP) Committee.

b) **Terms of Reference**

The terms of reference of Nomination & Remuneration Committee includes:

- To identify persons who are qualified to become Directors and who may be appointed in senior management in accordance with the criteria laid down and to recommend to the Board their appointment and/ or removal;

- To carry out evaluation of every Director's performance;

- To formulate the criteria for determining qualifications, positive attributes and independence of a Director, and recommend to the Board a policy, relating to the remuneration for the Directors, key managerial personnel and other employees;

- To formulate the criteria for evaluation of Independent Directors and the Board;

- To devise a policy on Board diversity;

- To recommend/ review remuneration of the Managing Director(s) and Whole time Director(s) based on their performance and defined assessment criteria;

- To administer, monitor and formulate detailed terms and conditions of the Employees' Stock Option Scheme.

PERFORMANCE EVALUATION OF DIRECTORS

Pursuant to the provisions of the Companies Act, 2013 and the Listing Regulations, the Board has carried out the annual performance evaluation of its own performance, its committees and individual directors including Chairman of the Board. The exercise was carried through a structured evaluation process covering various aspects of the Board including committees and every Directors functioning such as composition of Board and committees, experience and competencies, performance of specific duties and obligations, governance issues, etc.

The Directors express their satisfaction with the evaluation process.

c) **Number of Committee Meetings and Attendance**

During the year 2016 - 17, the N&R Committee met six (6) times i.e. May 18, 2016, May 25, 2016, June 07, 2016, July 15, 2016, January 13, 2017 and February 12, 2017.

The details of Committee meeting and its members attendance during FY 2016-17 is mentioned below:-

Sr. No.	Name of Director	N & R Committee Meetings	
		Held during the Tenure	Attended
1.	Shri. Dipak Chatterjee*	6	6
2.	Shri Deepak Amitabh	6	6
3.	Smt. Jyoti Arora*	6	2
4.	Shri Anil Razdan	6	6
5.	Shri D. Swarup	6	6
6.	Shri. Kulamani Biswal**	2	2
7.	Shri. Harbans Lal Bajaj	6	6

* Shri Dipak Chatterjee ceased to be the director and member/ chairman of this committee w.e.f 15th April 2017. Smt Jyoti Arora ceased to be member w.e.f. 6th July, 2017.

** Shri Kulamani Biswal appointed as a Member of Committee w.e.f. December 30, 2016

REMUNERATION

Detail of Remuneration to Chairman & Managing Director and Whole-time Directors of the Company during FY 2016-17

The appointment and remuneration of executive directors including Chairman & Managing Director and Whole Time Directors is governed by the recommendations of the Nomination & Remuneration Committee, resolutions passed by the Board of Directors and shareholders of the Company. The remuneration package and terms and conditions of appointment of Chairman & Managing Director and Whole Time Directors are governed by the respective appointments. Their remuneration package comprises of salary, perquisites and PRP, after due approval.

The details of remuneration to CMD and WTDs during the financial year ended 31st March 2017 is as under:

Sr. No.	Director	Designation	Remuneration (figures in ₹ crore)- FY 2016-17
1.	Shri Deepak Amitabh	CMD	1.20
2.	Shri Rajib Kumar Mishra	Director (Marketing & Business Development)	0.97
3.	Shri Ajit Kumar	Director (Commercial & Operation)	0.94
4.	Shri Arun Kumar	Director (Finance & CFO)	0.97

Presently, the Company does not have a scheme for grant of stock options to any director. The CTC structure of PTC including for management is mix of fixed and performance linked As per the contract entered into with the executive directors, there is a notice period of 3 months and there is no severance fee to be paid to the directors. Further, none of the directors of the company was in receipt of any remuneration from its subsidiary companies during the period.

Details of payment made towards sitting fee to the Non-Executive Directors for Board/ Committee Meetings during the year 2016-17 is as under:

The Independent Directors and Non-Executive Directors are paid remuneration by way of sitting fees for each meeting of the Board and Committee of directors attended by them. The total amount of sitting fees paid during the financial year 2016-17 was ₹ 0.64 Crore. The Independent Directors do not have any pecuniary relationship or transactions with the Company. The criteria of making payment to non- executive directors is disclosed in the Nomination and Remuneration Policy of the Company which is given at one of the Annexure to the Board's Report and is also disclosed on the website of the Company www.ptcindia.com.

The details of remuneration paid to non-executive directors and Independent Directors during the financial year ended 31st March 2017 is as under:

S. No.	Name of the Director	Designation	Remuneration (figures in ₹ crore- FY 2016-17)
1.	Shri Anil Razdan	Independent Director	0.11
2.	Shri Dharendra Swarup	Independent Director	0.13
3.	Shri Dipak Chatterjee	Independent Director	0.10
4.	Shri H.L. Bajaj	Independent Director	0.06
5.	Shri. K. Biswal	Non-Executive	0.06
6.	Shri Hemant Bhargava ^	Non-Executive	0.02
7.	Shri A. K. Agarwal ^	Non-Executive	0.01
8.	Shri R P Singh	Non-Executive	0.01
9.	Smt. Jyoti Arora	Non-Executive	NA
10.	Shri Ved Kumar Jain ^	Independent Director	0.09
11.	Shri Mahesh Kumar Mittal*	Non-Executive	NA
12.	Shri Rakesh Kacker*	Independent Director	NA
13.	Shri. Chinmoy Gangopadhyay*	Non-Executive	0.01
14.	Shri. Jayant Purushottam Gokhale*	Independent Director	NA
15.	Shri Jayant Kumar*	Non-Executive	0.03

^ Shri Ved Kumar Jain ceased to be Director w.e.f. December 7, 2016

^ Shri A. K. Agarwal ceased to be Director w.e.f. January 01, 2017

^ Shri Hemant Bhargava ceased to be Director w.e.f. October 20, 2016

* Shri. Jayant Purushottam Gokhale appointed as Director w.e.f. March 16, 2017

* Shri Jayant Kumar ceased to be Director w.e.f. March 01, 2017

* Shri. Chinmoy Gangopadhyay appointed as Director w.e.f. February 01, 2017

* Shri Rakesh Kacker appointed as Director w.e.f. March 23, 2017

Note:- The sitting fee for attending the meetings by the nominee of Promoters and LIC of India are paid to their respective organizations.

2.3 STAKEHOLDERS RELATIONSHIP COMMITTEE

The composition of the Committee is as follows:

Sr. No.	Name of the Director	Designation	Status
1	Shri Dipak Chatterjee*	Chairperson	Independent Director
2	Shri Ravi Prakash Singh	Member	Non - Executive
3	Shri Harbans Lal Bajaj	Member	Independent Director
4	Shri Jayant Purushottam Gokhale*	Member	Independent Director

*Shri Dipak Chatterjee ceased to be the director and member/ chairman of this committee w.e.f. 15th April 2017.

*Shri Jayant Purushottam Gokhale appointed as Director w.e.f. March 16, 2017

The Committee is chaired by an Independent Director and meets as per the requirement.

a) Name & Designation of Compliance Officer

Shri Rajiv Maheshwari, Company Secretary of the Company acts as the Compliance Officer of the Company.

b) Terms of Reference

The Committee looks into redressing of investors complaint like delay in transfer of shares, Demat, Remat, non- receipt of declared dividends, non- receipt of Annual Reports etc. and such other related work as may be assigned by the Board from time to time. The Committee oversees the performance of Registrar and Share Transfer Agent of the Company and recommends measures for overall improvement in the quality of investor services.

c) Investors Complaints received and resolved during the year

During the year 2016-17, 163 complaints were received. Out of 163 complaints, 163 complaints were duly addressed. As on 31st March 2017, NIL complaints were pending.

Given below is a table showing investor complaints of last three years:

Sr. No.	Year	Number of Complaints Received*
1	2016-17	163
2	2015-16	208
3	2014-15	170

*All complaints were resolved

The Committee meets as per the requirements.

2.4 CORPORATE SOCIAL RESPONSIBILITY (CSR) COMMITTEE

During the year 2016-17, the Committee met on 17-05-2016 & 11-08-2016.

The composition of the Committee is as follows:

As on March 31, 2017 the Committee comprises of following Directors:

Sr. No.	Name of Director	Designation	Status
1	Shri D. Swarup	Chairperson	Independent Director
2	Shri Deepak Amitabh	Member	Executive Director
3	Shri. Dipak Chatterjee*	Member	Independent Director
4	Shri. Chinmoy Gangopadhyay**	Member	Non - Executive Director

*Shri. Dipak Chatterjee ceased to be the Director and Member of this committee w.e.f. 15th April 2017.

** Appointed as Member w.e.f. 1st February 2017.

In compliance with the provisions of Section 135 of Companies Act, 2013, a Corporate Social Responsibility Committee has been constituted.

Terms of Reference

The Corporate Social Responsibility Committee shall

- (a) Formulate and recommend to the Board, a Corporate Social Responsibility Policy which shall indicate the activities to be

undertaken by the company as specified in Schedule VII of Companies Act, 2013;

- (b) Recommend the amount of expenditure to be incurred on the activities referred to in clause (a); and
(c) Monitor the Corporate Social Responsibility Policy of the company from time-to-time.

As a responsible corporate citizen, PTC India Limited (PTC) is committed to ensuring its contribution to the welfare of the communities in the society where it operates through its various Corporate Social Responsibility ("CSR") initiatives.

The objective of PTC's CSR Policy is to consistently pursue the concept of integrated development of the society in an economically, socially and environmentally sustainable manner and at the same time recognize the interests of all its stakeholders.

To attain its CSR objectives in a professional and integrated manner, PTC shall undertake the CSR activities as specified under the Act.

The Corporate Social Responsibility Committee has approved a Corporate Social Responsibility Policy (CSR Policy) indicating the activities to be undertaken by the Company presently, which has also been approved by the Board.

The CSR Policy is available at the link: http://www.ptcindia.com/statutory_information/corporate-social-responsibility-policy.pdf.

2.5 CODE OF ETHICS & PROHIBITION OF INSIDER TRADING COMMITTEE

Composition

As on March 31, 2017 the Committee comprises of following Directors:-

Sr. No.	Name of the Director	Designation
1	Shri Dipak Chatterjee*	Chairman
2	Shri H.L. Bajaj	Member
3	Shri Ravi P. Singh	Member
4	Shri Jayant Purushottam Gokhale	Member

*Shri. Dipak Chatterjee ceased to be the director and member of this committee w.e.f. 15th April 2017.

The Committee is chaired by an Independent Director.

Shri Rajiv Maheshwari, Company Secretary of the Company acts as the Compliance officer under the 'Code of Conduct for prevention of Insider Trading and Code of Corporate Disclosure Practices' of PTC. The Committee meets as per the requirements.

Terms of Reference

2.6 Procedure at Committee Meetings

The Company's guidelines relating to Board meetings are generally applicable to Committee meetings as far as may be practicable. Each Committee has the authority to engage outside experts, advisors and counsels to the extent it considers appropriate to assist in its work. Minutes of the proceedings of the Committee meetings are placed before the Board meetings.

3. Disclosures

There are no material significant transactions with related parties except those mentioned in the Annual Accounts for the FY 2016-17 conflicting with the Company's interest. There was also no instance of non-compliance on any matter related to the Capital Markets during the last years. The information related to the Company is also available at Company's web-site www.ptcindia.com. The proceeds of the public issue have been used for the purpose(s) for which it was raised.

ETHICS / GOVERNANCE POLICIES

CODE OF CONDUCT FOR DIRECTORS AND SENIOR MANAGEMENT

In compliance with the Listing Regulations and the Companies Act, 2013, the Company has framed and adopted a Code of Business conduct and Ethics ('the code'). The Company has in place a comprehensive Code of Conduct applicable to all employees and Directors. The code gives guidance and support needed for ethical conduct of business and compliance of laws. The code reflects the values of the Company viz. Company value, Ownership Mind-set, Respect, Integrity, One team and excellence.

A Code of conduct for Directors and Senior Management is available on the Company website www.ptcindia.com.

The code has been circulated to Directors and senior officers of the Company, which has been complied with by the Board members and senior officers of the Company.

All members of the Board, the executive directors and senior officers have affirmed compliance to the Code as on 31st March, 2017.

A declaration signed by the Company's Chairman & Managing Director is published in this report.

CODE FOR PREVENTION OF INSIDER TRADING

In terms of Securities and Exchange Board of India (Prohibition of Insider Trading) Regulations, 2015, the Company has formulated a comprehensive policy for prohibition of Insider Trading in PTC Equity Shares to preserve the confidentiality and to prevent misuse of unpublished price sensitive information.

In line with the requirement of the said code, the trading window was closed from time to time, whenever some price sensitive information was submitted to the Board. Notice of the closure of trading window was issued to all employees well in advance.

Subsidiary Monitoring Framework

Both subsidiary companies of the Company are Board managed with their Board's having their rights and obligations to manage such companies in the best interest of their stakeholders. In addition to the nominee Directors appointed on the Board of Subsidiary companies, the Company monitors performance of subsidiary companies, inter alia, by the following means:

- Financial statements, in particular the investments made by the unlisted subsidiary companies, are reviewed by the Audit Committee of the Company.
- All minutes of Board meetings of unlisted subsidiary companies are placed before the Company's Board on regular basis.

7. GENERAL BODY MEETINGS

ANNUAL GENERAL MEETING (AGM)

a) Details of last three Annual General Meetings are as under:

Financial Year	Date of the Meeting	Time of the Meeting	Venue of the Meeting	Special resolutions passed
2015-16	September 28, 2016	12:30 p.m.	Dr. Sarvepalli Radhakrishnan Auditorium, Kendriya Vidyalaya No. 2, APS Colony, Delhi Cantt, New Delhi- 110010	No
2014-15	September 24, 2015	3.30 p.m.	Dr. Sarvepalli Radhakrishnan Auditorium, Kendriya Vidyalaya No. 2, Delhi Cantt., New Delhi-110010	No

Financial Year	Date of the Meeting	Time of the Meeting	Venue of the Meeting	Special resolutions passed
2013-2014	September 26, 2014	3.00 p.m.	Dr. Sarvepalli Radhakrishnan Auditorium, Kendriya Vidyalaya No. 2, Delhi Cantt., New Delhi-110010	No

b) **Special Resolution passed through Postal Ballot:** During the year 2016-17, no Special Resolution has been passed through Postal Ballot.

c) **Special Resolution proposed to be conducted:** There is no Special Resolution proposed to be conducted through Postal Ballot.

The company did not held any Extra-Ordinary General Meeting of the Shareholders during FY 2016-17.

8. MEANS OF COMMUNICATION & WEBSITE

- Quarterly/Annual Financial Results/Half Yearly:** Quarterly/Annual Financial Results/Half Yearly of the Company are generally published in One English and One Hindi News Paper (Financial Express and Jansatta) and are displayed on the Company's website www.ptcindia.com.
- Website:** The Company's website contains a separate dedicated section 'Investor Relations' where shareholders information is available.
- Annual Report:** Annual Report containing, inter alia, Audited Annual Accounts, Consolidated Financial Statements, Directors' Report, Auditors' Report and other important information is circulated to members and other's entitled thereto and is displayed on the Company's website www.ptcindia.com
- Presentations made to institutional investors or to the analysts- Presentations are made to institutional investors and analysts on the Company's audited annual financial results

9. GENERAL SHAREHOLDERS INFORMATION

a) Annual General Meeting (AGM)

Meeting No.	18 th
Date	September 25, 2017
Time	02:30 P.M.
Venue	Dr. Sarvepalli Radhakrishnan Auditorium, Kendriya Vidyalaya No. 2, APS Colony, Delhi Cantt, New Delhi- 110010

b) Tentative Financial Calendar for year ended 31st March, 2018

Particulars	Date
1. Financial Year	1 st April, 2017 to 31 st March, 2018
2. Un-audited Financial for first three Quarters	Results Announcement will be in compliance with the Listing Regulations
3. Annual Financial Results within 60 days from the end of financial year	Will be announced and published

c) Payment of Dividend

- Final Dividend details for financial year 2016-17

The Board of Directors in its meeting held on May 27, 2017 has recommended a dividend @ 30% i.e. ₹ 3 per Equity Share (on the face value of ₹ 10/- each) for the Financial Year 2016-17, subject to approval of shareholders in the forthcoming Annual General Meeting of Company.

➤ Dividend History for the last five years

Sr. No.	Financial Year	Total Paid up Capital in ₹	Rate of Dividend (%)
1	2015-16	296,00,83,210	25
2	2014-15	296,00,83,210	22
3	2013-14	296,00,83,210	20
4	2012-13	296,00,83,210	16
5	2011-12	294,97,35,710	15

d) Book Closure

AGM is on 25th September, 2017- The book closures dates of the Company are from 15th September, 2017 to 25th September, 2017 (both days inclusive) for the purpose of payment of dividend for the FY 2016-17

e) Pay- out Date for Payment of Final Dividend

The final dividend on equity shares, as recommended by the Board of Directors, if approved by the members at the forthcoming Annual General Meeting of the Company, shall be paid to those shareholders whose name appear in the Register of Members or in the list of beneficial holders provided by NSDL/ CDSL as per dates mentioned in AGM notice.

f) Unpaid/ Unclaimed Dividend

All the unpaid / unclaimed dividend upto the financial year 2008-09 have been transferred to Investor Education and Protection Fund (IEPF). No claims will lie against the Company or the Fund in respect of unclaimed amount so transferred.

The unclaimed dividend declared in respect of the financial year 2009-10 is due to be transferred to the Investor Education and Protection Fund.

As on 31st March 2017, the following dividend amount was remained unpaid:

Year	Type	Dividend Per Share (₹)	Date of Declaration	Amount (₹)
2009-10	Final	1.2	23rd September, 2010	6,78,897.40
2010-11	Final	1.5	28th September, 2011	11,61,973.00
2011-12	Final	1.5	21st September, 2012	14,59,959.00
2012-13	Final	1.6	19th August, 2013	14,01,077.20
2013-14	Final	2.0	26 th September, 2014	17,76,054.00
2014-15	Final	2.2	24 th September, 2015	24,43,514.00
2015-16	Final	2.5	28 th September, 2016	23,09,565.00

g) Transfer of Unclaimed Dividend to Investor Education and Protection Fund (IEPF)

Pursuant to provisions of Section 205(A)(5) of Companies Act, 1956, the declared dividend for FY 2008-09 amounting to ₹ 11,37,047/- and which remain unclaimed/unpaid for the period of seven years has been transferred by the Company to Investor Education and Protection Fund (IEPF), established by Central Government.

h) Listing on Stock Exchanges and stock codes

The Company's Shares are listed on following Stock Exchanges

Name of the Stock Exchange	Address	Stock Code	ISIN No.
National Stock Exchange of India Limited	Exchange Plaza, Plot no. C/1, G Block, Bandra-Kurla Complex, Bandra (E), Mumbai - 400051.	PTC EQ	INE877F01012
BSE Limited	Phiroze Jeejeebhoy Towers, Dalal Street, Mumbai - 400 001	532524	

i) Listing Fees

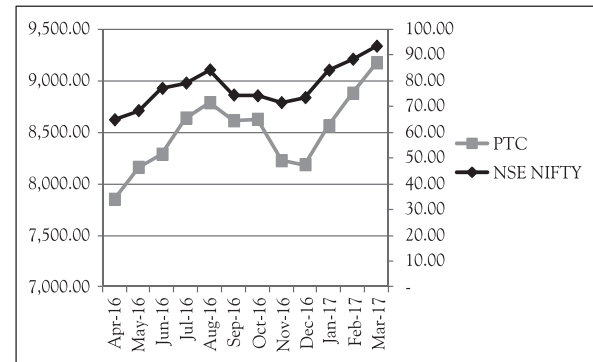
Annual Listing Fee for FY 2017-18 (as applicable) has been paid by the Company to both the Stock Exchanges. Further the Company has also paid the annual Custody Fee to National Securities Depository Limited (NSDL) and Central Depository Services Limited (CDSL).

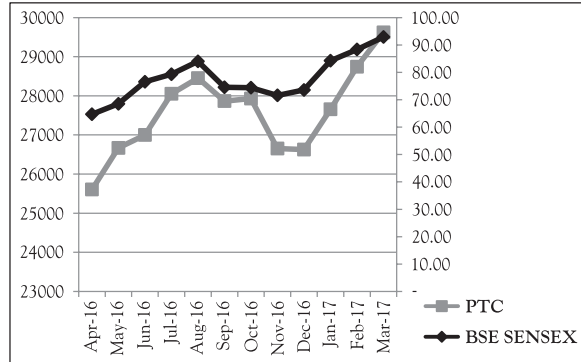
j) Market Price Data

The High/Low of the market price of the Company's equity shares traded on Bombay Stock Exchange and National Stock Exchange, during the financial year ended 31st March 2017 were as follows:

Month	BSE		NSE	
	High	Low	High	Low
April- 16	67.60	60.60	67.65	60.60
May -16	70.25	61.50	70.40	61.35
June -16	77.80	65.90	78.00	65.85
July -16	84.00	76.80	83.95	76.70
August -16	84.65	75.25	84.90	75.10
September -16	87.90	71.60	87.55	71.50
October -16	78.10	72.80	78.20	72.80
November -16	75.50	66.80	75.50	66.65
December -16	77.70	69.90	77.70	69.75
January -17	90.70	73.50	89.90	73.25
February -17	94.50	83.40	94.50	83.05
March -17	93.80	84.20	95.00	84.00

k) Performance in comparison to broad - based indices such as BSE sensex, CRISIL Index etc





l) Registrar & Share Transfer agent

M/s. MCS Share Transfer Agent Limited,
F-65, Okhla Industrial Area, Phase-I,
New Delhi-110020.

m) Share Transfer System

MCS Share Transfer Agent Limited is the Registrar and Share Transfer Agent for handling the share registry work relating to shares held in physical and electronic form at single point. The applications and request received by the Registrar and Share Transfer Agent for the transfer of shares held in physical form are processed and the share certificate for the same are sent to the transferee within the stipulated period. A summary of all the transfers, transmissions, deletion requests, etc. approved by the Stakeholders Relationship Committee is placed before the Board of Directors from time to time.

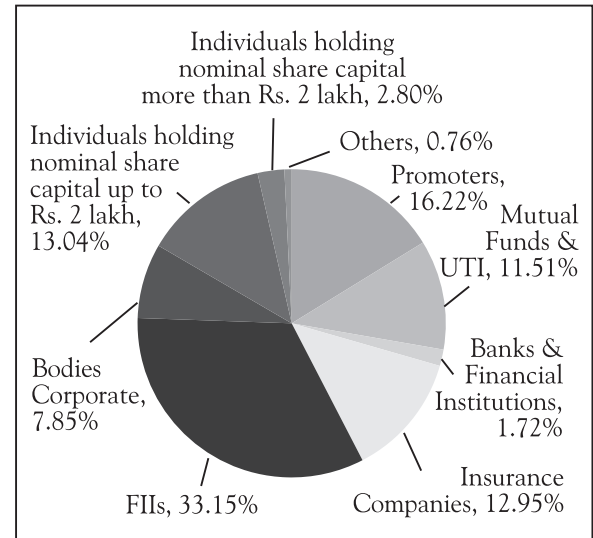
Further pursuant to regulation 40(9) of SEBI Listing Regulations, 2015 and clause 47(c) of erstwhile Listing Agreement with the Stock Exchanges, certificate on half yearly basis confirming the due compliance of share transfer formalities by the Company from Practicing Company Secretary have been submitted to Stock Exchanges within stipulated time.

n) Distribution of shareholding as on 31st March, 2017

➤ Distribution by Category

Description	No. of Cases	Total Shares	% of Equity
Promoters	4	4,80,00,000	16.22
Mutual Funds/ UTI	46	3,40,82,367	11.51
Financial Institutions/ Banks	21	50,81,296	1.72
Insurance Companies	10	3,83,25,009	12.95
Foreign Portfolio Investors	130	9,81,34,137	33.15
Bodies Corporates	1446	2,32,26,659	7.85
Individuals :-	144294	3,85,84,799	13.04
(1) Individuals holding nominal Share Capital upto ₹2 Lakh			
(2) Individuals holding nominal Share Capital more than ₹ 2 Lakh	97	82,92,561	2.80
Others:-			
(1) Trust & Foundations	16	56,452	0.02
(2) NRIs	1983	22,09,791	0.74
(3) NBFCs registered with RBI	7	15,250	0.00
Total	1,48,054	29,60,08,321	100

Graphical Representation of Shareholding Pattern of the company on the basis of distribution by category as on 31st March, 2017



➤ Distribution by size
As on 01.04.2017

Range of Equity Shares held	Folios	% of Shareholders	Total No. of Shares	% of Shares
1 - 500	133089	89.89%	16457369	5.56%
501 - 1000	8248	5.57%	6842611	2.31%
1001 - 2000	3545	2.39%	5455074	1.84%
2001 - 3000	1110	0.75%	2872581	0.97%
3001 - 4000	500	0.34%	1824261	0.62%
4001 - 5000	396	0.27%	1893251	0.64%
5001 - 10000	567	0.38%	4237075	1.43%
10001 - 50000	386	0.26%	8259695	2.79%
50001 - 100000	54	0.04%	3922118	1.33%
100001-Above	159	0.11%	244244286	82.51%
Total	148054	100%	296008321	100%

Nominal Value of each Share is ₹10/-

o) Dematerialization of shares

Company's Shares are available for dematerialization in both the depositories i.e. National Securities Depository Limited (NSDL) and Central Depository Services (India) Limited (CDSL).

Reconciliation of Share Capital Audit Report for the Quarter ended 31st March, 2017, confirming that the total issued/paid-up capital is in agreement with the total number of shares in physical form and the total number of dematerialized shares held with NSDL and CDSL as on 31st March, 2017, was obtained from Practicing Company Secretary and submitted to the Stock Exchanges with in stipulated time.

Number of Shares held in Dematerialized and physical mode as on 31st March, 2017:

Category	No. of Holders	No. of Shares	% of total Shares Issued
Physical	10808	10028495	3.39%
NSDL	94666	260023178	87.84%
CDSL	42580	25956648	8.77%
Total	148054	296008321	100%

p) Shares Liquidity

The trading volumes at the Stock Exchanges, during the financial year 2016-17, are given below:

Months	National Stock Exchange of India Limited	Bombay Stock Exchange Limited
	Number of Shares Traded	Number of Shares Traded
April, 2016	18267338	1971494
May, 2016	27634257	2840124
June, 2016	42245173	3944862
July, 2016	37734428	3630177
August, 2016	38209920	4072582
September, 2016	21517170	1873709
October, 2016	14687539	2533713
November, 2016	23623274	2176609
December, 2016	18693251	7892986
January, 2017	49053616	5607228
February, 2017	46756635	5382952
March, 2017	33965804	3035165

q) Outstanding ADRs/GDRs/ Warrants/ or any Convertible instruments, conversion date and likely impact on equity

Neither ADRs/GDRs/ Warrants/ nor any Convertible instruments has been issued by the Company.

r) Investor Correspondence

- Registered office Address :-
PTC India Limited,
2nd Floor, NBCC Towers, 15 Bhikaji Cama Place,
New Delhi-110066
- Company Secretary & Compliance Officer:-
Rajiv Maheshwari
PTC India Limited
2nd Floor, NBCC Towers, 15 Bhikaji Cama Place,
New Delhi-110066
E-mail:- rajivmaheshwari@ptcindia.com

s) Compliance Certificate from the Practicing Company Secretary

Certificate from the Practicing Company Secretary M/s Ashish Kapoor & Associates, confirming compliance with the conditions of Corporate Governance as stipulated under Regulation of the Listing Regulations, is annexed hereinafter. However, the current composition of Board is not in conformity of these regulations.

t) Corporate Identity Number

Corporate Identity Number (CIN) of the Company, allotted by the Ministry of Corporate Affairs, Government of India is L40105DL1999PLC099328.

10. DISCLOSURES

a) **Materially Significant Related Party Transactions**

Disclosure on materially significant related party transactions i.e. transactions of the company of material nature, with its Promoters, the Directors and the management, their relatives or subsidiaries, etc. that may have potential conflict with the interests of the Company at large.

None of the transactions with any of the related parties were in conflict with the interest of the Company. Transactions with the

related parties are set out in Notes on Accounts, forming part of the Annual Report.

All related party transactions are negotiated on arm's length basis and are intended to further the interests of the Company.

b) **Details of non-compliance by the Company, penalties and strictures imposed on the Company by the Stock Exchanges or SEBI or any statutory authority during last three years**

There have been no instances of non-compliances by the company and no penalties, strictures imposed on the company have been imposed by Stock Exchange or SEBI or any statutory authority, on any matter related to capital markets, during the last three years.

However, at present composition of Board is not in line with the SEBI regulations.

c) **Vigil Mechanism/Whistle Blower Policy**

The Company has formulated a Whistle Blower policy and affirms that no personnel has been denied access to the audit.

d) **Details of Compliance with Mandatory requirements and adoption of the Non – Mandatory Requirements**

All mandatory requirements of Listing Regulations have been appropriately complied with and the status of non – mandatory requirements is given below:

The Chairman of the Company is an Executive Chairman and hence the provisions for Non – Executive Chairman are not applicable. All other requirements of the Board during the year have been complied with. However, the current composition of Board is not in conformity of these regulations.

The Financial Statements are free from any Audit Qualifications.

e) **Policy on Material Subsidiary**

The Company has adopted a policy on material subsidiaries. The objective of this policy is to lay down criteria for identification and dealing with material subsidiaries and to formulate a governance framework for subsidiaries of the Company. The policy on Material Subsidiaries is available on the website of the Company i.e. www.ptcindia.com.

f) **Related Party Transaction Policy**

In line with requirement of the Companies Act, 2013 and Listing Regulations, your Company has formulated a Related Party Transaction Policy. This policy is also available at Company's website at http://www.ptcindia.com/statutory_information/Policy-on-materiality-of-Related-Party-Transactions-and-also-on-dealing-with-Related-Party-Transactions.pdf

The policy intends to ensure that proper reporting; approval and disclosure processes are in place for all transactions between the Company and related Parties. The policy specifically deals with the review and approval of Material Related Party transactions keeping in mind the potential or actual conflicts of interest that may arise because of entering into these transactions.

Pursuant to the provisions of the Companies Act, 2013 and Listing Regulations, a statement on all related party transactions is presented before the Audit Committee on a quarterly basis for its review.

g) **Disclosures of Commodity Price Risks and Commodity Hedging Activities- N/A**

11. NON-COMPLIANCE OF ANY REQUIREMENT OF CORPORATE GOVERNANCE REPORT WITH REASONS

The current composition of Board is not in conformity of these regulations. The Company has initiated the process for compliance.

12. DISCRETIONARY REQUIREMENTS

The status of discretionary requirements as per regulation 27(1) of SEBI Listing Regulations, 2015 is as follows:-

- A. **The Board:** The Company has an executive chairman on its Board.
- B. **Shareholder Rights:** The quarterly/half yearly/annual financial results of the Company are published in leading newspapers as mentioned under the heading "Means of Communication" of the Corporate Governance Report and also displayed on the website of the Company. The results are separately circulated to the shareholders.

- C. **Modified Opinion (s) in audit report :** The auditor has given unqualified report for the financial year ended 31st March, 2017
- D. **Separate post of Chairman and CEO :** The Company does not have separate persons to the post of Chairman and Managing Director & CEO
- E. **Reporting of Internal Auditor:** The Internal Auditor reports directly to the Audit Committee.
- x) Plant Locations or any manufacturing division
Company doesn't have any material plant or manufacturing division.

Disclosures with respect to demat suspense account/ unclaimed suspense account

S. No.	Particulars	No. of Shares
1	Aggregate number of Shareholders and the outstanding shares in the suspense account lying at beginning of the year	NIL
2	Number of Shareholders who approached issuer for transfer of shares from suspense account during the year	NIL
3	Number of shareholders to whom shares were transferred from suspense account during the year	NIL
4	Aggregate number of shareholders and the outstanding shares in the suspense account lying at the end of the year	NIL

The Voting Rights on these shares shall remain frozen till the rightful owner of such shares claims the share.

ACKNOWLEDGEMENT

Your Directors place on record their appreciation for employees at all levels, who have contributed to the growth and performance of your Company.

Your Directors also thank the Promoters, Govt. of India, Regulatory Authorities, Central Electricity Authority, clients, vendors, bankers, shareholders, employees and advisors of the Company for their continued support.

Your Directors also thank the Central and State Governments, and other statutory authorities for their continued support.

For and on behalf of the Board
PTC India Limited

Sd/-
(Deepak Amitabh)
Chairman & Managing Director

Place : New Delhi
Date : 10th August, 2017

CERTIFICATE ON CORPORATE GOVERNANCE

31.07.2017 CG/PTC/2017

To,
The Members of
PTC India Limited
2nd Floor, NBCC Tower,
15 Bikaji Cama Place
New Delhi-110066

I have examined the compliance of conditions of Corporate Governance by PTC India Limited ("the Company"), for the year ended on March 31, 2017, as stipulated in chapter IV of Securities and Exchange Board of India (Listing Obligations and Disclosure Requirements) Regulations 2015 (hereinafter referred as "Listing Regulations"), pursuant to the listing agreement of the said company with stock exchanges.

The compliance of conditions of Corporate Governance is the responsibility of the Management. My examination was limited to the procedures and implementation thereof, adopted by the Company for ensuring compliance with the conditions of the Corporate Governance. It is neither an audit nor an expression of opinion on the financial statements of the Company.

In my opinion and to the best of our information and according to the explanations given to me, I certify that the Company has complied with the conditions of Corporate Governance as stipulated in the Listing Regulations, pursuant to listing agreement of the said company with stock exchanges, subject to the following observation:

1. *Compliance conditions of Regulation 17(1)(b) of Securities and Exchange Board of India (Listing Obligations and Disclosure Requirements) Regulations 2015 w.r.t appointment of requisite No. of Independent Directors on the Board of the Company has not been complied by the Company for the period ended March 31, 2017. The Board of Directors of the Company is not duly constituted in terms of Regulation 17(1)(b) of the Securities and Exchange Board of India (Listing Obligations and Disclosure Requirements) Regulations 2015 i.e. since Chairman of the Company is executive, at least half of the Board of Directors should comprise of Independent Directors.*

However, the Company was compliant in terms of provisions under section 149(4) of the Companies Act, 2013 ("Act") as out of 15 Board of Directors there were 6 Independent Directors on the Board of the Company. The Changes in the composition of the Board of Directors that took place during the period under review was carried out in compliance with the provisions of the Act.

I further state that such compliance is neither an assurance as to the future viability of the Company nor the efficiency or effectiveness with which the Management has conducted the affairs of the Company.

For Ashish Kapoor & Associates
Company Secretaries
Unique Code Number: S2007DE093800

New Delhi

Sd/-
Ashish Kapoor
Proprietor
C.P. No.: 7504

CEO & CFO Certificate

- A. We have reviewed financial statements and the cash flow statement for the year ended March 31, 2017 and that to the best of our knowledge and belief:
- (1) These statements do not contain any materially untrue statement or omit any material fact or contain statements that might be misleading;
 - (2) These statements together present a true and fair view of the Company's affairs and are in compliance with existing accounting standards, applicable laws and regulations.
- B. There are, to the best of our knowledge and belief, no transactions entered into by the Company during the year which are fraudulent, illegal or violative of the Company's code of conduct.
- C. We accept responsibility for establishing and maintaining internal controls for financial reporting and that we have evaluated the effectiveness of internal control systems of the Company pertaining to financial reporting and we have disclosed to the auditors and the audit committee, deficiencies in the design or operation of such internal controls, if any, of which we are aware and the steps we have taken or propose to take to rectify these deficiencies.
- D. We have indicated to the auditors and the Audit committee
- (1) significant changes in internal control over financial reporting during the year;
 - (2) significant changes in accounting policies during the year and that the same have been disclosed in the notes to the financial statements; and
 - (3) instances of significant fraud of which we have become aware and the involvement therein, if any, of the management or an employee having a significant role in the Company's internal control system over financial reporting.

Sd/-
CFO

Sd/-
CEO

Place: New Delhi
Dated: 27th May, 2017

DIVIDEND DISTRIBUTION POLICY

Dividend Policy for PTC

1. Objectives & Scope

This Dividend Distribution Policy (hereafter referred as "Policy") lays down a broad framework which will act as the set of guiding principles for the purpose of recommending or declaring any dividend during or for any financial year by the Company.

The Policy aims at balancing the twin objectives of the growth of the Company and Shareholders' value.

Through this Policy, the Company endeavours to bring a fair, transparent and consistent approach to its dividend pay-out plans. The Policy has been framed broadly in line with the provisions of the Companies Act, 2013 and also taking into consideration guidelines issued by SEBI/ RBI/and other regulations, to the extent applicable.

The Policy is a general declaration of intention and the actual declaration of dividend will require corporate action at the time a decision is taken, depending on the precise circumstances at that point of time.

In addition, payment of any such dividend will be subject to any restriction under applicable laws and regulation, the Articles of Association, available cash flows, dividend flows from subsidiaries and PTC Group's capital requirements.

The Policy, however, is not an alternative to the decision of the Board for recommending dividend, which is made every year after taking into consideration all relevant circumstances enumerated hereunder or other factors as may be considered by the Board of Directors from time to time.

2. Definitions

2.1 "Act" shall mean the Companies Act, 2013 including the Rules made thereunder, as amended from time to time.

2.2 "Applicable Laws" shall mean the Companies Act, 2013 and Rules made thereunder, the Securities and Exchange Board of India (Listing Obligations and Disclosure Requirements) Regulations, 2015; as amended from time to time and such other Acts, rules or regulations which provide for the distribution of dividend.

2.3 "Company" shall mean PTC India Limited

2.4 "Board" or "Board of Directors" shall mean Board of Directors of the Company.

2.5 "Dividend" shall mean Dividend as defined under Companies Act, 2013 and shall include interim dividend.

2.6 "Policy" or "this Policy" shall mean the Dividend Distribution Policy.

2.7 "SEBI Regulations" shall mean the Securities and Exchange Board of India (Listing Obligations and Disclosure Requirements) Regulations, 2015 together with the circulars issued thereunder, including any statutory modification(s) or re-enactment(s) thereof for the time being in force.

3. Relevant Statutory Provisions of the Companies Act, 2013 and Companies (Declaration and Payment of Dividend) Rules 2014 relating to Dividend

3.1 "Dividend" includes any interim dividend;

3.2 Dividend shall be declared or paid by company for any financial year:

- i) Out of the current year profit after providing depreciation.

- ii) Out of the previous years profit remaining undistributed and after providing for depreciation.

- iii) Out of both the above.

3.3 No Dividend shall be declared or paid by company from its reserves other than free reserves.

3.4 The Company may, before the declaration of any dividend in any financial year, transfer such percentage of its profits for that financial year as it may consider appropriate to the reserves of the company.

3.5 Company shall declare dividend after carried over previous losses and depreciation not provided, if any, in previous year or years are set off against profit of the company for the current year.

3.6 In case of losses or inadequate profits in any financial year, the Company can declare dividend out of the profits earned by it in previous years and transferred to the reserves subject to the following conditions:-

- i. The rate of dividend declared shall not exceed the average of the rates at which dividend was declared by it in the three years immediately preceding that year:

Provided that the above condition shall not apply in case the Company has not declared any dividend in each of the three preceding financial year.

- ii. The total amount to be drawn from such accumulated profits shall not exceed one-tenth of the sum of its paid-up share capital and free reserves as appearing in the latest audited financial statement.

- iii. The amount so drawn shall first be utilised to set off the losses incurred in the financial year in which dividend is declared before any dividend in respect of equity shares is declared.

- iv. The balance of reserves after such withdrawal shall not fall below fifteen per cent of company's paid up share capital as appearing in the latest audited financial statement.

4. Circumstances under which the shareholders may or may not expect dividend.

The decision regarding dividend pay-out is a crucial decision as it determines the amount of profit to be distributed among shareholders of the Company and the amount of profit to be retained in business.

The Board will consider the factors mentioned under Clause 5 below and before determination of any dividend payout analyse the prospective opportunities and threats, viability of the option of dividend payout or retention etc. If the Board proposes that it is financially prudent not to recommend dividend, it may recommend no dividend, in that case, reason(s) thereof and information on utilization of the undistributed profit, if any, shall be disclosed to the shareholders in the Annual Report of the Company.

5. Parameters for declaration of Dividend

The Board of Directors will consider the following parameters for determining the quantum of dividend:

5.1 Financial Parameters

- Net profit after tax;
- Working Capital requirements;

- Capital expenditure requirements and alternative use of cash;
- Outstanding borrowings
- Available cash and cash flow requirement to meet any unforeseen events & contingencies/ group's capital requirements
- Dividend received by the company.
- Net worth of the company
- Dividend yield
- Dividend payout ratio.
- In case the dividend is paid out of the reserves, the balance of reserves after such withdrawal shall not fall below 25% of company's paid up share capital as appearing in the latest audited financial statement.

5.2 Developments in internal and external environment.

- Opportunities available for growth/expansion/ modernisation
- Past Dividend Trends
- Expectations of shareholders
- Prudential requirements
- Capital Markets
- Industry Conditions
- Customers and suppliers concentration and their financial health
- Market Capitalization
- Statutory Provisions and Guidelines;
- Policies of the Government (centre and state)
- Dividend Pay-out ratios of companies in same industries i.e. Peer Group Comparison
- Economic Environment

Any other factor as the Board may deem fit

6. Utilization of retained earnings

PTC is engaged in trading activities which include long term trading of power generated from large power projects as well as short term trading arising as a result of supply and demand mismatches. The Board may retain its earnings in order to make better use of the available funds and increase the value of the stakeholders in the long run. The profit being retained in the business shall be continued to be deployed in its operations, expansion plans, investment plans etc. The company stands committed to deliver sustainable value to all its stakeholders.

7. Provision with regard to various classes of shares

The holders of the equity shares of the Company, as on the record date, will be entitled to receive dividends. Since the Company has issued only

one class of equity shares with equal voting rights, all the members of the Company shall be entitled to receive the same amount of dividend per share. The Policy shall be suitably revisited at the time of issue of any new class of shares depending upon the nature and guidelines thereof.

8. Timing of Dividend

8.1 Interim dividends, as and when decided by the Board, will be declared after considering the interim financial statements for the period for which interim dividends are declared along with factors mentioned in clause 4 & 5 above. Interim financial statements will be prepared considering working expenses, depreciation and anticipated losses, if any, for the full year.

8.2 Final dividends as and when approved at the Annual General Meeting (AGM) of the shareholders will be based on the recommendations of the Board based on review of audited financial statements for the year, factors mentioned in clause 4 & 5 above and considering interim dividend, if any, declared during the year.

8.3 In case no final dividend is declared, interim dividend, if any, will be regarded as final dividend in AGM.

9. Exclusions

This policy shall not cover the following

- Capitalizing of profits by way of bonus issue of fully or partly paid up securities
- Declaration of dividend on preference shares (as and when issued), since the same will be governed by terms of issue of such shares
- Buyback of shares

10. Amendment(s):

- The Board will change/amend this Policy from time to time at its sole discretion and/or pursuant to any amendments made in the Companies Act, 2013 or any other Statutory Regulations.
- In case of any clarification(s), circular(s) etc. issued by the relevant authorities, not being inconsistent with the provisions laid down under this Policy, then this Policy shall be read along with such clarification(s), circular(s) so issued, from the effective date as laid down under such clarification(s), circular(s) etc. In case of any conflict in the Policy and regulatory provisions then regulatory provisions shall prevail.

11. Disclosures:

The Company shall disclose this Policy in its Annual Reports & website.

EFFECTIVE DATE The Policy shall become effective from the date of its adoption by the Board.

BUSINESS RESPONSIBILITY REPORT

SECTION A: GENERAL INFORMATION ABOUT THE COMPANY

S. No.	Particulars	Details		
1.	Corporate Identification Number (CIN) of the Company:	L40105DL1999PLC099328		
2.	Name of the Company:	PTC India Limited ("the Company")		
3.	Registered Address :	2 nd Floor, NBCC Tower, 15 Bikaji Cama Place New Delhi - 110066		
4.	Website:	www.ptcindia.com		
5.	Email Id. :	info@ptcindia.com		
6.	Financial Year Reported :	2016-17		
7.	Sector that the Company is engaged in (industrial Activity code wise):	Trading of Electricity		
8.	List three key products/services that the Company manufactures/ provides (as in balance sheet) :	Sale of electricity 13734.66 (₹ Crores)		
9.	Total number of locations where business activity is undertaken by the Company			
	Number of International Locations(<i>Provide details of major 5</i>)	1. Bangladesh 2. Nepal 3. Bhutan		
	Number of National Locations:	1. Uttarakhand 2. Kerala 3. UP 4. Tamil Nadu 5. Other major states (details at www.ptcindia.com)		
10	Markets served by the Company			
	Local	State	National	International
	√	√	√	√

SECTION B: FINANCIAL DETAILS OF THE COMPANY

1.	Paid up Capital (INR) :	₹ 2,960,083,210
2.	Total Turnover (INR) :	14074.83 crore
3.	Total profit after taxes (INR) :	290.87 crore
4.	Other Total Comprehensive Income :	270.02 crore

5. Total Spending on Corporate Social Responsibility (CSR) as percentage of profit after tax (%):

As a responsible corporate citizen, the Company is committed to ensuring its contribution to the welfare of the communities in the society where it operates through its various CSR Initiatives. During FY 2016-17, the Company has spent ₹ 1.14 Crores towards CSR activities.

6. List of activities in which expenditure in 4 above has been incurred:-

List of CSR activities is detailed in the Report on CSR Activities attached to the Board's Report.

- Preventive Health care & Sanitation in 2/3rd area of Bhikaji Cama Place.

- Skill Development & Women Empowerment Project on "Promotion of education, Gender Equality and Women's Empowerment"

SECTION C: OTHER DETAILS

1. Does the Company have any Subsidiary Company/ Companies :

The Company has two subsidiaries, namely PTC India Financial Services Limited (PFS) and PTC Energy Limited (PEL).

2. Do the Subsidiary Company/Companies participate in the BR Initiatives of the parent company? If yes, then indicate the number of such subsidiary company(s):

Your company is in the process of preparing a roadmap in conjunction with its two other group companies for spending the CSR amount of 2016-17.

3. Do any other entity/entities (e.g. suppliers, distributors etc.) that the Company does business with participate in the BR initiatives of the Company? If yes, then indicate the percentage of such entity/entities? [Less than 30%, 30-60%, More than 60%]:

No other entity / entities participate in the BR initiatives of the Company.

SECTION D: BR INFORMATION

1. Details of Director/Directors responsible for BR

Details of the Director/Directors responsible for implementation of the BR policy/policies :

DIN	01853255
Name	Shri Arun Kumar
Designation	Director (Fin.)

Details of the BR head

No.	Particulars	Details
1.	DIN Number (if applicable)	NA
2.	Name	Ms. Sneha Daheria
3.	Designation	AVP
4.	Telephone Number	011-41659500
5.	E mail ID	Sneh.daheriya@ptcindia.com

2. Principle-wise BR Policy/policies - As per National Voluntary Guidelines (NVGs)

The nine principles as per BRR are as given below:

P 1: Business should conduct and govern themselves with Ethics, Transparency and Accountability.

P 2: Business should provide goods and services that are safe and contribute to sustainability throughout their life cycle.

P 3: Business should promote the well- being of all employees

P 4: Business should respect the interest of and be responsive towards all stakeholders, especially those who are disadvantaged, vulnerable and marginalised.

P 5: Business should respect and promote human rights.

P 6: Business should respect, protect and make efforts to restore the environment.

P 7: Business, when engaged in influencing public and regulatory policy, should do so in a responsible manner.

P 8: Business should support inclusive growth and equitable development.

P 9: Business should engage with and provide value to their customers and consumers in a responsible manner.

(a) Details of compliance (Reply in Y/N)

S. No.	Questions	P1	P2	P3	P4	P5	P6	P7	P8	P9
1	Do you have a policy for...	Y	Y	Y	Y	Y	Y	Y	Y	Y
2	Has the policy being formulated in consultation with the relevant stakeholders	Y	Y	Y	Y	Y	Y	Y	Y	Y
3	Does the policy conform to any national / international standards? if yes specify	Y	Y	Y	Y	Y	Y	Y	Y	Y
4	Has the policy being approved by the Board? If yes, has it been signed by MD / Owner / CEO/ appropriate Board Director?	Y	Y	Y	Y	Y	Y	Y	Y	Y
5	Does the Company have a specified committee of the Board / Director / official to oversee the implementation of the policy?	Y	Y	Y	Y	Y	Y	Y	Y	Y
6	Indicate the link for the policy to be viewed online?	Y	Internal	Y	Y	Y	Y	Y	Y	Y
7	Has the policy been formally communicated to all the relevant internal and external stakeholders?	Y	Y	Y	Y	Y	Y	Y	Y	Y
8.	Does the Company have in house structure to implement the policy/ policies	Y	Y	Y	Y	Y	Y	Y	Y	Y
9.	Does the company have a grievance redressal mechanism related to the policy / policies to address stakeholders' grievances related to the policy/ policies	Y	Y	Y	Y	Y	Y	Y	Y	Y
10.	Has the company carried out independent audit / evaluation of the working of this policy by an internal or external agency?	Y	Y	Y	Y	Y	Y	Y	Y	Y

*Refer to whistle blower policy and code of conduct and Ethics.

** Nomination and Remuneration Policy and HR Policy.

#Refer to CSR Policy.

Refer Risk Management Policy.

(b). If answer to S.No.1 against any principle is “No”, please explain why: (Tick Upto 2 Options)- NA

S. No.	Questions	P1	P2	P3	P4	P5	P6	P7	P8	P9
1	The Company has not understood the Principles	-	-	-	-	-	-	-	-	-
2	The Company is not at a stage where it finds itself in a position to formulate and implement the policies on specified principles	-	-	-	-	-	-	-	-	-
3	The Company does not have financial or manpower resources available for the task	-	-	-	-	-	-	-	-	-
4	It is planned to be done within next 6 months	-	-	-	-	-	-	-	-	-
5	It is planned to be done within next 1 Year	-	-	-	-	-	-	-	-	-
6.	Any other reason (please specify)	-	-	-	-	-	-	-	-	-

3. Governance related to BR

a) Indicate the frequency with which the Board of Directors, Committee of the Board or CEO to assess the BR performance of the Company. Within 3 months, 3-6 months, Annually, More than 1 year

The Company is coming out with its first BR Report this Financial Year. The Board of Directors will assess the BR performance of the Company annually henceforth.

b) Does the Company publish a BR or a Sustainability Report? What is the hyperlink for viewing this report? How frequently it is published?

The Company has published its first BR Report for this Financial Year 2016-17 and the same can be accessed at website as part of annual report.

SECTION E: PRINCIPLE-WISE PERFORMANCE

Principle 1: Ethics, Transparency and Accountability

1. Does the policy relating to ethics, bribery and corruption cover only the company? Yes/ No. Does it extend to the Group/Joint Ventures/ Suppliers/Contractors/NGOs /Others?

The Company believes in the conduct of the affairs of its constituents in a fair and transparent manner by adopting highest standards of professionalism, honesty, integrity and ethical behavior. In addition to that the Company has established a mechanism under its Whistle Blower Policy for employees to report to the management the instances of unethical behavior, actual or suspected, fraud or violation of the Company’s code of conduct or ethics policy. The policy has been framed to enforce controls so as to provide a system of detection, reporting, prevention and appropriate dealing of issues relating to fraud, unethical behavior etc. The policy provides for adequate safeguards against victimization of director(s) / employee(s) who avail of the mechanism and also provides for direct access to the Chairman of the Audit Committee in exceptional cases.

2. How many stakeholder complaints have been received in the past financial year and what percentage was satisfactorily resolved by the management? If so, provide details thereof, in about 50 words or so.

No complaint was received under Whistle Blower Policy. All the anonymous Complaints received during the financial year were dealt with by the competent authorities.

Principle 2: Safety and Sustainability Of Goods and Services

1. List up to 3 of your products or services whose design has incorporated social or environmental concerns, risks and/or opportunities.

The Company is into the business of trading of electricity. To substantiate execution excellence with quality, safety & environmental care for the benefit of business and key stakeholders including customers, Company’s distribution projects received IMS certification. Additionally, various

initiatives like safety audits, Club Energy, Demand side management programs, Be Green create awareness to customers on energy efficiency & its conservation, safety, carbon footprint etc.

2. For each such product, provide the following details in respect of resource use (energy, water, raw material etc.) per unit of product(optional):

a) Reduction during sourcing/production/ distribution achieved since the previous year throughout the value chain?

b) Reduction during usage by consumers (energy, water) has been achieved since the previous year?

Note: - Company deals in trading of electricity

3. Does the company have procedures in place for sustainable sourcing (including transportation)?

a) If yes, what percentage of your inputs was sourced sustainably? Also, provide details thereof, in about 50 words or so

The Company since its inception providing power trading services, in India and neighboring countries which includes Nepal, Bhutan and Bangladesh on a sustained basis through purchase from surplus utilities and sales to deficit State Distribution Utilities (DISCOMS) at an economical price, providing best value to both the buyers and sellers and ensuring that the resources are utilized optimally. To promote sustainable sourcing, Company has built the sustainability concern into its processes for vendor/supplier development and procurement management.

4. Has the company taken any steps to procure goods and services from local & small producers, including communities surrounding their place of work?

a) If yes, what steps have been taken to improve their capacity and capability of local and small vendors?

Note: - Company deals in trading of electricity

5. Does the company have a mechanism to recycle products and waste? If yes what is the percentage of recycling of products and waste (separately as <5%, 5-10%, >10%). Also, provide details thereof, in about 50 words or so.

Note: - Company deals in trading of electricity

Principle 3 : Well Being Of All Employees :

1. Please indicate the Total number of employees. 102 (Permanent)

2. Please indicate the Total number of employees hired on temporary/ contractual/casual basis. (46)

3. Please indicate the Number of permanent women employees. 13 (included in Sr. No.1 above)

4. Please indicate the Number of permanent employees with disabilities. (Nil)

5. Do you have an employee association that is recognized by management. (PTC Employee Welfare Association: It's an informal association mainly for organizing employee get-togethers, lunch facilities etc.)
6. What percentage of your permanent employees is members of this recognized employee association? (All – 100%)
7. Please indicate the Number of complaints relating to child labour, forced labour, involuntary labour, sexual harassment in the last financial year and pending, as on the end of the financial year.

No.	Category	No of complaints filed during the financial year	No of complaints pending as on end of the financial year
1	Child labour/forced labour/involuntary labour	N/A NIL	N/A NIL
2	Sexual harassment	NIL	NIL
3	Discriminatory employment	NIL	NIL

8. What percentage of your under mentioned employees were given safety & skill up-gradation training in the last year?
 - a. Permanent Employees 52/102 = 51%
 - b. Permanent Women Employees 7/13 = 54%
 - c. Casual/Temporary/Contractual Employees 5/46 = 11%
 - d. Employees with Disabilities N/A

Principle 4: Protection Of Stakeholders' Interest:

1. Has the company mapped its internal and external stakeholders? Yes/No
 Yes, Stakeholders of the company has been mapped through a formal process of consultation at all operations. The Company's key stakeholders include employees, suppliers, customers, business partners, regulatory agencies and local communities around its sites of operations.
 Further, the Company also worked in close association with key stakeholders in implementing business of supply licensee (introduced in draft Amendment to Electricity Act 2003) in India and undertook pilot study for TPDDL (Delhi) and PSPCL (Punjab). PTC successfully concluded national level final workshop on carriage and content separation in coordination with British High Commission. The company is focused towards the quality services to its customers. For taking customers' feedbacks, company rolled out a customer satisfaction survey for all the customers and followed up with customer interaction meet.
2. Out of the above, has the company identified the disadvantaged, vulnerable & marginalized stakeholders?
 Yes, the Company has identified the disadvantaged, vulnerable and the marginalized sections within the local communities around its sites of operations which are broadly divided into two categories viz. Internal Stakeholders (Employees – Persons with Disabilities (PWD) / SC/ ST/ Women) and External Stakeholders {Project Affected Persons / Families (PAPs / PAFs) : Widow women headed families, SC/ST/ Persons with Disabilities (PWD)}.
3. Are there any special initiatives taken by the company to engage with the disadvantaged, vulnerable and marginalized stakeholders. If so, provide details thereof, in about 50 words or so.
 The Company through its CSR programmes and projects has taken special initiatives in order to engage with the disadvantaged, vulnerable and marginalized stakeholders which are aimed at serving the needy,

deserving, socio economically backward and disadvantaged communities aimed at improving the quality of their lives. We have taken following initiatives with significant outlays in healthcare, education, sanitation and in providing livelihood opportunities:-

- **Women Empowerment through Skill Development** is being carried out through ULLHAS Foundation in Ratlam District, Madhya Pradesh for socially and economically weaker sections of society. The main aim is to provide employment oriented skill training by developing/up-grading skills through the application of Modern Techniques leading to improvement in the quality of services and products manufactured thereby enhancing income generation of the trainees.
- **Skill Development Training Program** on "Promotion of Education, Gender Equality and Women's Empowerment" in and around village Basai, Gurgaon for females of EWS of Society is being carried out through "Vidya Roshan Charitable Trust". The purpose is to create awareness on mother- child health care(MCH), reproductive child healthcare(RCH), communication skills, anger & stress management, personality development, education and life skills by conducting workshops, meetings & health checkups through mobilisers and experts, which will uplift the social status of females throughout their lives.

Principle 5 : Respecting and Promoting Human Rights

1. Does the policy of the company on human rights cover only the company or extend to the Group/Joint Ventures/Suppliers/Contractors/NGOs/Others?

Company believes in protecting the human rights of our people, recognizing their need for respect and dignity. We are committed to fair employment practices and freedom of expression, supported by a strong, company-wide value system. We provide every avenue to our workforce for voicing their opinion. We ensure that all our practices are aligned with our Human Rights Policy.

During the year, the Company has given thrust to an organizational development programme and has been developing systems and processes that maximize human potential. Your Company has developed a KRA/ KPI based Performance Management System to link and measure individual performance with the organizational performance score card during the year. Your Company continuously invests in attraction, retention and development of talent on an ongoing basis. Your Company's thrust is on the promotion of talent internally through job rotation and job enlargement. Strong governance processes and stringent risk management policies are adhered to, in order to safeguard our stakeholders' interest.

Subsidiary companies are also covered in these programmes / plans.

2. How many stakeholder complaints have been received in the past financial year and what percent was satisfactorily resolved by the management?

NIL

However details of shareholders' complaints are given under Corporate Governance Report.

Principle 6 : Respecting and Protecting the Environment

1. Does the policy related to Principle 6 cover only the company or extends to the Group/Joint Ventures/Suppliers/Contractors/NGOs/others.

The Company has adopted plans to protect Environment as these aspects are integral to the Company's business at operating locations. All subsidiaries, joint ventures, suppliers and contractors are required to abide by the Company's Environment Plans and work procedures at PTC India.

2. Does the company have strategies/ initiatives to address global environmental issues such as climate change, global warming, etc? Y/N. If yes, please give hyperlink for webpage etc.

Yes. Considering the seriousness of the environment related issues, the Company have projects employing clean and environment-friendly technology. The company has been selected as a trading partner and has signed MOUs/PPAs for trading of 1049.9 MW of wind power capacity under MNRE/SECI scheme. The company has also entered into a MoU with Solar Energy Corporation of India (SECI) on 9th October'15 for sale and purchase of power generated from 3000 MW solar projects for onward sale on long term basis, for full term of 25 years. PTC is also supporting SECI in managing the operational and commercial aspects of solar energy being traded through SECI under JNNSM Phase-I. The total volume facilitated for SECI was 973 MUs in FY16.

Company has also signed an MOU with Madhya Pradesh New & Renewable Energy Department (MPNRED) for joint development of 500 MW solar projects in Madhya Pradesh. Further, another MOU has been signed between PTC and MPNRED for development and sale of wind power. Under this MoU, MPNRED shall facilitate in development of Wind Power Project(s) in the state of Madhya Pradesh selected through tariff based competitive bidding and the power generated shall be marketed and procured by PTC for onward inter-state sale to various state utilities and/ or Open Access consumers.

Company has signed an MOU with South Delhi Municipal Corporation (SDMC) to jointly set-up a 2.5 MW ground-mounted Solar PV project on Build, Own and Operate basis at Ferozpur (Haryana). The power from the proposed project shall be sold to large reputed corporate houses on long-term third party sale basis. Company has received empanelment with MNRE as a highest rated channel partner for rooftop solar and small solar project scheme. CRISIL has awarded highest MNRE GRADE SP 1A to the company indicating the company has 'Highest Performance Capability and Highest Financial Strength' to undertake projects in Solar PV technology.

3. Does the company identify and assess potential environmental risks? Y/N

Yes, the Company has developed and implemented a risk management framework that includes the identification, assessment, and management of environmental and social concerns at both organizational and project level which in the opinion of the Board may threaten the existence of the Company. The Company have Risk Matrix tool which is duly providing guidance on risk related issues.

4. Does the company have any project related to Clean Development Mechanism? If so, provide details thereof, in about 50 words or so. Also, if Yes, whether any environmental compliance report is filed?

NA

5. Has the company undertaken any other initiatives on – clean technology, energy efficiency, renewable energy , etc. Y/N. If yes, please give hyperlink for web page etc.

The Company has always been conscious of the need for conservation of energy and has been sensitive in making progress towards this end. Various initiatives undertaken by the company in the field of renewable energy have been discussed in the point 2 above.

In the area of Energy efficiency, the company completed energy audits for SEEPZ SEZ, Mumbai and SVPI Airport, Ahmedabad. CRISIL, a BEE empaneled rating agency, has assigned CRISIL-BEE Grade 2 to the company. This rating accredits "HIGH" ability to PTC for carrying out energy efficiency projects and audits. PTC signed an MOU with Uttarakhand Renewable Energy Development Agency for implementation of Energy Conservation Measures in the identified Government Buildings and mutual support in various other upcoming energy efficiency

opportunities in Uttarakhand. EESL awarded a contract to PTC for conducting detailed Energy Audit at Swaraj Engines Limited, Mohali. PTC is also conducting Energy Auditing of 9 agriculture feeders and 8 industrial feeders in Haryana for EESL. Your company is also conducting Energy Audit of 138 Railway stations in the states of Delhi, Haryana, Punjab, Jammu & Kashmir, Rajasthan, Karnataka, Andhra Pradesh and Chandigarh. PTC has also been awarded a contract by a pharmaceutical company, for conducting Energy Audit-cum-open access feasibility consultancy study for their plant. Further, the company has an MOU with Bureau of Energy Efficiency under Energy Efficiency Financing Platform which primarily focuses on promotion of Energy Efficiency and enhancing investment in the Energy Efficiency sector.

6. Are the Emissions/Waste generated by the company within the permissible limits given by CPCB/SPCB for the financial year being reported?

NA

7. Number of show cause/ legal notices received from CPCB/SPCB which are pending (i.e. not resolved to satisfaction) as on end of Financial Year.

NA

Principle 7: Public and Regulatory Policy

1. Is your company a member of any trade and chamber or association? If Yes, Name only those major ones that your business deals with:

Yes, the Company is a member of the following key association:

- Association of Power Producers
- FICCI
- TERI-BCSD
- ASSOCHAM

2. Have you advocated/lobbied through above associations for the advancement or improvement of public good? Yes/No; if yes specify the broad areas (drop box: Governance and Administration, Economic Reforms, Inclusive Development Policies, Energy security, Water, Food Security, Sustainable Business Principles, Others)

PTC has been advocating through the industry associations as well as on its own for the development to the power market, renewable energy development, energy security and cross border trading of electricity to the policy makers and regulatory bodies.

Principle 8: Inclusive Growth and Equitable Development

1. Does the company have specified programmes/initiatives/projects in pursuit of the policy related to Principle 8? If yes details thereof.

As a Power Trading Company, we touch millions of lives every day and understand that real success is the result of inclusive development of the involved entities and stakeholders. We support the principles of inclusive growth and equitable development through corporate social responsibility initiatives as well as through our core business.

The company through its Corporate Social Responsibility initiatives has undertaken various activities for the sustainable development of communities around the sites of operations during the period. The CSR activities of the Company are intended to promote inclusive growth and development and are focused on the following area:

- Sanitation/cleanliness;
- Skill development with a focus on the under-privileged strata of society
- Promoting Gender equality, empowering women
- Environmental sustainability

2. Are the programmes/projects undertaken through in-house team/ own foundation/external NGO/government structures/any other organization?

The CSR activities of the Company are undertaken through In- house team and its foundation namely PTC Foundation.

3. Have you done any impact assessment of your initiative?

Yes. Regular impact assessment studies are carried out by the foundation to evaluate its various on-going programs and to analyze the quantum of transformation the program are able to make on the lives of the communities. Also regular monthly, quarterly and yearly reviews of the programs are carried out by the different levels of management to continually improve the program implementation and outcomes.

4. What is your company's direct contribution to community development projects- Amount in INR and the details of the projects undertaken?

As explained in CSR section

5. Have you taken steps to ensure that this community development initiative is successfully adopted by the community? Please explain in 50 words, or so.

Yes. Community participation is encouraged at all stages of our community development / CSR initiatives, including program planning, monitoring, implementation and assessment / evaluation.

Base line studies and assessment surveys are carried out before taking CSR initiatives. Our teams also work closely with local people to ensure that the initiatives are well received and adopted by the Community. These initiatives foster ownership amongst the local communities. The impact of our interventions is monitored regularly for bringing about further improvements.

Principle 9: Engaging and Enriching Customer Value :

1. What percentage of customer complaints/consumer cases are pending as on the end of financial year.

NA

2. Does the company display product information on the product label, over and above what is mandated as per local laws? Yes/ No/N.A. /Remarks(additional information)

NA

3. Is there any case filed by any stakeholder against the company regarding unfair trade practices, irresponsible advertising and/or anti-competitive behaviour during the last five years and pending as on end of financial year. If so, provide details thereof, in about 50 words or so.

No

4. Did your company carry out any consumer survey/ consumer satisfaction trends?

The company is focused towards the quality services to its customers. For taking customers feedbacks, company rolled out a customer satisfaction survey for all the customers and followed up with customer interaction meets.

Place New Delhi
Date: 10th August, 2017

Sd/
(Deepak Amitabh)
Chairman & Managing Director
(DIN : 01061535)

INDEPENDENT AUDITOR'S REPORT

To The Members of PTC India Limited

Report on the Standalone Ind AS Financial Statements

We have audited the accompanying Standalone Ind AS financial statements of PTC INDIA LIMITED ("the Company"), which comprise the Balance Sheet as at March 31, 2017, the Statement of Profit and Loss (including other comprehensive income), Cash Flow Statement and the Statement of Changes in Equity for the year then ended, and a summary of significant accounting policies and other explanatory information (hereinafter referred to as 'Standalone Ind AS financial statements').

Management's Responsibility for the Standalone Ind AS financial statements

The Company's Board of Directors is responsible for the matters stated in Section 134(5) of the Companies Act, 2013 ("the Act") with respect to the preparation of these Standalone Ind AS financial statements that give a true and fair view of the financial position, financial performance including other comprehensive income, cash flows and changes in equity of the Company in accordance with the accounting principles generally accepted in India, including the Indian Accounting Standards (Ind AS) specified under Section 133 of the Act, read with relevant rules issued thereunder. This responsibility also includes maintenance of adequate accounting records in accordance with the provisions of the Act for safeguarding the assets of the Company and for preventing and detecting frauds and other irregularities; selection and application of appropriate accounting policies; making judgments and estimates that are reasonable and prudent; and design, implementation and maintenance of adequate internal financial controls, that were operating effectively for ensuring the accuracy and completeness of the accounting records, relevant to the preparation and presentation of the financial statements that give a true and fair view and are free from material misstatement, whether due to fraud or error.

Auditor's Responsibility

Our responsibility is to express an opinion on these Standalone Ind AS financial statements based on our audit.

We have taken into account the provisions of the Act, the accounting and auditing standards and matters which are required to be included in the audit report under the provisions of the Act and the Rules made thereunder.

We conducted our audit in accordance with the Standards on Auditing specified under Section 143(10) of the Act. Those Standards require that we comply with ethical requirements and plan and perform the audit to obtain reasonable assurance about whether the financial statements are free from material misstatement.

An audit involves performing procedures to obtain audit evidence about the amounts and the disclosures in the Standalone Ind AS financial statements. The procedures selected depend on the auditor's judgment, including the assessment of the risks of material misstatement of the standalone Ind AS financial statements, whether due to fraud or error. In making those risk assessments, the auditor considers internal financial control relevant to the Company's preparation of the standalone Ind AS financial statements that give a true and fair view in order to design audit procedures that are appropriate in the circumstances. An audit also includes evaluating the appropriateness of the accounting policies used and the reasonableness of the accounting estimates made by the Company's Directors, as well as evaluating the overall presentation of the standalone Ind AS financial statements.

We believe that the audit evidence we have obtained is sufficient and appropriate to provide a basis for our audit opinion on the standalone Ind AS financial statements

Opinion

In our opinion and to the best of our information and according to the explanations given to us, the aforesaid Standalone Ind AS financial statements give the information required by the Act in the manner so required and give a true and fair view in conformity with the accounting principles generally accepted in India including the Ind AS, of the state of affairs (financial position)

of the Company as at March 31, 2017, and its Profit (financial performance including other comprehensive income), its Cash Flow and the changes in equity for the year ended on that date.

Report on Other Legal and Regulatory Requirements

1. As required by the Companies (Auditor's Report) Order, 2016 ("the Order"), issued by the Central Government of India in terms of sub-section (11) of section 143 of the Act, we give in the "Annexure A" a statement on the matters specified in paragraphs 3 and 4 of the Order, to the extent applicable.
2. As required by section 143 (3) of the Act, we report to the extent applicable, that:
 - a) We have sought and obtained all the information and explanations which to the best of our knowledge and belief were necessary for the purpose of our audit;
 - b) In our opinion proper books of account as required by law have been kept by the Company so far as it appears from our examination of those books;
 - c) The Balance Sheet, the Statement of Profit and Loss and the Cash Flow Statement and the Statement of Changes in Equity dealt with by this Report are in agreement with the books of account;
 - d) In our opinion, the aforesaid Standalone Ind AS financial statements comply with the Indian Accounting Standards (Ind AS) specified under section 133 of the Act, read with relevant rules issued thereunder.
 - e) On the basis of written representations received from the directors as on March 31, 2017 taken on record by the Board of Directors, none of the directors is disqualified as on March 31, 2017 from being appointed as a director in terms of Section 164(2) of the Act.
 - f) With respect to the adequacy of the internal financial controls over financial reporting of the Company and the operating effectiveness of such controls, refer to our separate Report in "Annexure B".
 - g) With respect to the other matters to be included in the Auditor's Report in accordance with Rule 11 of the Companies (Audit and Auditors) Rules, 2014, in our opinion and to the best of our information and according to the explanations given to us:
 - i. The Company has disclosed the impact of pending litigations on its financial position in its standalone Ind AS financial statements. Refer Note 11 (b) and note no. 36 to the standalone Ind AS financial statements;
 - ii. The company has long term contracts as at 31st March, 2017 for which there were no material foreseeable losses. As informed to us that the company did not have any derivative contracts.
 - iii. There has been no delay in transferring amounts, required to be transferred, to the Investor Education and Protection Fund by the Company.
 - iv. We have been informed that the company had not held or dealt in Specified Bank Notes during the period from 8th November, 2016 to 30th December, 2016. Refer Note 50 to the standalone Ind AS financial statements.

For K. G. Somani & Co.
Chartered Accountants
Firm Registration No: 06591N

Sd/
(Bhuvnesh Maheshwari)
Partner

Place: New Delhi
Date: 27th May 2017

Membership No: 088155

“ANNEXURE A” TO THE INDEPENDENT AUDITORS’ REPORT

Referred to in paragraph 1 under the heading ‘Report on Other Legal & Regulatory Requirement’ of our report of even date to the standalone Ind AS financial statements of the Company for the year ended March 31, 2017:

- (i) a) The Company has maintained proper records showing full particulars, including quantitative details and situation of fixed assets;
- b) According to the explanations given to us, all the fixed assets have been physically verified by the management at reasonable intervals having regard to the size of the Company and the nature of its assets and no material discrepancy was noticed on such verification as compared to book records.
- c) In our opinion and according to the information and explanations given to us during the course of audit, the title deeds of immovable properties are held in the name of the company.
- (ii) The Company is in the business of power. Accordingly it does not hold any physical inventories. Thus, paragraph 3(ii) of the order is not applicable to the company.
- (iii) According to the information and explanations given to us, the Company has not granted any loans, secured or unsecured to companies, firms, Limited Liability partnerships or other parties covered in the Register maintained under section 189 of the Act. Accordingly, the provisions of clause 3 (iii) (a) to (c) of the Order are not applicable to the Company.
- (iv) In our opinion and according to the information and explanations given to us during the course of audit, the Company has complied with the provisions of Section 186 of the Companies Act, 2013 in respect of investment of the company. Further, the company has not granted any loans and has not given any guarantees and security under the provision of section 185 of the companies Act, 2013; thereby the provision of the said section is not applicable to the company.
- (v) According to the information and explanations given to us, the Company has not accepted any deposits from the public within the meaning of Section 73 to 76 or any other relevant provisions of the Companies Act, 2013 and the rules framed there under. Accordingly, the provision of clause 3(v) of the Order is not applicable to the Company.
- (vi) We have broadly reviewed the records maintained by the Company for generation of power pursuant to the rules made by the Central Government for the maintenance of cost records under section 148(1) of the Companies Act, 2013, and are of the opinion that prima facie, the prescribed accounts and records have been made and maintained. We have not, however, made a detailed examination of the records with a view to determine whether these are accurate and complete.
- (vii) (a) According to information and explanations given to us and on the basis of our examination of the books of account and records, the Company has been generally regular in depositing undisputed statutory dues including Provident Fund, Employees State Insurance, Income-Tax, Sales tax, Service Tax, Duty of Customs, Duty of Excise, Value added Tax, Cess and any other statutory dues with the appropriate authorities and there were no outstanding at March 31, 2017 for a period of more than six months from the date they become payable.

- (b) According to the information and explanations given to us, the dues of income tax, sales tax, wealth tax, service tax, duty of customs, duty of excise, value added tax and cess which have not been deposited on account of a dispute and the forum where the dispute is pending are as follows:

Statute	Nature of Dues	Period to which the Amount Relates	Amount Involved (Rs.in Crore)	Forum where Dispute is Pending
Income Tax Act, 1961	Income Tax	AY 2008-09	0.95	ITAT Delhi
Income Tax Act, 1961	Income Tax	AY 2009-10	1.47	ITAT Delhi
Income Tax Act, 1961	Income Tax	AY 2010-11	1.53	ITAT Delhi
Income Tax Act, 1961	Income Tax	AY 2011-12	10.38	ITAT Delhi
Income Tax Act, 1961	Penalty	AY 2011-12	0.01	Commissioner of Income Tax (Appeal)
Income Tax Act, 1961	Income Tax	AY 2012-13	65.12	ITAT Delhi
Customs Act, 1962	Custom Duty	AY 2012-13	17.16	CESTAT, Bangalore
Income Tax Act, 1961	Income Tax	AY 2013-14	99.12	ITAT Delhi
Income Tax Act, 1961	Income Tax	AY 2014-15	45.63	Commissioner of Income Tax (Appeal)

- (viii) In our opinion and according to the information and explanations given to us, the Company has not defaulted in the repayment of dues to banks. The Company has not taken any loan either from financial institutions or from the government and has not issued any debentures.
- (ix) According to the information and explanations given to us, the company has not raised moneys by way of initial public offer or further public offer (including debt instruments) and term Loans. Accordingly, the provisions of clause 3 (ix) of the Order are not applicable to the Company.
- (x) During the course of our examination of the books of account carried out in accordance with the generally accepted auditing practices in India, and according to the information and explanations given to us, we have neither come across any instance of fraud by the company or any fraud on the company by its officers or employees, noticed or reported during the year, nor have we been informed of such case by the management.
- (xi) In our opinion and according to the information and explanations given to us during the course of audit, the managerial remuneration has been paid or provided in accordance with the requisite approvals mandated by the provisions of section 197 read with Schedule V to the Companies Act.
- (xii) In our opinion and according to the information and explanations given to us during the course of audit, the company is not a Nidhi Company. Therefore, the provisions of clause 4(xii) of the Order are not applicable to the Company.
- (xiii) In terms of the information and explanations sought by us and given by the company and the books and records examined by us in the normal

course of audit and to the best of our knowledge and belief, we state that transactions with the related parties are in compliance with sections 177 & 188 of the Act where applicable and details of such transactions have been disclosed in the financial statements as required by the applicable accounting standards.

(xiv) According to the information and explanations given to us by the management and the books and records examined by us in the normal course of audit and to the best of our knowledge and belief, we state that the company has not made any preferential allotment or private placements of shares or fully or partly convertible debentures during the year

(xv) In our opinion and according to the information and explanations given to us during the course of audit, we state that the Company has not entered

into non-cash transaction with directors or persons connected with him. Therefore clause 3(xv) of the Companies (Auditor's Report) Order, 2016 is not applicable to the Company.

(xvi) The company is not required to be registered under section 45 IA of the Reserve Bank of India Act, 1934 and accordingly, the provisions of clause 3(xvi) of the Order are not applicable to the Company.

For K. G. Somani & Co.
Chartered Accountants
Firm Registration No: 06591N

(Bhuvnesh Maheshwari)
Partner
Membership No: 088155

Place: New Delhi
Date: 27th May 2017

“ANNEXURE B” TO THE INDEPENDENT AUDITOR’S REPORT OF EVEN DATE ON THE STANDALONE IND AS FINANCIAL STATEMENTS OF PTC INDIA LIMITED

Report on the Internal Financial Controls under Clause (i) of Sub-section 3 of Section 143 of the Companies Act, 2013 (“the Act”)

We have audited the internal financial controls over financial reporting of PTC INDIA LIMITED (“the Company”) as of March 31, 2017 in conjunction with our audit of the standalone Ind AS financial statements of the Company for the year ended on that date.

Management’s Responsibility for Internal Financial Controls

The Company’s management is responsible for establishing and maintaining internal financial controls based on, “the internal control over financial reporting criteria established by the Company considering the essential components of internal control stated in the Guidance Note on Audit of Internal Financial Controls over Financial Reporting issued by the Institute of Chartered Accountants of India (ICAI)”. These responsibilities include the design, implementation and maintenance of adequate internal financial controls that were operating effectively for ensuring the orderly and efficient conduct of its business, including adherence to company’s policies, the safeguarding of its assets, the prevention and detection of frauds and errors, the accuracy and completeness of the accounting records, and the timely preparation of reliable financial information, as required under the Companies Act, 2013.

Auditors’ Responsibility

Our responsibility is to express an opinion on the Company’s internal financial controls over financial reporting based on our audit. We conducted our audit in accordance with the Guidance Note on Audit of Internal Financial Controls Over Financial Reporting (the “Guidance Note”) issued by the Institute of Chartered Accountants of India and the Standards on Auditing prescribed under section 143(10) of the Companies Act, 2013, to the extent applicable to an audit of internal financial controls. Those Standards and the Guidance Note require that we comply with ethical requirements and plan and perform the audit to obtain reasonable assurance about whether adequate internal financial controls over financial reporting was established and maintained and if such controls operated effectively in all material respects.

Our audit involves performing procedures to obtain audit evidence about the adequacy of the internal financial controls system over financial reporting and their operating effectiveness. Our audit of internal financial controls over financial reporting included obtaining an understanding of internal financial controls over financial reporting, assessing the risk that a material weakness exists, and testing and evaluating the design and operating effectiveness of internal control based on the assessed risk. The procedures selected depend on the auditor’s judgment, including the assessment of the risks of material misstatement of the financial statements, whether due to fraud or error.

We believe that the audit evidence we have obtained is sufficient and appropriate to provide a basis for our audit opinion on the Company’s internal financial controls system over financial reporting.

Meaning of Internal Financial Controls Over Financial Reporting

A company’s internal financial control over financial reporting is a process designed to provide reasonable assurance regarding the reliability of financial reporting and the preparation of financial statements for external purposes in accordance with generally accepted accounting principles. A company’s internal financial control over financial reporting includes those policies and procedures that (1) pertain to the maintenance of records that, in reasonable detail, accurately and fairly reflect the transactions and dispositions of the assets of the company; (2) provide reasonable assurance that transactions are recorded as necessary to permit preparation of financial statements in accordance with generally accepted accounting principles, and that receipts and expenditures of the company are being made only in accordance with authorizations of management and directors of the company; and (3) provide reasonable assurance regarding prevention or timely detection of unauthorized acquisition, use, or disposition of the company’s assets that could have a material effect on the financial statements.

Inherent Limitations of Internal Financial Controls Over Financial Reporting

Because of the inherent limitations of internal financial controls over financial reporting, including the possibility of collusion or improper management override of controls, material misstatements due to error or fraud may occur and not be detected. Also, projections of any evaluation of the internal financial controls over financial reporting to future periods are subject to the risk that the internal financial control over financial reporting may become inadequate because of changes in conditions, or that the degree of compliance with the policies or procedures may deteriorate.

Opinion

In our opinion, to the best of our information and according to the explanations given to us, the Company has, in all material respects, an adequate internal financial controls system over financial reporting and such internal financial controls over financial reporting were operating effectively as at March 31, 2017, based on, “the internal control over financial reporting criteria established by the Company considering the essential components of internal control stated in the Guidance Note on Audit of Internal Financial Controls Over Financial Reporting issued by the Institute of Chartered Accountants of India”.

For K. G. Somani & Co.
Chartered Accountants
Firm Registration No: 06591N

(Bhuvnesh Maheshwari)
Partner

Membership No: 088155

Place: New Delhi
Date: 27th May 2017

BALANCE SHEET AS AT 31ST MARCH, 2017

(₹ in crore)

Particulars	Note No.	As at 31.03.2017	As at 31.03.2016	As at 01.04.2015
ASSETS				
Non-current assets				
Property, plant and equipment	2	23.77	24.05	26.41
Intangible assets	3	0.96	0.49	0.78
Investments in subsidiaries and associates	4	1,408.89	586.69	538.55
Financial assets				
Investments	4A	287.18	303.71	343.51
Loans	5	0.77	0.76	0.88
Other financial assets	6	682.09	714.26	716.65
Deferred tax assets (net)	7	7.57	6.21	4.91
Income tax assets (net)	8	14.10	14.50	13.27
Other non-current assets	9	5.52	0.87	0.75
Total non-current assets		2,430.85	1,651.54	1,645.71
Current assets				
Financial assets				
Investments	10	572.19	478.90	542.67
Trade receivables	11	3,271.00	3,708.12	2,794.86
Cash and cash equivalents	12	167.54	160.43	248.68
Bank balances other than cash and cash equivalents	13	1.12	1.02	30.87
Loans	14	0.23	0.32	0.31
Other financial assets	15	49.19	35.41	84.64
Current tax asset (net)	16	-	45.00	-
Other current assets	17	111.97	102.29	78.20
		4,173.24	4,531.49	3,780.23
Assets classified as held for sale	18	-	-	37.51
Total current assets		4,173.24	4,531.49	3,817.74
TOTAL ASSETS		6,604.09	6,183.03	5,463.45
EQUITY AND LIABILITIES				
Equity				
Equity share capital	19	296.01	296.01	296.01
Other equity	20	2,778.87	2,589.68	2,426.83
Total equity		3,074.88	2,885.69	2,722.84
Liabilities				
Non-current liabilities				
Financial liabilities				
Borrowings	21	682.80	714.97	717.36
Provisions	22	4.96	3.86	2.64
Total non-current liabilities		687.76	718.83	720.00
Current liabilities				
Financial liabilities				
Trade payables	23	2,732.10	2,478.57	1,886.78
Other financial liabilities	24	48.63	30.31	83.50
Other current liabilities	25	53.77	49.78	47.07
Provisions	26	0.58	0.10	0.64
Current tax liabilities (net)	27	6.37	19.75	2.62
Total current liabilities		2,841.45	2,578.51	2,020.61
TOTAL EQUITY AND LIABILITIES		6,604.09	6,183.03	5,463.45

Significant accounting policies

1

The accompanying notes form an integral part of these financial statements.

As per our report of even date attached
For K G Somani & Co.
Chartered Accountants
Firm Regn. No. 006591N

For and on behalf of the Board of Directors

Sd/-
(Bhuvnesh Maheshwari)
Partner
M.No.088155

Sd/-
(Arun Kumar)
Director & CFO
DIN 01853255

Sd/-
(Deepak Amitabh)
Chairman & Managing Director
DIN 01061535

Place: New Delhi
Date: May 27, 2017

Sd/-
(Rajiv Maheshwari)
Company Secretary

STATEMENT OF PROFIT AND LOSS FOR THE YEAR ENDED 31ST MARCH, 2017

(₹ in crore)

Particulars	Note No.	For the year ended 31.03.2017	For the year ended 31.03.2016
Revenue			
Revenue from operations	28	14,074.83	12,475.93
Other income	29	237.99	184.16
Total revenue		14,312.82	12,660.09
Expenses			
Purchases	30	13,479.27	11,871.99
Operating expenses	31	210.07	248.04
Employee benefits expense	32	28.66	25.39
Finance costs	33	134.59	102.62
Depreciation and amortization expense	2 & 3	2.71	3.53
Other expenses	34	48.49	26.87
Total expenses		13,903.79	12,278.44
Profit before exceptional items and tax		409.03	381.65
Exceptional items	35	(0.02)	(37.52)
Profit before tax		409.01	344.13
Tax expense			
-Current tax		119.32	111.01
-Deferred tax (net)		(1.18)	(1.31)
Total tax expense		118.14	109.70
Profit for the year		290.87	234.43
Other comprehensive income			
Items that will not be reclassified to profit or loss (net of tax)			
Remeasurements of post-employment benefit obligations		(0.52)	0.04
Deferred tax on post-employment benefit obligations		0.18	(0.01)
Equity instruments through other comprehensive income		(20.51)	-
Other comprehensive income / (loss) for the year (net of tax)		(20.85)	0.03
Total comprehensive income / (loss) for the year		270.02	234.46
Earnings per equity share (face value of equity share of ₹ 10 each)			
(1) Basic (₹)	42	9.83	7.92
(2) Diluted (₹)		9.83	7.92

Significant accounting policies

1

The accompanying notes form an integral part of these financial statements.

As per our report of even date attached
For K G Somani & Co.
Chartered Accountants
Firm Regn. No. 006591N

For and on behalf of the Board of Directors

Sd/-
(Bhuvnesh Maheshwari)
Partner
M.No.088155

Sd/-
(Arun Kumar)
Director & CFO
DIN 01853255

Sd/-
(Deepak Amitabh)
Chairman & Managing Director
DIN 01061535

Place: New Delhi
Date: May 27, 2017

Sd/-
(Rajiv Maheshwari)
Company Secretary

CASH FLOW STATEMENT FOR THE YEAR ENDED 31ST MARCH, 2017

(₹ in crore)

Particulars	For the year ended 31.03.2017	For the year ended 31.03.2016
Cash flows from operative activities		
Net profit before tax	409.01	344.13
Adjustments for:		
Depreciation and amortization expense	2.71	3.53
Employee compensation expense (ESOP)	-	(0.10)
Profit/ (loss) on sale of fixed assets (net)	0.02	(0.03)
Bad debts/ advances written off	15.99	-
Unrealized foreign exchange fluctuation loss / (gain)-(net)	0.96	0.81
Impairment allowance for doubtful debts / advances	3.20	0.12
Provision for impairment losses in an associate company	-	37.55
Liabilities no longer required written back	(29.48)	-
Finance costs	134.59	102.62
Dividend income	(64.74)	(61.54)
Interest income	(134.08)	(103.37)
Rental income	(0.02)	(0.19)
Profit on sale of investment (net)	(10.33)	(16.28)
Operating profit before working capital changes	327.83	307.25
Adjustments for:		
(Increase)/ Decrease in trade receivables	417.31	(914.19)
(Increase)/ Decrease in loans and other financial assets	4.27	(5.34)
(Increase)/ Decrease in other current assets	(9.48)	(24.68)
Increase/ (Decrease) in trade payable	283.02	591.78
Increase/ (Decrease) in other current liabilities	3.99	2.71
Increase/ (Decrease) in other financial liabilities	(0.09)	1.34
Increase/ (Decrease) in provisions	1.06	0.72
Cash generated from/(used in) operating activities	1,027.91	(40.41)
Direct taxes paid (net)	(86.97)	(140.95)
Net cash generated/(used) from operating activities (A)	940.94	(181.36)
Cash flows flows investing activities		
Interest received	134.06	103.84
Dividend received	64.74	61.54
Rent received	0.02	0.19
Purchase of property, plant and equipment and intangible assets (including capital advances)	(7.86)	(0.96)
Sale of property, plant and equipment	0.10	0.12
Sale/(Purchase) of investments in subsidiaries	(822.20)	(85.69)
Sale/(Purchase) of investments (net)	(86.94)	157.36
Decrease/ (Increase) in bank balances other than cash & cash equivalents	-	30.00
Financial lease receivables	13.86	57.07
Net cash generated from/ (used in) investing activities (B)	(704.22)	323.47
Cash flows from financing activities		
Finance lease obligations	(13.86)	(57.07)
Finance cost paid	(134.92)	(101.78)
Dividend paid (including dividend tax)	(80.83)	(71.51)
Net cash generated from/(used in) financing activities (C)	(229.61)	(230.36)
Net increase/ (decrease) in cash and cash equivalents (A+B+C)	7.11	(88.25)
Cash and cash equivalents (opening balance)	160.43	248.68
Cash and cash equivalents (closing balance)	167.54	160.43

	As at 31.03.2017	As at 31.03.2016
Notes:		
1. Cash and cash equivalents include		
Cash on hand- Staff imprest	0.02	0.01
Current accounts	34.06	158.81
Deposits with original maturity upto three months	133.46	1.61
Cash and cash equivalents at the year end	167.54	160.43
2. The above cash flow statement has been prepared under the "Indirect Method" as set out in the Accounting Standard (Ind AS)-7 on Statement of cash flows.		
3. Figures in bracket indicate cash outflow.		

As per our report of even date attached
For K G Somani & Co.
Chartered Accountants
Firm Regn. No. 006591N

Sd/-
(Bhuvnesh Maheshwari)
Partner
M.No.088155

Place: New Delhi
Date: May 27, 2017

For and on behalf of the Board of Directors

Sd/-
(Arun Kumar)
Director & CFO
DIN 01853255

Sd/-
(Deepak Amitabh)
Chairman & Managing Director
DIN 01061535

Sd/-
(Rajiv Maheshwari)
Company Secretary

STATEMENT OF CHANGES IN EQUITY

(A) EQUITY SHARE CAPITAL

(₹ in crore)

Particulars	As at 31 March 2017		As at 31 March 2016		As at 01 April 2015	
	No. of Shares	Amount	No. of Shares	Amount	No. of Shares	Amount
Balance at the beginning of the year	296,008,321	296.01	296,008,321	296.01	296,008,321	296.01
Changes in equity share capital during the year	-	-	-	-	-	-
Balance at the end of the year	296,008,321	296.01	296,008,321	296.01	296,008,321	296.01

(B) Other equity

(₹ in crore)

Particulars	Reserves & Surplus					Items of Other comprehensive income		Total
	Securities premium account	Share option outstanding account	General reserve	Retained earnings	Contingency reserve	FVOCI - Equity investment reserve	Re-measurements of the net defined benefit plans	
Balance at 1 April 2015	1,590.40	0.22	365.68	469.48	1.05	-	-	2,426.83
Profit for the year	-	-	-	234.43	-	-	-	234.43
Other comprehensive income	-	-	-	-	-	-	0.03	0.03
Total comprehensive income for the year	-	-	-	234.43	-	-	0.03	234.46
Surrender/expiry of share options	-	(0.10)	-	-	-	-	-	(0.10)
Cash dividends	-	-	-	(65.12)	-	-	-	(65.12)
Dividend distribution tax (DDT) on cash dividend	-	-	-	(6.39)	-	-	-	(6.39)
Transfer to general reserve	-	-	70.08	(70.08)	-	-	-	-
Balance at 31 March 2016	1,590.40	0.12	435.76	562.32	1.05	-	0.03	2,589.68
Profit for the year	-	-	-	290.87	-	-	-	290.87
Other comprehensive income for the year	-	-	-	-	-	(20.51)	(0.34)	(20.85)
Total comprehensive income for the year	-	-	-	290.87	-	(20.51)	(0.34)	270.02
Cash dividends	-	-	-	(74.00)	-	-	-	(74.00)
Dividend distribution tax (DDT) on cash dividend	-	-	-	(6.83)	-	-	-	(6.83)
Transfer to general reserve	-	-	81.01	(81.01)	-	-	-	-
Balance at 31 March 2017	1,590.40	0.12	516.77	691.35	1.05	(20.51)	(0.31)	2,778.87

The accompanying notes form an integral part of financial statements

As per our report of even date attached
For K G Somani & Co.
Chartered Accountants
Firm Regn. No. 006591N

Sd/-
(Bhuvnesh Maheshwari)
Partner
M.No.088155

Place: New Delhi
Date: May 27, 2017

For and on behalf of the Board of Directors

Sd/-
(Arun Kumar)
Director & CFO
DIN 01853255

Sd/-
(Deepak Amitabh)
Chairman & Managing Director
DIN 01061535

Sd/-
(Rajiv Maheshwari)
Company Secretary

NOTES TO THE FINANCIAL STATEMENTS

Note No. 1

Company overview and significant accounting policies

1. Company overview

The financial statements comprise financial statements of PTC India Limited (the company) for the year ended 31 March 2017. The company is a public company domiciled in India and limited by shares (CIN: L40105DL1999PLC099328). The company is incorporated under the provisions of the Companies Act applicable in India. The shares of the Company are publicly traded on the National Stock Exchange of India Limited and BSE Limited. The registered office of the company is located at 2nd Floor, NBCC Tower, 15 Bhikaji Cama Place, New Delhi-110066, India.

The company is principally engaged in trading of power. PTC holds Category I license from Central Electricity Regulatory Commission (CERC), the highest category with permission to trade unlimited volumes.

The financial statements were authorized for issue in accordance with a resolution of the directors on 27 May, 2017.

2.1 Basis of preparation of financial statements

(i) Statement of Compliance

The financial statements have been prepared in accordance with Indian Accounting Standards (Ind-AS) as prescribed under section 133 of the Companies Act read with Rule 3 of the Companies (Indian Accounting Standards) Rules, 2015 and the Companies (Indian Accounting Standards) Amendment, Rules 2016. These are the entity's first financial statements presented under Ind AS and therefore Ind-AS 101, "First Time Adoption of Indian Accounting Standards" has been applied. Until 31 March, 2016, the entity prepared its financial statements under the historical cost convention, on the accrual basis of accounting, in accordance with the Generally Accepted Accounting Principles in India ("GAAP"), mandatory accounting standards as notified under section 133 of the Companies Act, 2013, read together with rule 7 of the Companies (Accounts) Rules, 2014, and the relevant provisions of Companies Act, 2013.

The entity followed the provisions of Ind-AS 101, "First Time Adoption of Indian Accounting Standards", in preparing its opening Ind-AS Balance Sheet as of the date of transition, viz., 1 April 2015. Certain Ind-AS accounting policies used in the preparation of Company's opening Statement of Financial Position are different from the accounting policies applied under the earlier GAAP as at 31 March 2015, and accordingly the adjustments were made to restate the opening balances as per Ind-AS. The resulting adjustments arose from events and transactions before the date of transition to Ind-AS. Therefore, as required by Ind-AS 101, those adjustments were recognized directly through retained earnings as at 1 April 2015. An explanation of how the transition to Ind-AS has affected the reported financial position, financial performance and cash flows of the company is provided in note 44.

(ii) Basis of Measurement

The financial statements have been prepared on the historical cost basis except for certain financial assets and liabilities (including derivative instruments) that are measured at fair value (refer accounting policy regarding financial instruments). The methods used to measure fair values are discussed further in notes to financial statements.

Functional and presentation currency

These financial statements are presented in Indian Rupees (INR), which is the Company's functional currency. All financial information presented in INR has been rounded to the nearest crore (upto two decimals), except as stated otherwise.

Historical cost is generally based on the fair value of the consideration given in exchange for goods and services.

2.2 Significant Accounting Policies

A summary of the significant accounting policies applied in the preparation of the financial statements are as given below. These accounting policies have been applied consistently to all periods presented in the financial statements.

1. Investment in Subsidiaries and associates

A subsidiary is an entity that is controlled by the Company. Control is the power to govern the financial and operating policies of an entity so as to obtain benefits from its activities.

An associate is an entity over which the Company has significant influence. Significant influence is the power to participate in the financial and operating policy decisions of the investee, but is not control or joint control over those policies.

The Company's investments in subsidiaries and its associate are accounted for at cost except when investment or a portion thereof is classified as held for sale, in which case it is accounted for in accordance with Ind AS 105.

2. Current versus non-current classification.

The Company presents assets and liabilities in the balance sheet based on current/ non-current classification. An asset as current when it is:

- Expected to be realized or intended to sold or consumed in normal operating cycle
- Held primarily for the purpose of trading
- Expected to be realized within twelve months after the reporting period, or
- Cash or cash equivalent unless restricted from being exchanged or used to settle a liability for at least twelve months after the reporting period

All other assets are classified as non-current.

A liability is current when:

- It is expected to be settled in normal operating cycle
- It is held primarily for the purpose of trading
- It is due to be settled within twelve months after the reporting period, or
- There is no unconditional right to defer the settlement of the liability for at least twelve months after the reporting period

The Company classifies all other liabilities as non-current.

Deferred tax assets and liabilities are classified as non-current assets and liabilities.

Operating Cycle

Based on the nature of products / activities of the Group and the normal time between acquisition of assets and their realisation in

cash or cash equivalents, the Group has determined its operating cycle as 12 months for the purpose of classification of its assets and liabilities as current and non-current.

3. Foreign Currency

Transactions in foreign currencies are initially recorded by the Company at its functional currency spot rates at the date the transaction first qualifies for recognition.

The rate that approximates the actual rate at the date of the transaction or the monthly average rate is used for all transactions.

Monetary assets and liabilities denominated in foreign currencies are translated at the functional currency spot rates of exchange at the reporting date.

Exchange differences arising on settlement or translation of monetary items are recognised in profit or loss.

Non-monetary items that are measured in terms of historical cost in a foreign currency are translated using the exchange rate at the date of the transaction. Non-monetary items measured at fair value in a foreign currency are translated using the exchange rates at the date when the fair value is determined. The gain or loss arising on translation of non-monetary items measured at fair value is treated in line with the recognition of the gain or loss on the change in fair value of such items (i.e., translation differences on items whose fair value gain or loss is recognised in OCI or profit or loss are also recognised in OCI or profit or loss, respectively).

4. Taxes

Income tax expense represents the sum of the tax currently payable and deferred tax.

Current income tax

Current income tax assets and liabilities are measured at the amount expected to be recovered from or paid to the taxation authorities. The tax rates and tax laws used to compute the amount are those that are enacted or substantively enacted, at the reporting date.

Current income tax is recognised in profit or loss, except to the extent that it relates to items recognised in other comprehensive income or directly in equity. In this case, the tax is also recognised in other comprehensive income or directly in equity, respectively.

Deferred tax

Deferred tax is provided using the balance sheet method on temporary differences between the tax bases of assets and liabilities and their carrying amounts for financial reporting purposes at the reporting date.

Deferred tax assets are recognized for all deductible temporary differences, the carry forward of unused tax credits and any unused tax losses. Deferred tax assets are recognized to the extent that it is probable that taxable profit will be available against which the deductible temporary differences, and the carry forward of unused tax credits and unused tax losses can be utilized.

The carrying amount of deferred tax assets is reviewed at each reporting date and reduced to the extent that it is no longer probable that sufficient taxable profit will be available to allow all or part of the deferred tax asset to be utilized.

Unrecognized deferred tax assets are re-assessed at each reporting period date and are recognized to the extent that it has become probable that future taxable profits will allow the deferred tax asset to be recovered.

Deferred tax assets and liabilities are measured at the tax rates that are expected to apply in the year when the asset is realized or the liability is settled, based on tax rates (and tax laws) that have been enacted or substantively enacted at the reporting date.

Current income tax and deferred tax are recognized in profit or loss, except to the extent that it relates to items recognized in other comprehensive income or directly in equity. In this case, the tax is also recognized in other comprehensive income or directly in equity, respectively.

Deferred tax assets and deferred tax liabilities are offset if a legally enforceable right exists to set off current tax assets against current tax liabilities and the deferred taxes relate to the same taxable entity and the same taxation authority.

Additional income taxes that arise from the distribution of dividends are recognized at the same time that the liability to pay the related dividend is recognized.

5. Intangible assets

Intangible assets acquired separately are measured on initial recognition at cost. Following initial recognition, intangible assets are carried at cost less any accumulated amortization and accumulated impairment losses.

The useful lives of intangible assets are assessed as either finite or indefinite.

Intangible assets with finite lives are amortized over the useful economic life and assessed for impairment whenever there is an indication that the intangible asset may be impaired. The amortization period and the amortization method for an intangible asset with a finite useful life are reviewed at least at the end of each reporting period. Changes in the expected useful life or the expected pattern of consumption of future economic benefits embodied in the asset are considered to modify the amortization period or method, as appropriate, and are treated as changes in accounting estimates. The amortization expense on intangible assets with finite lives is recognized in the statement of profit and loss unless such expenditure forms part of carrying value of another asset.

The Company amortizes cost of computer software over their estimated useful lives of 3 years using Straight-line method.

An intangible asset is derecognized when no future economic benefits are expected from their use or upon their disposal. Gains or losses arising from derecognition of an intangible asset are measured as the difference between the net disposal proceeds and the carrying amount of the asset and are recognized in the statement of profit or loss when the asset is derecognized.

6. Leases

The determination of whether an arrangement is (or contains) a lease is based on the substance of the arrangement at the inception of the lease. The arrangement is, or contains, a lease if fulfillment of the arrangement is dependent on the use of a specific asset or assets and the arrangement conveys a right to use the asset or assets, even if that right is not explicitly specified in an arrangement.

Company as a lessee

Accounting for finance lease

A lease that transfers substantially all the risks and rewards incidental to ownership of an asset to the Company is classified as a finance lease. Title may or may not eventually be transferred.

Finance leases are capitalized at the commencement of the lease at the inception date fair value of the leased property or, if lower, at the present value of the minimum lease payments. Lease payments are apportioned between finance charges and reduction of the lease liability so as to achieve a constant rate of interest on the remaining balance of the liability. Finance charges are recognized in finance costs in the statement of profit and loss.

A leased asset is depreciated over the useful life of the asset. However, if there is no reasonable certainty that the Company will obtain ownership by the end of the lease term, the asset is depreciated over the shorter of the estimated useful life of the asset and the lease term.

Accounting for operating lease

Leases in which a significant portion of the risks and rewards of ownership are not transferred to the Company as lessee are classified as operating lease. Operating lease payments are recognized as an expense in the statement of profit and loss on a straight-line basis over the lease term unless the lease payments are structured to increase in line with expected general inflation to compensate for the lessor's expected inflationary cost.

In the event that lease incentives are received to enter into operating lease, such incentives are recognized as a liability. The aggregate benefits of incentives are recognized as a reduction of rental expenses on straight-line basis.

Contingent rents are recognized as expense in the period in which they are incurred.

Company as a lessor

Accounting for finance lease

Leases are classified as finance leases when substantially all of the risks and rewards of ownership transfer from the Company to the lessee. Amounts due from lessees under finance leases are recorded as receivables at the Company's net investment in the leases. Finance lease income is allocated to accounting periods so as to reflect a constant periodic rate of return on the net investment outstanding in respect of the lease.

Accounting for operating lease

Leases in which the Company does not transfer substantially all the risks and rewards of ownership of an asset are classified as operating leases. Initial direct costs incurred in negotiating and arranging an operating lease are added to the carrying amount of the leased asset and recognized over the lease term on the same basis as rental income on a straight line basis unless the lease payments are structured to increase in line with expected general inflation to compensate for the lessor's expected inflationary cost.

Contingent rents are recognized as revenue in the period in which they are earned.

7. Impairment of assets other than goodwill

At the end of each reporting period, the Company reviews the carrying amounts of its assets (including investments in subsidiaries and associates) to determine whether there is any indication that those assets have suffered an impairment loss. If any such indication exists, the recoverable amount of the asset is estimated in order to determine the extent of the impairment loss (if any). When it is not possible to estimate the recoverable amount of an individual asset, the Company estimates the recoverable amount of the cash-generating unit to which the asset belongs.

Recoverable amount is the higher of fair value less costs of disposal and value in use. In assessing value in use, the estimated future cash flows are discounted to their present value using a pre-tax discount rate that reflects current market assessments of the time value of money and the risks specific to the asset for which the estimates of future cash flows have not been adjusted. For the purpose of impairment testing, assets that cannot be tested individually are grouped together into the smallest group of assets that generates cash inflows from continuing use that are largely independent of the cash inflows of other assets or groups of assets (the "cash-generating unit", or "CGU").

If the recoverable amount of an asset (or cash-generating unit) is estimated to be less than its carrying amount, the carrying amount of the asset (or cash-generating unit) is reduced to its recoverable amount. An impairment loss is recognized immediately in profit or loss.

When an impairment loss subsequently reverses, the carrying amount of the asset (or a cash-generating unit) is increased to the revised estimate of its recoverable amount, but so that the increased carrying amount does not exceed the carrying amount that would have been determined had no

impairment loss been recognized for the asset (or cash-generating unit) in prior years. A reversal of an impairment loss is recognized immediately in profit or loss.

8. Provisions

General

Provisions are recognized when the Company has a present obligation (legal or constructive) as a result of a past event, it is probable that outflow of economic benefits will be required to settle the obligation, and a reliable estimate can be made of the amount of the obligation.

If the effect of the time value of money is material, provisions are discounted using a current pre-tax rate that reflects, when appropriate, the risks specific to the liability. When discounting is used, the increase in the provision due to the passage of time is recognized as a finance cost.

The amount recognized as a provision is the best estimate of the consideration required to settle the present obligation at reporting date, taking into account the risks and uncertainties surrounding the obligation.

When some or all of the economic benefits required to settle a provision are expected to be recovered from a third party, a receivable is recognized as an asset if it is virtually certain that reimbursement will be received and the amount of the receivable can be measured reliably. The expense relating to a provision is presented net of any reimbursement in the statement of profit and loss.

9. Contingent liabilities and contingent assets

Contingent Liability

Contingent liability is a possible obligation that arises from past events and whose existence will be confirmed only by the occurrence or non-occurrence of one or more uncertain future events not wholly within the control of the company or a present obligation that arises from past events but is not recognised because

- i) it is not probable that an outflow of resources embodying economic benefits will be required to settle the obligation; or
- ii) the amount of the obligation cannot be measured with sufficient reliability.

Contingent liabilities are disclosed on the basis of judgment of the management/independent experts. These are reviewed at each balance sheet date and are adjusted to reflect the current management estimate.

A contingent liability is not recognized but disclosed as per requirements of Ind (AS) 37. The related asset is recognized when the realisation of income becomes virtually certain.

Contingent Asset

A contingent asset is a possible asset that arises from past events and whose existence will be confirmed only by the occurrence or non-occurrence of one or more uncertain future events not wholly within the control of the entity.

10. Employee Benefits

Defined contribution plans

A defined contribution plan is a post-employment benefit plan under which an entity pays fixed contributions into separate entities and will have no legal or constructive obligation to pay further amounts. Obligations for contributions to defined contribution plans are recognized as an employee benefits expense in profit or loss in the period during which services are rendered by employees. Prepaid contributions are recognized as an asset to the extent that a cash refund or a reduction in future payments is available. Contributions to a defined contribution plan that are due after more than 12 months after the end of the period in which the employees render the service are discounted to their present value.

The Company pays fixed contribution to Employees' Provident Fund. The contributions to the fund for the year are recognized as expense and are charged to the profit or loss. The Company's only obligation is to pay a fixed amount with no obligation to pay further contributions if the fund does not hold sufficient assets to pay all employee benefits.

Defined benefit plans

A defined benefit plan is a post-employment benefit plan other than a defined contribution plan. The Company's liability is towards gratuity and post-retirement medical facility. The gratuity is funded by the Company and is managed by separate trust. The Company has Post-Retirement Medical Scheme (PRMS), under which eligible retired employee and the spouse are provided medical facilities and avail treatment as out-patient subject to a ceiling fixed by the Company.

The Company's net obligation in respect of defined benefit plans is calculated separately for each plan by estimating the amount of future benefit that employees have earned in return for their service in the current and prior periods; that benefit is discounted to determine its present value. Any unrecognized past service costs is recognised and the fair value of any plan assets is deducted. The discount rate is based on the prevailing market yields of Indian government securities as at the reporting date that have maturity dates approximating the terms of the Company's obligations and that are denominated in the same currency in which the benefits are expected to be paid.

The calculation is performed annually by a qualified actuary using the projected unit credit method. When the calculation results in a benefit to the Company, the recognized asset is limited to the total of any unrecognized past service costs and the present value of economic benefits available in the form of any future refunds from the plan or reductions in future contributions to the plan. An economic benefit is available to the Company if it is realizable during the life of the plan, or on settlement of the plan liabilities. Any actuarial gains or losses are recognized in OCI in the period in which they arise.

Other long-term employee benefits

Benefits under the Company's leave encashment constitute other long term employee benefits.

The Company's obligation in respect of leave encashment is the amount of future benefit that employees have earned in return for their service in the current and prior periods; that benefit is discounted to determine its present value. The discount rate is based on the prevailing market yields of Indian government securities as at the reporting date that have maturity dates approximating the terms of the Company's obligations. The calculation is performed using the projected unit credit method. Any actuarial gains or losses are recognized in profit or loss in the period in which they arise.

Short-term benefits

Short term employee benefits are that are expected to be settled wholly before twelve months after the end of the reporting periods in which the employee rendered the related services.

Short-term employee benefit obligations are measured on an undiscounted basis and are expensed as the related service is provided.

A liability is recognized for the amount expected to be paid under performance related pay if the Company has a present legal or constructive obligation to pay this amount as a result of past service provided by the employee and the obligation can be estimated reliably.

Liability in respect of gratuity, leave encashment and provident fund of employees on deputation with the Company are accounted for on the basis of terms and conditions of deputation of the parent organizations.

11. Financial Instruments

Financial assets and financial liabilities are recognized when a Company entity becomes a party to the contractual provisions of the instruments.

Financial assets and financial liabilities are initially measured at fair value except trade receivables and trade payable which are initially measured at transaction price.

Transaction costs that are directly attributable to the acquisition or issue of financial assets and financial liabilities (other than financial assets and financial liabilities at fair value through profit or loss) are added to or deducted from the fair value of the financial assets or financial liabilities, as appropriate, on initial recognition. Transaction costs directly attributable to the acquisition of financial assets or financial liabilities at fair value through profit or loss are recognized immediately in profit or loss.

Financial Assets

Initial recognition and measurement

All financial assets are recognized initially at fair value plus, in the case of financial assets not recorded at fair value through profit or loss, transaction costs that are attributable to the acquisition of the financial asset.

Purchases or sales of financial assets that require delivery of assets within a time frame established by regulation or convention in the market place (regular way trades) are recognized on the trade date, i.e., the date that the Company commits to purchase or sell the asset.

Subsequent measurement

For purposes of subsequent measurement, financial assets are classified as under:

- a) Debt instruments at amortized cost
- b) Debt instruments and equity instruments at fair value through profit or loss (FVTPL)
- c) Equity instruments measured at fair value through other comprehensive income (FVTOCI)

Debt instruments at amortized cost

A debt instrument is measured at the amortized cost if both the following conditions are met:

- a) The asset is held within a business model whose objective is to hold assets for collecting contractual cash flows, and
- b) Contractual terms of the asset give rise on specified dates to cash flows that are solely payments of principal and interest (SPPI) on the principal amount outstanding.

After initial measurement, such financial assets are subsequently measured at amortized cost using the effective interest rate (EIR) method. Amortized cost is calculated by taking into account any discount or premium on acquisition and fees or costs that are an integral part of the EIR. The EIR amortization is included in finance income in the profit or loss. The losses arising from impairment are recognized in the profit or loss. This category generally applies to trade and other receivables.

Effective interest method

The effective interest method is a method of calculating the amortised cost of a debt instrument and of allocating interest income over the relevant period. The effective interest rate is the rate that exactly discounts estimated future cash receipts (including all fees and points paid or received that form an integral part of the effective interest rate, transaction costs and other premiums or discounts) through the expected life of the debt instrument, or, where appropriate, a shorter period, to the net carrying amount on initial recognition.

Income is recognised on an effective interest basis for debt instruments other than those financial assets classified as at FVTPL. Interest income is recognised in profit or loss and is included in the "Other income" line item.

Debt instruments and equity instruments at fair value through profit or loss (FVTPL)

Debt Instruments at FVTPL

FVTPL is a residual category for debt instruments. Any debt instrument, which does not meet the criteria for categorization as at amortized cost or as FVTOCI, is classified as at FVTPL.

In addition, the Company may elect to classify a debt instrument, which otherwise meets amortized cost or FVTOCI criteria, as at FVTPL. However, such election is allowed only if doing so reduces or eliminates a measurement or recognition inconsistency (referred to as 'accounting mismatch').

Debt instruments included within the FVTPL category are measured at fair value with all changes recognized in the P&L.

Equity Investments at FVTPL or FVTOCI

All equity investments in scope of Ind-AS 109 are measured at fair value. Equity instruments which are held for trading are classified as at FVTPL. For all other equity instruments, the Company decides to classify the same either as at FVTOCI or FVTPL. The Company makes such election on an instrument-by-instrument basis. The classification is made on initial recognition and is irrevocable.

If the Company decides to classify an equity instrument as at FVTOCI, then all fair value changes on the instrument, excluding dividends, are recognized in the OCI. There is no recycling of the amounts from OCI to P&L, even on sale of Investment. However, the Company may transfer the cumulative gain or loss within equity.

Equity instruments included within the FVTPL category are measured at fair value with all changes recognized in the P&L.

Derecognition

A financial asset (or, where applicable, a part of a financial asset or part of a group of similar financial assets) is primarily derecognized when:

- a) The rights to receive cash flows from the asset have expired, or
- b) The Company has transferred its rights to receive cash flows from the asset or has assumed an obligation to pay the received cash flows in full without material delay to a third party under a 'pass-through arrangement; and either (i) the Company has transferred substantially all the risks and rewards of the asset, or (ii) the Company has neither transferred nor retained substantially all the risks and rewards of the asset, but has transferred control of the asset

When the Company has transferred its rights to receive cash-flows from an asset or has entered into a pass-through arrangement, it evaluates if and to what extent it has retained the risks and rewards of ownership. When it has neither transferred nor retained substantially all of the risks and rewards of the asset, nor transferred control of the asset, the Company continues to recognize the transferred asset to the extent of the Company's continuing involvement. In that case, the Company also recognizes an associated liability. The transferred asset and the associated liability are measured on a basis that reflects the rights and obligations that the Company has retained.

Continuing involvement that takes the form of a guarantee over the transferred asset is measured at the lower of the original carrying amount of the asset and the maximum amount of consideration that the Company could be required to repay.

Impairment of financial assets

In accordance with Ind AS 109, the Company applies expected credit loss (ECL) model for measurement and recognition of impairment loss on the following financial assets and credit risk exposure-

- Financial assets that are debt instruments, and are measured at amortised cost e.g., loans, debt securities, deposits, trade receivables and bank balance
- Financial assets that are debt instruments and are measured as at FVTOCI
- Financial guarantee contracts which are not measured as at FVTPL

The Company follows 'simplified approach' for recognition of impairment loss allowance on:

- Trade receivables, and
- All lease receivables resulting from transactions within the scope of Ind AS 17

The application of simplified approach does not require the Company to track changes in credit risk. Rather, it recognises impairment loss allowance based on lifetime ECLs at each reporting date, right from its initial recognition.

For recognition of impairment loss on other financial assets and Credit risk exposure, the Company determines that whether there has been a significant increase in the credit risk since initial recognition. If credit risk has not increased significantly, 12-month ECL is used to provide for impairment loss. However, if credit risk has increased significantly, lifetime ECL is used. If, in a subsequent period, credit quality of the instrument improves such that there is no longer a significant increase in credit risk since initial recognition, then the entity reverts to recognising impairment loss allowance based on 12-month ECL.

ECL impairment loss allowance (or reversal) recognized during the period is recognized as income/expense in the statement of profit and loss (P&L). This amount is reflected in a separate line in the P&L as an impairment gain or loss.

The balance sheet presentation for various financial instruments is described below:

Financial assets measured as at amortised cost, contract assets and lease held receivables: ECL is presented as an allowance, i.e., as an integral part of the measurement of those assets in the balance sheet. The allowance reduces the net carrying amount. Until the asset meets write-off criteria, the Company does not reduce impairment allowance from the gross carrying amount.

For assessing increase in credit risk and impairment loss, the Company combines financial instruments on the basis of shared credit risk characteristics with the objective of facilitating an analysis that is designed to enable significant increases in credit risk to be identified on a timely basis.

Financial liabilities

Initial recognition and measurement

Financial liabilities are classified, at initial recognition, as financial liabilities at fair value through profit or loss, loans and borrowings or payables, as appropriate.

All financial liabilities are recognised initially at fair value and, in the case of loans and borrowings and payables, net of directly attributable transaction costs.

The Company's financial liabilities include trade and other payables, loans and borrowings including bank overdrafts and financial guarantee contracts.

Subsequent measurement

The measurement of financial liabilities depends on their classification, as described below:

Financial liabilities at amortised cost

After initial recognition, Interest-bearing loans and borrowings are subsequently measured at amortised cost using the EIR method. Gains and losses are recognised in profit or loss when the liabilities are derecognised as well as through the EIR amortisation process.

Amortised cost is calculated by taking into account any discount or premium on acquisition and fees or costs that are an integral part of the EIR. The EIR amortisation is included as finance costs in the statement of profit and loss.

Financial guarantee contracts

Financial guarantee contracts issued by the Company are those contracts that require a payment to be made to reimburse the holder for a loss it incurs because the specified debtor fails to make a payment when due in accordance with the terms of a debt instrument. Financial guarantee contracts are recognised initially as a liability at fair value, adjusted for transaction costs that are directly attributable to the issuance of the guarantee. Subsequently, the liability is measured at the higher of the amount of loss allowance determined as per impairment requirements of Ind-AS 109 and the amount recognised less cumulative amortisation.

Derecognition

A financial liability is derecognised when the obligation under the liability is discharged or cancelled or expires. When an existing financial liability is replaced by another from the same lender on substantially different terms, or the terms of an existing liability are substantially modified, such an exchange or modification is treated as the derecognition of the original liability and the recognition of a new liability. The difference in the respective carrying amounts is recognised in the statement of profit or loss.

Offsetting of financial instruments

Financial assets and financial liabilities are offset and the net amount is reported in the consolidated balance sheet if there is a currently enforceable legal right to offset the recognised amounts and there is an intention to settle on a net basis, to realise the assets and settle the liabilities simultaneously.

Reclassification of financial assets

The Company determines the classification of financial assets and liabilities on initial recognition. After initial recognition, no reclassification is made for financial assets which are categorised as equity instruments at FVTOCI and financial assets or financial liabilities that are specifically designated at FVTPL. For financial assets, which are debt instruments, a reclassification is made only if there is a change in the business model for managing those assets. Changes to the business model are expected to be infrequent. The management determines change in the business model as a result of external or internal changes which are significant to the Company's operations. A change in the business model occurs when the Company either begins or ceases to perform an activity that is significant to its operations. If the Company reclassifies financial assets, it applies the reclassification prospectively from the reclassification date which is the first day of immediately next reporting period following the change in business model. The Company does not restate any previously recognised gains, losses (including impairment gains or losses) or interest.

12. Cash and cash equivalents

Cash and cash equivalents in the balance sheet comprise cash at banks and on hand and short-term deposits with an original maturity of three months or less, which are subject to an insignificant risk of changes in value.

13. Cash dividend to equity holders

The company recognises a liability to make cash distributions to equity holders when the distribution is authorised and the distribution is no longer at the discretion of the Company. As per the corporate laws in India, a distribution is authorised when it is approved by the shareholders. A corresponding amount is recognised directly in equity.

14. Inventories

Inventories are valued at the lower of cost and net realizable value. Cost includes cost of purchase, cost of conversion and other costs incurred in bringing the inventories to their present location and condition.

Cost of inventories is measured on First in and First out (FIFO) basis.

Costs of purchased inventory are determined after deducting rebates and discounts.

Net realizable value is the estimated selling price in the ordinary course of business, less estimated costs of completion and the estimated costs necessary to make the sale.

15. Property, plant and equipment

Under the previous GAAP (Indian GAAP), Property, plant and equipment (PP&E) were carried in the balance sheet on the basis of at cost of acquisition including incidental costs related to acquisition and installation, net of accumulated depreciation and accumulated impairment losses, if any. The company has elected to regard those values of PP&E as deemed cost as per the guidance under Ind AS 101, First Time Adoption of Indian Accounting Standards.

When significant parts of plant and equipment are required to be replaced at intervals, the Company depreciates them separately based on their specific useful lives. Likewise, when a major inspection is performed, its cost is recognized in the carrying amount of the plant and equipment as a replacement if the recognition criteria are satisfied.

Subsequent cost relating to Property, plant and equipment shall be recognized as an asset if:

- it is probable that future economic benefits associated with the item will flow to the entity; and
- the cost of the item can be measured reliably.

All other repair and maintenance costs are recognized in profit or loss as incurred.

The Company depreciates property, plant and equipment over their estimated useful lives using written down method except wind mill and leasehold land. The useful lives are at the rates and in the manner provided in Schedule II of the Companies Act, 2013

Category	Useful life
Building	60 years
Plant & Equipment (Wind-mill)	22 years
Furniture and Fixtures	10 years
Vehicles	08 years
Office Equipment	03-06 years

The depreciation on Wind Mills has been changed on Straight Line Method (SLM) at rates worked out based on the useful life and in the manner prescribed in the Schedule II to the Companies Act, 2013.

Depreciation on additions to/deductions from property, plant & equipment during the year is charged on pro-rata basis from/up to the month in which the asset is available for use/disclosed.

Leasehold land are amortised over the lease period.

Advance paid towards the acquisition of property, plant and equipment outstanding at each balance sheet date is shown under the head non-financial assets in the balance sheet.

The cost of assets not available for use is disclosed under Capital Work in Progress till the time they are ready for use.

Where the cost of depreciable assets has undergone a change during the year due to increase/decrease in long term liabilities on account of exchange fluctuation, price adjustment, change in duties or similar factors, the unamortized balance of such asset is charged off prospectively over the remaining useful life determined following the applicable accounting policies relating to depreciation/ amortization.

Where it is probable that future economic benefits deriving from the cost incurred will flow to the enterprise and the cost of the item can be measured reliably, subsequent expenditure on a PPE along-with its unamortized depreciable amount is charged off prospectively over the revised useful life determined by technical assessment.

In circumstance, where a property is abandoned, the cumulative capitalized costs relating to the property are written off in the same period.

An item of property, plant and equipment and any significant part initially recognized is derecognized upon disposal or when no future economic benefits are expected from its use or disposal. Any gain or loss arising on derecognition of the asset is included in the income statement when the asset is derecognized.

Depreciation methods, useful lives and residual values are reviewed periodically, including at each financial year end and adjusted prospectively, if appropriate.

The Company follows component approach as envisaged in Schedule II to the Companies Act, 2013. The approach involves identification of components of the asset whose cost is significant to the total cost of the asset and have useful life different from the useful life of the remaining assets and in respect of such identified components, useful life is determined separately from the useful life of the main asset.

Modification or extension to an existing asset, which is of capital nature and which becomes an integral part thereof is depreciated prospectively over the remaining useful life of that asset.

Asset costing less than Rs. 5000/- is fully depreciated in the year of capitalization.

16. Earnings per equity share

In determining basic earnings per share, the Company considers the net profit attributable to equity shareholders. The number of shares used in computing basic earnings per share is the weighted average number of shares outstanding during the period/year. In determining diluted earnings per share, the net profit attributable to equity shareholders and weighted average number of shares outstanding during the period/year are adjusted for the effect of all dilutive potential equity shares.

17. Share based payments

Equity settled transactions

The excess of market price of underlying equity shares as of the date of the grant of options over the exercise price of the options given to employees under the employee stock option plan is recognize as deferred stock compensation cost and amortized over the vesting period, on a straight line basis. The cumulative expense recognised for equity-settled transactions at each reporting date until the vesting date reflects the extent to which the vesting period has expired and the company's best estimate of the number of equity instruments that will ultimately vest. The statement of profit and loss expense or credit for a period represents the movement in

cumulative expense recognised as at the beginning and end of that period and is recognised in employee benefits expense

18. Revenue Recognition

Company's revenues arise from trading of power, consultancy and other income. Revenue from sale of energy is recognized based on the rates & terms and conditions mutually agreed with the beneficiaries. Revenue from other income comprises interest from banks, employees, etc., dividend from investments in associates and subsidiary companies, dividend from mutual fund investments, surcharge received from customers for delayed payments, other miscellaneous income, etc.

Trading of Power

Revenue from trading of power is measured at the rates agreed with the beneficiaries and recognized when all the following conditions are satisfied:

- i) the company has transferred to the buyer the significant risks and rewards of ownership of the energy;
- ii) the company retains neither continuing managerial involvement to the degree usually associated with ownership nor effective control over the goods sold;
- iii) the amount of revenue can be measured reliably;
- iv) it is probable that the economic benefits associated with the transaction will flow to the company; and
- v) the costs incurred or to be incurred in respect of the transaction can be measured reliably.

Rebates allowed to beneficiaries as early payment incentives are deducted from the amount of revenue.

Rendering of Services

Revenue from service is recognized at the fair value of the consideration received or receivable and recognized by reference to the stage of completion of the transaction when all the following conditions are satisfied:

- i) the amount of revenue can be measured reliably;
- ii) it is probable that the economic benefits associated with the transaction will flow to the entity;
- iii) the stage of completion of the transaction can be measured reliably; and
- iv) the costs incurred for the transaction and the costs to complete the transaction can be measured reliably.

If all the above conditions are not met, revenue from service is recognized only to the extent of the expenses recognized that are recoverable.

Surcharge Income and Surcharge Expense

Surcharge Income

The surcharge on late payment/ non payment from customers is recognized when:

- i) the amount of surcharge can be measured reliably; and
- ii) there is no significant uncertainty that the economic benefits associated with the surcharge transaction will flow to the entity.

Interest income

Interest income from a financial asset is recognized when it is probable that the economic benefits will flow to the company and the amount of income can be measured reliably. Interest income is accrued on a time basis by reference to the principal outstanding and at the effective interest applicable, which is the rate that exactly discounts estimated

future cash receipts through the expected life of the financial asset to that asset's net carrying amount on initial recognition. When calculating the effective interest rate, the company estimates the expected cash flows by considering all the contractual terms of the financial instrument (for example, prepayment, extension, call and similar options) but does not consider the expected credit losses. Interest income is included in finance income in the statement of profit and loss.

Dividends

Dividend income is recognized when the Company's right to receive the payment is established, which is generally when shareholders approve the dividend, provided that it is probable that the economic benefits will flow to the company and the amount of income can be measured reliably.

Rental income

Rental income arising from operating leases is accounted for on a straight-line basis over the lease terms unless the lease payments are structured to increase in line with expected general inflation to compensate for the lessor's expected inflationary cost. Rental Income is included in revenue in the statement of profit and loss.

19. Cash flow statement

Cash flow statement is prepared in accordance with the indirect method prescribed in Ind AS 7 'Statement of Cash Flows'.

2.3 Use of estimates and management judgments

The preparation of financial statements requires management to make judgments, estimates and assumptions that may impact the application of accounting policies and the reported value of assets, liabilities, income, expenses and related disclosures concerning the items involved as well as contingent assets and liabilities at the balance sheet date. The estimates and management's judgments are based on previous experience and other factors considered reasonable and prudent in the circumstances. Actual results may differ from these estimates.

Estimates and underlying assumptions are reviewed on an ongoing basis. Revisions to accounting estimates are recognized in the period in which the estimates are revised and in any future periods affected.

In order to enhance understanding of the financial statements, information about significant areas of estimation, uncertainty and critical judgments in applying accounting policies that have the most significant effect on the amounts recognised in the financial statements is as under:

a) Useful life of property, plant and equipment

The estimated useful life of property, plant and equipment is based on a number of factors including the effects of obsolescence, demand, competition and other economic factors (such as the stability of the industry and known technological advances) and the level of maintenance expenditures required to obtain the expected future cash flows from the asset.

b) Recoverable amount of property, plant and equipment

The recoverable amount of plant and equipment is based on estimates and assumptions regarding in particular the expected market outlook and future cash flows. Any changes in these assumptions may have a material impact on the measurement of the recoverable amount and could result in impairment.

c) Impairment of non-financial assets

The Company assesses at each reporting date whether there is an indication that an asset may be impaired. If any indication exists, or when annual impairment testing for an asset is required, the Company estimates the asset's recoverable amount. An asset's recoverable amount is the higher of an asset's or CGU's fair value less costs of disposal and its value in use. It is determined for an

individual asset, unless the asset does not generate cash inflows that are largely independent of those from other assets or groups of assets. Where the carrying amount of an asset or CGU exceeds its recoverable amount, the asset is considered impaired and is written down to its recoverable amount.

In assessing value in use, the estimated future cash flows are discounted to their present value using a pre-tax discount rate that reflects current market assessments of the time value of money and the risks specific to the asset. In determining fair value less costs of disposal, recent market transactions are taken into account. If no such transactions can be identified, an appropriate valuation model is used.

d) Defined benefit plans

The cost of the defined benefit plan and other post-employment benefits and the present value of such obligation are determined using actuarial valuations. An actuarial valuation involves making various assumptions that may differ from actual developments in the future. These include the determination of the discount rate, future salary increases, mortality rates and attrition rate. Due to the complexities involved in the valuation and its long-term nature, a defined benefit obligation is highly sensitive to changes in these assumptions. All assumptions are reviewed at each reporting date.

e) Fair value measurement of financial instruments

When the fair values of financial assets and financial liabilities recorded in the balance sheet cannot be measured based on quoted prices in active markets, their fair value is measured using valuation techniques including the Discounted Cash Flow (DCF) model. The inputs to these models are taken from observable markets where possible, but where this is not feasible, a degree of judgement is required in establishing fair values. Judgements include considerations of inputs such as liquidity risk, credit risk and volatility. Changes in assumptions about these factors could affect the reported fair value of financial instruments.

f) Impairment of financial assets

The impairment provisions for financial assets are based on assumptions about risk of default and expected loss rates. The Company uses judgement in making these assumptions and selecting the inputs to the impairment calculation, based on Company's past history, existing market conditions as well as forward looking estimates at the end of each reporting period.

g) Deferred Tax

Deferred tax assets are recognized for unused tax losses to the extent that it is probable that taxable profit will be available against which the losses can be utilized. Significant management judgment is required to determine the amount of deferred tax assets that can be recognized, based upon the likely timing and the level of future taxable profits together with future tax planning strategies.

h) Provisions and contingencies

The assessments undertaken in recognizing provisions and contingencies have been made in accordance with Ind AS 37, 'Provisions, Contingent Liabilities and Contingent Assets'. The evaluation of the likelihood of the contingent events has required best judgment by management regarding the probability of exposure to potential loss. Should circumstances change following unforeseeable developments, this likelihood could alter.

i) Leases not in legal form of lease

Significant judgment is required to apply lease accounting rules under Appendix C to Ind AS 17 'Determining whether an arrangement contains a lease'. In assessing the applicability to arrangements

entered into by the Company, management has exercised judgment to evaluate the right to use the underlying asset, substance of the transactions including legally enforceable agreements and other significant terms and conditions of the arrangements to conclude whether the arrangement needs the criteria under Appendix C to Ind AS 17.

j) **Assets held for sale**

Significant judgment is required to apply the accounting of non-current assets held for sale under Ind AS 105 'Non-current Assets Held for Sale and Discontinued Operations'. In assessing the applicability, management has exercised judgment to evaluate the availability of the asset for immediate sale, management's commitment for the sale and probability of sale within one year to conclude if their carrying amount will be recovered principally through a sale transaction rather than through continuing use.

2.4 Recent accounting pronouncements

Standards issued but not yet effective

In March 2017, the Ministry of Corporate Affairs issued the Companies (Indian Accounting Standards) (Amendments) Rules, 2017, notifying amendments to Ind AS 7, 'Statement of cash flows' and Ind AS 102, 'Share-based payment.' These amendments are in accordance with the recent amendments made by International Accounting Standards Board

(IASB) to IAS 7, 'Statement of cash flows' and IFRS 2, 'Share-based payment,' respectively. The amendments are applicable to the Company from April 1, 2017.

Amendment to Ind AS 7

The amendment to Ind AS 7 requires the entities to provide disclosures that enable users of financial statements to evaluate changes in liabilities arising from financing activities, including both changes arising from cash flows and non-cash changes, suggesting inclusion of a reconciliation between the opening and closing balances in the balance sheet for liabilities arising from financing activities, to meet the disclosure requirement.

The Company is evaluating the requirements of the amendment and the effect on the financial statements is being evaluated.

Amendment to Ind AS 102

Further, amendments were made to Ind AS 102, with respect to accounting of a modification of a share-based payment transaction, treatment of vesting and non-vesting conditions in case of cash-settled share based payment transactions, and treatment of equity settled plan which otherwise allows net settlement by employers to settle their obligation towards withhold tax on share-based payment.

Such amendments do not have any effect on the Company's financial statements.

Note No.2 - Property, plant and equipment

As at 31 March 2017

(₹ in crore)

Description	Gross block				Accumulated depreciation				Net block	
	As at 01.04.2016	Additions	Disposals/ adjustments	As at 31.03.2017	As at 01.04.2016	For the year	Disposals/ adjustments	As at 31.03.2017	As at 31.03.2017	As at 31.03.2016
Leasehold land	3.48	-	-	3.48	0.05	0.01	-	0.06	3.42	3.43
Buildings	7.64	-	-	7.64	0.35	0.38	-	0.73	6.91	7.29
Furniture and fixtures	1.01	-	(0.01)	1.00	0.24	0.18	-	0.42	0.58	0.77
Vehicle	0.97	0.27	(0.08)	1.16	0.24	0.25	(0.03)	0.46	0.70	0.73
Plant and equipment	12.66	-	-	12.66	1.56	0.66	-	2.22	10.44	11.10
Office equipments	1.39	1.71	(0.08)	3.02	0.66	0.66	(0.02)	1.30	1.72	0.73
Total	27.15	1.98	(0.17)	28.96	3.10	2.14	(0.05)	5.19	23.77	24.05

As at 31 March 2016

(₹ in crore)

Description	Gross block				Accumulated depreciation				Net block	
	As at 01.04.2015 (Deemed Cost)	Additions	Disposals/ adjustments	As at 31.03.2016	As at 01.04.2015	For the year	Disposals/ adjustments	As at 31.03.2016	As at 31.03.2016	As at 01.04.2015
Leasehold land	3.48	-	-	3.48	-	0.05	-	0.05	3.43	3.48
Buildings	7.64	-	-	7.64	-	0.35	-	0.35	7.29	7.64
Furniture and fixtures	0.91	0.10	-	1.01	-	0.24	-	0.24	0.77	0.91
Vehicle	0.58	0.48	(0.09)	0.97	-	0.26	(0.02)	0.24	0.73	0.58
Plant and equipment	12.66	-	-	12.66	-	1.56	-	1.56	11.10	12.66
Office equipments	1.14	0.27	(0.02)	1.39	-	0.67	(0.01)	0.66	0.73	1.14
Total	26.41	0.85	(0.11)	27.15	-	3.13	(0.03)	3.10	24.05	26.41

a) Refer Note 38 regarding property, plant and equipment under finance lease.

b) Refer Note 36 for disclosure of contractual commitments for the acquisition of property, plant and equipment.

- c) The depreciation method applied to windmills has been changed from Written Down Method (WDV) to straight Line Method (SLM) to reflect the significant change in the expected pattern of consumption of the future economic benefits embodied in the wind mills. As per Ind AS 16 Property, Plant and Equipment, such change in the depreciation method is considered as a change in an accounting estimate and the effect of the change has been recognized prospectively in accordance with Ind AS 8-Accounting Policies, Changes in Accounting Estimates and Errors. The impact of the change in depreciation method is given as below:-

(₹ in crore)

Particulars	For the year 2016-17	From 2017-18 till end of the life of the wind mills
Depreciation as per WDV method	1.36	7.97
Depreciation as per SLM method	0.67	8.67
Net Increase/(Decrease) in depreciation	(0.70)	0.70

- d) Information regarding gross block of assets and accumulated depreciation under previous GAAP is as follows:

(₹ in crore)

Particulars	Gross block as at 01.04.2015	Accumulated depreciation as at 01.04.2015	Net Block as at 01.04.2015	Ind AS adjustments as at 01.04.2015	Opening balance as at 01.04.2015
					(Deemed cost)
Land					
-Leasehold land - Office space	3.44	-	3.44	(0.04)	3.48
-Leasehold land - others	0.13	0.05	0.08	0.08	-
Buildings	14.92	7.28	7.64	-	7.64
Furniture and fixtures	2.92	2.01	0.91	-	0.91
Vehicle	1.09	0.51	0.58	-	0.58
Plant and equipment	35.48	22.82	12.66	-	12.66
Office equipments	4.76	3.62	1.14	-	1.14
Capital expenditures not represented by capital asset	0.55	0.55	-	-	-
Total	63.29	36.84	26.45	0.04	26.41

Note No.3 - Intangible assets

As at 31 March 2017

(₹ in crore)

Description	Gross block				Accumulated amortisation				Net block	
	As at 01.04.2016	Additions	Disposals/ adjustments	As at 31.03.2017	As at 01.04.2016	For the year	Disposals/ adjustments	As at 31.03.2017	As at 31.03.2017	As at 31.03.2016
Computer software	0.89	1.04	-	1.93	0.40	0.57	-	0.97	0.96	0.49
Total	0.89	1.04	-	1.93	0.40	0.57	-	0.97	0.96	0.49

As at 31 March 2016

(₹ in crore)

Description	Gross block				Accumulated amortisation				Net block	
	As at 01.04.2015 (Deemed Cost)	Additions	Disposals/ adjustments	As at 31.03.2016	As at 01.04.2015	For the year	Disposals/ adjustments	As at 31.03.2016	As at 31.03.2016	As at 01.04.2015
Computer software	0.78	0.11	-	0.89	-	0.40	-	0.40	0.49	0.78
Total	0.78	0.11	-	0.89	-	0.40	-	0.40	0.49	0.78

- a) Information regarding gross block of assets and accumulated depreciation under previous GAAP is as follows:

(₹ in crore)

Particulars	Gross block as at 01.04.2015	Accumulated depreciation as at 01.04.2015	Net Block as at 01.04.2015	Ind AS adjustments as at 01.04.2015	Opening balance as at 01.04.2015
					(Deemed cost)
Computer software	3.18	2.40	0.78	-	0.78
Membership fee to power exchanges	0.30	0.30	-	-	-
Total	3.48	2.70	0.78	-	0.78

Note No.4 - Non-current investments in subsidiaries and associates

(₹ in crore)

Particulars	Face value ₹	Quantity as at 31.03.2017	Quantity as at 31.03.2016	Quantity as at 01.04.2015	Amount as at 31.03.2017	Amount as at 31.03.2016	Amount as at 01.04.2015
Carried at cost less impairment allowance							
Quoted investments							
Investment in equity instruments- fully paid up							
Subsidiary company							
- PTC India Financial Services Limited	10	417,450,001	337,250,001	337,250,001	754.77	446.00	446.00
Unquoted investments							
Investment in equity shares- fully paid up							
Subsidiary company							
- PTC Energy Limited (Wholly Owned)	10	654,117,494	140,687,488	55,000,000	654.12	140.69	55.00
Associate company							
- Krishna Godavari Power Utilities Limited (refer note below)	10	37,548,700	37,548,700	37,548,700	37.55	37.55	37.55
Impairment allowance for long term investment					(37.55)	(37.55)	-
Total					1,408.89	586.69	538.55
Aggregate book value of quoted investments					754.77	446.00	446.00
Aggregate market value of quoted investments					1,734.50	1,143.28	1,863.31
Aggregate book value of unquoted investments					691.67	178.24	92.55
Aggregate amount of impairment in the value of investments					(37.55)	(37.55)	-

The Company has pledged, in favour of Power Finance Corporation Limited (PFC) , 77,77,500 Equity Shares of ₹ 10 each at par held by it in M/s. Krishna Godavari Power Utilities Limited (KGPUL) along with the promoter of KGPUL to comply with the lending requirements of PFC for loan taken by KGPUL.

Note No.4A - Non-current investments

(₹ in crore)

Particulars	Face value ₹	Quantity as at 31.03.2017	Quantity as at 31.03.2016	Quantity as at 01.04.2015	Amount as at 31.03.2017	Amount as at 31.03.2016	Amount as at 01.04.2015
Investment in equity instruments- fully paid up - Unquoted							
Designated at fair value through other comprehensive income							
- Teesta Urja Limited	10	180,052,223	180,052,223	180,051,706	165.65	153.61	153.61
- Chenab Valley Power Projects Private Limited	10	4,080,000	100,000	100,000	4.08	0.10	0.10
- Athena Energy Ventures Private Limited	10	150,000,000	150,000,000	150,000,000	117.45	150.00	150.00
Total (equity instruments) A					287.18	303.71	303.71
Quoted investments							
Investment in mutual funds							
Designated at fair value through profit or loss							
- 'UTI- Fixed Interval Fund Annual Interval Plan III- Direct Growth Fund		-	-	3,036,394	-	-	5.70
- 'HDFC FMP 372D October 2013 (1) Series 28- Direct- Growth		-	-	10,000,000	-	-	11.40
- 'Reliance Interval Fund II Series 3 Direct Growth Fund		-	-	20,000,000	-	-	22.70
Total (mutual funds) B					-	-	39.80
Total (A)+(B)					287.18	303.71	343.51
Aggregate amount of quoted investments and market value thereof					-	-	39.80
Aggregate amount of unquoted investments					287.18	303.71	303.71

Restrictions for the disposal of investments held by the Company towards certain Subsidiary, associate and other companies are disclosed in Note 36.

Note No.5 - Non-current loans

(₹ in crore)

Particulars	As at 31.03.2017	As at 31.03.2016	As at 01.04.2015
Unsecured, considered good			
Loan to employees (including accrued interest)	0.77	0.76	0.88
Total	0.77	0.76	0.88

Loans given to employees are measured at amortised cost. The deferred payroll expenditure represents benefits accruing to the employees. The same will be amortised on a straight line basis over the remaining period of the loan.

Note No.6 - Other non-current financial assets

(₹ in crore)

Particulars	As at 31.03.2017	As at 31.03.2016	As at 01.04.2015
Unsecured, considered good			
Financial lease receivables (Refer Note 38(b))	682.09	714.26	716.65
Total	682.09	714.26	716.65

Considering the provisions of Appendix C to Ind AS-17 on 'Leases' w.r.t. determining whether an arrangement contains a lease, the Company has ascertained that the PSA entered with one of its customers falls under the definition of finance lease. Accordingly, the written down value of the specified assets has been derecognized from PPE and accounted as Finance Lease Receivables. Recovery of amounts against depreciation, interest on loan capital and return on equity (pre-tax) components from the customer is adjusted against Finance Lease Receivables and interest. The interest component of the Finance Lease Receivables and amount received on account of revision of tariff of previous periods in respect of the above three elements are recognised as 'Interest income on assets under finance lease' under Note 29-'Other Income'.

Note No.7 - Deferred tax assets (net)

(₹ in crore)

Particulars	As at 31.03.2017	As at 31.03.2016	As at 01.04.2015
(a) Deferred tax liabilities on account of timing differences in:-			
Difference in book depreciation and tax depreciation	3.16	2.18	2.33
Change in fair value of investment measured through profit or loss	-	0.67	1.53
Finance lease receivables	249.12	253.92	273.67
Sub-total (a)	252.28	256.77	277.53
(b) Deferred tax assets arising on account of timing differences in:-			
Employee benefits	1.85	1.29	1.05
Expenses not allowable for income tax in the current year	6.02	6.02	6.02
Finance lease obligations	249.12	253.92	273.67
Impairment loss on trade receivables/ advances	2.86	1.75	1.70
Sub-total (b)	259.85	262.98	282.44
Net deferred tax (liabilities)/assets (b-a)	7.57	6.21	4.91

Deferred tax assets and deferred tax liabilities have been offset as they relate to the same governing laws.

Movement in deferred tax balances

31 March 2017

(₹ in crore)

Particulars	Net balance 1 April 2016	Recognised in profit or loss	Recognised in OCI	Net balance 31 March 2017
Difference in book depreciation and tax depreciation	(2.18)	(0.98)	-	(3.16)
Employee benefits	1.29	0.38	0.18	1.85
Expenses not allowable for income tax in the current year	6.02	-	-	6.02
Change in fair value of investment measured through profit or loss	(0.67)	0.67	-	-
Finance lease Obligations	253.92	(4.80)	-	249.12
Finance lease receivables	(253.92)	4.80	-	(249.12)
Impairment loss on trade receivables/ advances	1.75	1.11	-	2.86
Tax assets/(liabilities)	6.21	1.18	0.18	7.57

31 March 2016

(₹ in crore)

Particulars	Net balance 1 April 2015	Recognised in profit or loss	Recognised in OCI	Net balance 31 March 2016
Difference in book depreciation and tax depreciation	(2.33)	0.15	-	(2.18)
Employee benefits	1.05	0.25	(0.01)	1.29
Expenses not allowable for income tax in the current year	6.02	-	-	6.02
Change in fair value of investment measured through profit or loss	(1.53)	0.86	-	(0.67)
Finance lease Obligations	273.67	(19.75)	-	253.92
Finance lease receivables	(273.67)	19.75	-	(253.92)
Impairment loss on trade receivables/ advances	1.70	0.05	-	1.75
Net tax assets/(liabilities)	4.91	1.31	(0.01)	6.21

Note No.8 - Income tax assets (net)

(₹ in crore)

Particulars	As at 31.03.2017	As at 31.03.2016	As at 01.04.2015
Unsecured, considered good			
Advance income tax (net)	14.04	14.44	13.21
Advance fringe benefit tax (net)	0.06	0.06	0.06
Total	14.10	14.50	13.27

Note No.9 - Other non-current assets

(₹ in crore)

Particulars	As at 31.03.2017	As at 31.03.2016	As at 01.04.2015
Unsecured, considered good			
Capital advances	5.21	0.38	0.38
Advances other than capital advances			
Prepayments	0.07	0.20	0.09
Deferred payroll expenditure	0.24	0.29	0.28
Total	5.52	0.87	0.75

Loans given to employees are measured at amortised cost. The deferred payroll expenditure represents benefits accruing to the employees. The same will be amortised on a straight line basis over the remaining period of the loan.

Note No.10 - Current investments

(₹ in crore)

Particulars	Quantity as at 31.03.2017	Quantity as at 31.03.2016	Quantity as at 01.04.2015	Amount as at 31.03.2017	Amount as at 31.03.2016	Amount as at 01.04.2015
Current maturities of long term investments						
Investment in mutual funds						
Designated at fair value through profit or loss						
Quoted investment	-					
- 'UTI- Fixed Interval Fund Annual Interval Plan III- Direct Growth Fund	-	3,036,394	-	-	6.15	-
- 'HDFC FMP 372D October 2013 (1) Series 28- Direct- Growth	-	10,000,000	-	-	12.37	-
- 'Reliance Interval Fund II Series 3 Direct Growth Fund	-	20,000,000	-	-	24.55	-
Total (A)				-	43.07	-
Investment in mutual funds						
Designated at fair value through profit or loss						
Unquoted investment						
- Reliance Short Term Fund- Growth	-	-	19,036,308	-	-	50.54
- Birla Sunlife Short Term Fund-DDR	-	27,330,845	4,781,586	-	32.18	5.66
- Franklin India Low Duration Fund Direct-(G)	-	-	29,632,556	-	-	45.79
- Birla Sunlife Treasury Optimizer Fund - Growth	-	-	2,895,293	-	-	50.51
- 'Birla Active Debt Multi Manager FOF Scheme Direct Plan Dividend	-	-	4,545,108	-	-	5.49
- Reliance Liquid Fund-Cash Plan- Growth	-	202,694	24,617	-	49.57	5.55
- Reliance Liquid Fund-Treasury Plan- (G)	-	-	73,326	-	-	25.01
- Kotak Liquid Scheme Plan A (G)	-	162,826	176,417	-	50.05	50.10
- SBI Magnum Insta Cash Fund Direct-(G)	492,017	-	96,971	82.41	-	30.02
- LIC MF Liquid Fund-Direct (G)	284,956	-	-	84.03	-	-
- UTI Money Market Fund-Growth-DIRECT	242,905	-	-	44.31	-	-
- Tata Money Market Fund-Growth- DIRECT	481,147	-	-	48.19	-	-
- L&T Liquid Fund-Direct Plan	395,847	-	-	40.09	-	-
- DHFL Pramerica Low Duration Fund - Direct Plan - Growth	27,319,415	-	-	62.06	-	-
- HDFC Liquid Fund - Direct - (G)	-	-	9,058,037	-	-	25.01
- Canara Robeco Liquid Fund - Direct - (G)	-	-	89,728	-	-	15.26
- ICICI Prudential Money Market Fund- Direct (G)	1,639,472	-	2,098,158	36.89	-	40.60
- JP Morgan India Treasury Fund - Growth	-	-	5,475,012	-	-	10.09
- ICICI Prudential Savings Fund- Growth	-	3,163,657	2,176,022	-	72.53	45.74
- ICICI Prudential Flexible Income Fund- Direct (G)	-	-	2,091,252	-	-	55.11
- IDFC Money Manager Fund- Direct (G)	14,122,288	-	14,458,180	36.36	-	32.08
- HDFC Banking & PSU Fund Direct - (G)	-	-	45,404,164	-	-	50.11
- 'Reliance Liquid Fund-Cash Plan- Growth	-	4,471	-	-	1.09	-
- 'Reliance Medium Term Fund DDR	29,586,269	12,047,395	-	102.63	38.23	-
- 'Birla Sunlife Savings Fund -Growth	-	3,069,182	-	-	90.18	-
- 'ICICI Prudential Ultra Short Term Fund- Direct (G)	-	32,642,434	-	-	50.94	-
- 'Indiabulls ultra Short Term Fund-Growth-Direct	-	169,554	-	-	25.06	-
- 'Indiabulls Liquid Fund Growth-Direct	221,652	149,087	-	35.22	22.00	-
- 'SBI Premier Liquid Fund-Direct-Growth	-	16,822	-	-	4.00	-
Total (B)				572.19	435.83	542.67
Grand Total (A) + (B)				572.19	478.90	542.67
Aggregate amount of quoted investments and market value thereof				-	43.07	-
Aggregate amount of unquoted investments and market value thereof				572.19	435.83	542.67

Note No.11 - Trade receivables

(₹ in crore)

Particulars	As at 31.03.2017	As at 31.03.2016	As at 01.04.2015
Trade receivables			
Unsecured, considered good	3,271.00	3,708.12	2,794.86
Considered doubtful	7.30	4.10	2.90
	3,278.30	3,712.22	2,797.76
Less: Impairment allowance for doubtful trade receivables	7.30	4.10	2.90
Total	3,271.00	3,708.12	2,794.86

- a) Trade receivables are hypothecated to the banks for availing the non- fund based working capital facilities.
- b) Trade receivables include an amount of ₹16.23 Crore due from Tamil Nadu Electricity Board (TNEB) towards compensation claim. Sole arbitrator gave order unfavourable to the company against which a petition has been filed by the company at Madras High Court. As assessed by the management, the chances of a decision in favour of the company is high as the award has been erroneously passed against the settled law and accordingly is likely to be set aside by the Hon'ble Madras High Court. Further, the Company has a recourse to claim similar amount from PSPCL in case the High Court Order is against the company.

Note No.12 - Cash and cash equivalents

(₹ in crore)

Particulars	As at 31.03.2017	As at 31.03.2016	As at 01.04.2015
Cash on hand- Staff Imprest	0.02	0.01	0.01
Balances with banks:-			
- in current accounts	34.06	158.81	165.97
-Deposits with original maturity upto three months	133.46	1.61	82.70
Total	167.54	160.43	248.68

Note No.13 - Bank balances other than cash and cash equivalents

(₹ in crore)

Particulars	As at 31.03.2017	As at 31.03.2016	As at 01.04.2015
Deposits with original maturity of more than three months and maturing within one year	-	-	30.00
Earmarked balances with banks for			
-Unpaid dividend account balance	1.12	1.02	0.87
Total	1.12	1.02	30.87

There are no amounts due and outstanding to be credited to the Investor Education and Protection Fund as at year end.

Note No.14 - Current loans

(₹ in crore)

Particulars	As at 31.03.2017	As at 31.03.2016	As at 01.04.2015
Unsecured, considered good			
Loans to employees (including accrued interest)	0.23	0.32	0.31
Gross total	0.23	0.32	0.31

Loans and advances due from directors - NIL.

Note No.15 - Other current financial assets

(₹ in crore)

Particulars	As at 31.03.2017	As at 31.03.2016	As at 01.04.2015
Unsecured, considered good			
Advances			
-Related party (PTC India Financial Services Limited-subsidiary company)	-	0.12	-
Security deposits			
-Related party (PTC Energy Limited-subsidiary company)	0.24	0.24	-
-Others	11.19	15.60	10.51
Finance lease receivables	37.76	19.45	74.13
Total	49.19	35.41	84.64

Note No.16 - Current tax assets (net)

(₹ in crore)

Particulars	As at 31.03.2017	As at 31.03.2016	As at 01.04.2015
Advance income tax	-	45.00	-
Total	-	45.00	-

Note No.17 - Other current assets

(₹ in crore)

Particulars	As at 31.03.2017	As at 31.03.2016	As at 01.04.2015
Unsecured, considered good			
Open access advances	42.35	56.81	52.03
Prepayments	0.37	1.26	0.73
Advance to suppliers	41.90	16.88	4.20
Other advances *	27.19	27.19	20.74
Service tax credit	0.11	0.12	-
Deferred payroll expenditure	0.03	0.03	0.03
Interest accrued but not due on fixed deposit	0.02	-	0.47
Unsecured, considered doubtful			
Advance to suppliers	0.94	0.94	2.03
Gross total	112.91	103.23	80.23
Less: Impairment allowance for doubtful advances to suppliers	0.94	0.94	2.03
Total	111.97	102.29	78.20

* includes ₹ 20.48 crore (March, 2016 ₹ 20.48 crore, (March, 2015 ₹ 20.48 crore) deposited with a supplier and ₹ 6.45 crore (March, 2016 ₹ 6.45 crore, (March, 2015 ₹ 6.45 crore) deposited with Commissioner of Custom. (Refer Note No 36)

Note No.18 - Assets classified as held for sale

(₹ in crore)

Particulars	Face value ₹	Quantity	Quantity	Quantity	Amount	Amount	Amount
		as at 31.03.2017	as at 31.03.2016	as at 01.04.2015	as at 31.03.2017	as at 31.03.2016	as at 01.04.2015
Investment in equity instruments- fully paid up							
Unquoted							
- Teesta Urja Limited	10	-	-	43,963,294	-	-	37.51
Total					-	-	37.51

The company invested a sum of ₹ 224.33 crores in equity of Teesta Urja Limited (TUL). TUL was implementing a project of 1200 MW Teesta III Hydro Electric Project. The execution of the project suffered due to natural calamities and due to non availability of equity funds. This led to time and cost overruns. Govt. of Sikkim (GoS) agreed to have 51% equity holding in TUL by partly acquiring shares from the existing shareholders and partly by subscribing to new shares. Accordingly the company being an existing shareholder needed to sell a part of its shareholding amounting to ₹ 44.03 crore to GoS which have been classified as held for sale at fair value of ₹ 37.51 crore on the transition date i.e. 1 April 2015.

Thereafter, the investment was sold at its fair value of ₹ 37.51 crore in August, 2015. As such there is no loss or profit on sale of such investments in FY 2015-16.

Note No.19 - Share capital

a) Equity share capital

(₹ in crore)

Particulars	As at 31.03.2017	As at 31.03.2016	As at 01.04.2015
Authorised			
750,000,000 equity shares of ₹10/- each (750,000,000 equity shares of ₹10/- each as at 31.03.2016 and 01.04.2015)	750.00	750.00	750.00
Issued, subscribed and fully paid up			
296,008,321 equity shares of ₹10/- each (296,008,321 equity shares of ₹10/- each as at 31.03.2016 and 01.04.2015)	296.01	296.01	296.01

b) Movement in equity share capital

Particulars	Shares (Nos.)	Shares (Nos.)	Shares (Nos.)
	For the year ended 31.03.2017	For the year ended 31.03.2016	For the year ended 31.03.2015
Outstanding at the beginning of the year	296,008,321	296,008,321	296,008,321
Issued during the year	-	-	-
Outstanding at the end of the year	296,008,321	296,008,321	296,008,321

c) Terms and rights attached to each share.

The Company has only one class of equity shares having a par value ₹10/- per share. The holders of the equity shares are entitled to receive dividends as declared from time to time and are entitled to voting rights proportionate to their share holding at the meetings of shareholders.

d) Dividend

(₹ in crore)

Particulars	Paid during the year	
	As at 31.03.2017	As at 31.03.2016
(i) Equity shares		
Final dividend for the year ended 31st March 2016 of ₹ 2.50 (31st March 2015: ₹ 2.20) per fully paid share	74.00	65.12
(ii) Dividends not recognised at the end of the reporting period		
In addition to the above dividends, since year end the Directors have recommended the payment of a final dividend of ₹ 3.00 (31st March 2016: ₹ 2.50) per fully paid equity share. This proposed dividend is subject to the approval of shareholders in the ensuing Annual General Meeting.		

e) Details of shareholders holding more than 5% shares in the Company*

Name of the shareholders	As at 31.03.2017		As at 31.03.2016		As at 01.04.2015	
	No. of shares	% holding	No. of shares	% holding	No. of shares	% holding
Life Insurance Corporation of India Limited*	31,091,270	10.50%	31,552,906	10.66%	31,599,606	10.68%
IDFC Premier Equity Fund	-	-	6,800,000	2.30%	16,653,000	5.63%

* inclusive of shares held by shareholders through various schemes/its various folios

f) Shares reserved for issue under options

Information relating to PTC India Limited Employee Stock Options Scheme (ESOP), including details of options issued, exercised and lapsed during the financial year and options outstanding at the end of the reporting period, is set out in note 51(g).

(₹ in crore)

Particulars	As at 31.03.2017	As at 31.03.2016	As at 01.04.2015
Equity shares for employee stock options (ESOP) (nos.)	21,000	21,000	65,813

Note No.20 - Other equity

(₹ in crore)

Particulars	As at 31.03.2017	As at 31.03.2016	As at 01.04.2015
Securities premium account	1,590.40	1,590.40	1,590.40
Share option outstanding account	0.12	0.12	0.22
General reserve	516.77	435.76	365.68
Contingency reserve	1.05	1.05	1.05
Retained Earnings	691.35	562.32	469.48
Other comprehensive income/(loss)	(0.31)	0.03	-
FVOCI-Equity investment reserve	(20.51)	-	-
Total	2,778.87	2,589.68	2,426.83

(₹ in crore)

Particulars	As at 31.03.2017	As at 31.03.2016
Reserves & surplus		
(i) Securities premium account		
Opening balance	1,590.40	1,590.40
Sub total (i)	1,590.40	1,590.40
(ii) Share option outstanding account		
Opening balance	0.12	0.22
Deductions during the year	-	(0.10)
Sub total (ii)	0.12	0.12
(iii) General reserve		
Opening balance	435.76	365.68
Additions during the year	81.01	70.08
Sub total (iii)	516.77	435.76
(iv) Contingency reserve		
Opening balance	1.05	1.05
Sub total (iv)	1.05	1.05
(v) Retained earnings		
Opening balance	562.32	469.48
Add: Profit for the year	290.87	234.43
Deductions during the year:		
(a) Cash dividend	(74.00)	(65.12)
(b) Dividend distribution tax on cash dividend	(6.83)	(6.39)
(c) Transfer to general reserve	(81.01)	(70.08)
Sub total (v)	691.35	562.32
Total Reserves & surplus (i)+(ii)+(iii)+(iv)+(v)	2,799.69	2,589.65

(₹ in crore)

Particulars	As at 31.03.2017	As at 31.03.2016
Other comprehensive income/(loss)		
Opening balance	0.03	-
Additions during the year	(0.34)	0.03
Total other comprehensive income/(loss)	(0.31)	0.03
FVOCI - Equity investment reserve		
Opening balance	-	-
Additions during the year	(20.51)	-
Total FVOCI - Equity investment reserve	(20.51)	-
Grand Total	2,778.87	2,589.68

Nature and purpose of reserves:

Securities premium account

Securities premium account is used to record the premium on issue of shares/ securities. This amount is utilised in accordance with the provisions of the Companies Act, 2013.

Share option outstanding account

The share option outstanding account is used to record the value of equity settled share based payment transactions with employees. The amounts recorded in this account are transferred to share premium upon exercise of stock options by employees.

General Reserve

General Reserve is a free reserve which is created from retained earnings. The Company may pay dividend and issue fully paid-up bonus shares to its members out of the general reserve account, and company can use this reserve for buy-back of shares.

Contingent Reserve

General Reserve is a free reserve which is created from retained earnings. The company may use it to meet any contingency.

Retained Earnings

Retained earnings comprise of the Company's undistributed earnings after taxes.

FVOCI-Equity Investment Reserve

The Company has elected to recognise changes in the fair value of certain investments in equity securities in other comprehensive income. These changes are accumulated within FVTOCI reserve within equity. The Company transfers amounts from this reserve to retained earnings when the relevant equity securities are derecognised.

Note No.21 - Non-current borrowings

(₹ in crore)

Particulars	As at 31.03.2017	As at 31.03.2016	As at 01.04.2015
Unsecured loans			
Long term maturities of finance lease obligations	682.80	714.97	717.36
Total	682.80	714.97	717.36

Considering the provisions of Appendix C to Ind AS-17 on 'Leases' w.r.t. determining whether an arrangement contains a lease, the Company has

ascertained that the PPA entered with one of its suppliers falls under the definition of finance lease. Accordingly, the written down value of the specified assets has been recognized as PPE and accounted as Finance Lease Obligations. Paid/ payable amounts against depreciation, interest on loan capital and return on equity (pre-tax) components to the supplier is adjusted against Finance Lease Obligations and interest. The interest component of the Finance Lease Obligations and amount paid on account of revision of tariff of previous periods in respect of the above three elements are recognised as 'Interest expense on assets under finance lease' under Note 33- 'Finance Cost'.

Note No.22 - Non-current provisions

(₹ in crore)

Particulars	As at 31.03.2017	As at 31.03.2016	As at 01.04.2015
Provision for employee benefits	4.96	3.86	2.64
Total	4.96	3.86	2.64

Disclosures required by Ind AS 19 'Employee Benefits' is made in Note 39.

Note No.23 - Trade payables

(₹ in crore)

Particulars	As at 31.03.2017	As at 31.03.2016	As at 01.04.2015
Trade payables - micro & small enterprises	-	-	-
Trade payables - others	2,732.10	2,478.57	1,886.78
Total	2,732.10	2,478.57	1,886.78

Based on the information available with the Company, there are no dues as at March 31, 2017 payable to enterprises covered under "Micro Small and Medium Enterprises Development Act, 2006". As such, no interest is paid/payable by the Company in terms of Section 16 of the Micro, Small and Medium Enterprises Development Act, 2006.

Note No.24 - Other current financial liabilities

(₹ in crore)

Particulars	As at 31.03.2017	As at 31.03.2016	As at 01.04.2015
Current maturities of finance lease obligations	37.76	19.45	74.13
Unpaid dividend (Refer note below)	1.12	1.02	0.87
Other payables			
Security deposits received	5.89	6.84	6.66
Payable to employees	3.86	2.73	1.84
Due to related parties			
-PTC Energy Limited (subsidiary company)	-	0.27	-
Total	48.63	30.31	83.50

Unpaid dividends are the amounts which have not been claimed by the investors. There are no amounts due and outstanding to be credited to the Investor Education and Protection Fund as at year end.

Note No.25 - Other current liabilities

(₹ in crore)

Particulars	As at 31.03.2017	As at 31.03.2016	As at 01.04.2015
Advances from customers	50.31	42.12	46.12
Statutory dues	3.46	7.66	0.95
Total	53.77	49.78	47.07

Note No.26 - Current provisions

(₹ in crore)

Particulars	As at 31.03.2017	As at 31.03.2016	As at 01.04.2015
Provision for employee benefits	0.58	0.10	0.64
Total	0.58	0.10	0.64

Disclosures required by Ind AS 19 'Employee Benefits' is made in Note 39.

Note No.27 - Current tax liabilities (net)

(₹ in crore)

Particulars	As at 31.03.2017	As at 31.03.2016	As at 01.04.2015
Current tax (net of advance tax)	6.37	19.75	2.62
Total	6.37	19.75	2.62

Note No.28 - Revenue from operations

(₹ in crore)

Particulars	For the year ended 31.03.2017	For the year ended 31.03.2016
Income from Operations		
Sale of electricity	13,734.66	12,128.23
Service charges	26.56	24.27
Other operating income		
Lease rental on assets under operating lease	193.40	214.32
Sale of services (consultancy)	8.37	5.48
Surcharge on sale of power (Refer Note 51(f) (i) & (ii))	111.84	103.63
Total	14,074.83	12,475.93

Considering the provisions of Appendix C to Ind AS-17 on Leases w.r.t. determining whether an arrangement contains a lease, the Company has ascertained that the PSA entered with one of its customers falls under operating lease. Recovery of amounts against depreciation, interest on loan capital and return on equity (pre-tax) from the customer are considered as lease rental on the assets under operating lease.

Note No.29 - Other income

(₹ in crore)

Particulars	For the year ended 31.03.2017	For the year ended 31.03.2016
Interest from financial assets at amortised cost		
-Deposit with banks	1.03	2.63
-Loan to employees	0.10	0.11
Interest income on assets under finance lease	132.95	100.63
Dividend from		
-Long-term investment in subsidiaries	40.47	33.73
-Current investments in mutual funds measured at fair value through profit or loss	24.27	27.81
Other non-operating income		
- Profit on sale/redemption of investments (net)	10.33	16.28
-Liabilities no longer required written back	29.48	-
-Rental income	0.02	0.19
-Exchange gain (net)	(1.19)	2.58
-Miscellaneous income	0.53	0.20
Total	237.99	184.16

Considering the provisions of Appendix C to Ind AS-17 on 'Leases' w.r.t. determining whether an arrangement contains a lease, the Company has ascertained that the PSA entered with one of its customers falls under the definition of finance lease. Accordingly, the written down value of the specified assets has been derecognized from PPE and accounted as Finance Lease Receivables. Recovery of amounts against depreciation, interest on loan capital and return on equity (pre-tax) components from the customer is adjusted against Finance Lease Receivables and interest. The interest component of the Finance Lease Receivables and amount received on account of revision of tariff of previous periods in respect of the above three elements are recognised as 'Interest income on assets under finance lease'.

Profit on sale/ redemption of investment includes fair value gain on financial instruments at fair value through profit or loss.

Miscellaneous income includes mainly the amount of Director sitting fee received from several entities.

Note No.30 - Purchases

(₹ in crore)

Particulars	For the year ended 31.03.2017	For the year ended 31.03.2016
Purchases of electricity	13,479.27	11,871.99
Total	13,479.27	11,871.99

Note No.31 - Operating expenses

(₹ in crore)

Particulars	For the year ended 31.03.2017	For the year ended 31.03.2016
Lease rental expenses on assets under operating lease	193.40	214.32
Surcharge expenses (Refer note 51(f)(i) & (ii))	16.67	33.72
Total	210.07	248.04

Considering the provisions of Appendix C to Ind AS-17 on Leases w.r.t. determining whether an arrangement contains a lease, the Company has ascertained that the PPA entered with one of its suppliers falls under operating lease. Paid/payables amounts against depreciation, interest on loan capital and return on equity (pre-tax) to the supplier are considered as lease rental expenses on the assets under operating lease.

Note No.32 - Employee benefit expense

(₹ in crore)

Particulars	For the year ended 31.03.2017	For the year ended 31.03.2016
Salaries and wages	25.58	22.65
Contribution to provident fund	0.95	0.87
Gratuity	0.41	0.30
Staff welfare expenses	1.72	1.67
Employee compensation expense (ESOP)	-	(0.10)
Total	28.66	25.39

Disclosures as per Ind AS 19 in respect of provision made towards various employee benefits are made in Note 39.

Note No.33 - Finance costs

(₹ in crore)

Particulars	For the year ended 31.03.2017	For the year ended 31.03.2016
Interest expense on assets under finance lease (Refer Note (a) below)	133.03	100.72
Interest expense on financial liabilities measured at amortised cost (Refer Note (b) below)	0.78	0.79
Interest on payment of income tax	0.78	1.11
Total	134.59	102.62

a) Considering the provisions of Appendix C to Ind AS-17 on 'Leases' w.r.t. determining whether an arrangement contains a lease, the Company has ascertained that the PPA entered with one of its suppliers falls under the definition of finance lease. Accordingly, the written down value of the specified assets has been recognized as PPE and accounted as Finance Lease Obligations. Paid/ payable amounts against depreciation, interest on loan capital and return on equity (pre-tax) components to the supplier is adjusted against Finance Lease Obligations and interest. The interest component of the Finance Lease Obligations and amount paid on account of revision of tariff of previous periods in respect of the above three elements are recognised as 'Interest expense on assets under finance lease'.

b) As per Power purchase agreements entered into with the off takers of Chukha and Kurichhu power projects (Bhutan), the interest earned on the term deposits made with commercial banks for the payments received on behalf of these projects is passed back to them. Accordingly interest income as well as expense is accounted for in the books of account.

Note No.34 - Other expenses

(₹ in crore)

Particulars	For the year ended 31.03.2017	For the year ended 31.03.2016
Rent	1.17	0.38
Repairs to building	0.74	0.67
Repairs to machinery - wind mill	0.96	0.91
Insurance	0.10	0.09
Rates and taxes	0.70	0.68
Payment to auditors	0.14	0.11
Legal & professional charges	2.66	3.42
Consultancy expenses	7.50	6.90
Advertisement	0.14	0.24
Communication	0.73	0.67
Business development	1.61	1.37
Travelling and conveyance expenses	3.06	3.28
Printing & stationery	0.34	0.28
Fees & expenses to directors	0.64	0.58
Repair & maintenance - others	0.74	0.70
Bank charges	2.65	2.38
EDP expenses	0.15	0.15
Books & periodicals	0.02	0.03
Water & electricity expenses	0.76	0.74
Bad debts/ advances written off	15.99	-
Impairment allowance for doubtful debts / advances	3.20	0.12
Security expenses	0.27	0.26
Property tax	0.09	0.08
Donation	-	0.06
Corporate social responsibilities expenses (CSR)	1.34	1.33
Miscellaneous expenses	2.79	1.44
Total	48.49	26.87

Miscellaneous expenses include AGM expenses, diwali expenses, annual day expenses, scheduling charges etc.

b) Details in respect of payment to auditors

(₹ in crore)

Particulars	For the year ended 31.03.2017	For the year ended 31.03.2016
As auditor		
Audit fee	0.09	0.08
Tax audit fees	0.01	0.01
In other capacity		
Other services (including certification)	0.03	0.01
Reimbursement of expenses	0.01	0.01
Total*	0.14	0.11

* inclusive of service tax

Note No.35 - Exceptional items

(₹ in crore)

Particulars	For the year ended 31.03.2017	For the year ended 31.03.2016
Profit/ (loss) on sale of fixed assets (net)	(0.02)	0.03
Provision for impairment losses in an associate company (Refer Note No 43)	-	(37.55)
Total	(0.02)	(37.52)

Note No.36 - Contingent liabilities and commitments

(₹ in crore)

Particulars	As at 31.03.2017	As at 31.03.2016	As at 01.04.2015
1. Contingent liabilities (to the extent not provided for)			
a) Claims against the Company not acknowledged as debt: (Refer Note (i) below)	201.03	187.33	165.91
b) Income tax liability that may arise in respect of matters in appeal preferred by the department/ company (Refer Note (ii) and (iii) below)	224.21	7.78	95.64
c) Customs duty liability that may arise in respect of matters in appeal (Refer Note (ii) and (iii) below)	17.16	17.16	17.16
2. Commitments			
Estimated amount of contracts remaining to be executed on capital account and not provided for (net of advances)	41.44	0.38	0.38

Notes

- i) Claims against the Company not acknowledged as debt include:
- The company had an arrangement with a supplier for purchase of power. The supplier claimed that the company did not off take the offered surplus power and claimed a damage of ₹ 84.95 Crore (31 March 2016: ₹ 84.95 crore, 1 April 2015: ₹ 84.95 crore). The arbitrator concluded the arbitration in favour of the company, however, the supplier has contested the award at High Court.
 - The company had an arrangement with a supplier for purchase of power. However, due to the prevalent market situation, the company was unable to find a buyer for power from the supplier for most of the period. The supplier raised a compensation bill of ₹ 43.28 Crore (31 March 2016: ₹ 43.28 crore, 1 April 2015: ₹ 43.38 crore) for non-supply of power. The matter is pending at Supreme Court. The company has paid a deposit amounting to ₹ 20.48 crore which is subject to the outcome of the appeal before the Appellate Tribunal.
 - Pending resolution of the issues with a supplier, the company has estimate an contingency liability of ₹ 68.36 crore (31 March 2016 ₹ 54.66 crore 1 April 2015: ₹ 33.24 crore) towards his claims
- ii) Disputed income tax/ custom duty pending before various forums/ authorities amount to ₹ 241.37 crore (31 March 2016: ₹ 24.94 crore, 1 April 2015: ₹ 112.80 crore). Many of these matters were adjudicated in favour of the Company but are disputed before higher forums/ authorities by the concerned departments.

The company has paid a deposit amounting to ₹ 6.45 crore against custom duty which is subject to the outcome of the appeal.

- iii) Pending resolution of the respective proceedings, it is not practicable for the company to estimate the timings of cash outflows, if any, in respect of the above as it is determinable only on receipt of judgements/decisions pending with various forums/authorities.

Possible Reimbursement

The contingent liabilities referred to in (i) above, include an amount of ₹ 68.36 crore (31 March 2016: ₹ 54.66 crore, 1 April 2015: ₹ 33.94 crore), for which Company envisages possible reimbursement from the one of its suppliers in full.

Commitments

- a). Estimated amount of contracts remaining to be executed on capital account (property, plant & equipment and intangible assets) and not provided for as at 31 March 2017 is ₹ 41.44 crore (31 March 2016: ₹ 0.38 crore, 1 April 2015: ₹ 0.38 crore). The details is as under:-

(₹ in crore)

Particulars	As at 31.03.2017	As at 31.03.2016	As at 01.04.2015
Property, plant and equipment	41.20	-	-
Intangible assets	0.24	0.38	0.38

- b). In respect of investments of ₹ 1408.89 crore (31 March 2016: ₹ 586.69 crore, 1 April 2015: ₹ 501 crore) in subsidiary Companies, the Company has restrictions for their disposal as at 31 March 2017 as under:

(₹ in crore)

Name of the Subsidiary	Period of restrictions for disposal of investments as per related agreements	Carrying amount		
		31 March 2017	31 March 2016	1 April 2015
PTC India Financial Services Limited	The company holds 41,74,50,001 equity shares of PTC India Financial Services Limited as on 31.03.2017. Lock in period of 3,37,25,0001 shares stands released on 31.08.2017 and 8,02,00,000 shares stands released on 28.02.2020.	754.77	446.00	446.00
PTC Energy Limited	The company has to own not less than 51% of the equity share capital during the tenure of the loans taken by PTC Energy Limited.	654.12	140.69	55.00
Total		1,408.89	586.69	501.00

- c). In respect of investments of ₹ 165.65 crore (31 March 2016: ₹ 153.61 crore, 1 April 2015: ₹ 153.61 crore) in other Companies, the Company has restrictions for their disposal as at 31 March 2017 as under:

(₹ in crore)

Name of the Company	Period of restrictions for disposal of investments as per related agreements	Carrying amount		
		31 March 2017	31 March 2016	1 April 2015
Teesta Urja Limited	GOS shall consider the proposal of any shareholder to divest its equity share after the completion of two years from the Commercial Operation date of the project or earlier on mutual beneficial terms.	165.65	153.61	153.61
Total		165.65	153.61	153.61

Note No.37 - Disclosure as per Ind AS 12 'Income taxes'

(a) Income tax expense

- i) Income tax recognised in Statement of Profit and Loss

(₹ in crore)

Particulars	For the year ended 31.03.2017	For the year ended 31.03.2016
Current tax expense		
Current tax	119.32	111.01
Deferred tax expense		
Origination and reversal of temporary differences	(1.18)	(1.31)
Total income tax expense	118.14	109.70

- ii) Income tax recognised in other comprehensive income

(₹ in crore)

Particulars	For the year ended 31 March 2017			For the year ended 31 March 2016		
	Before tax	Tax benefit / (Expenses)	Net of tax	Before tax	Tax benefit / (Expenses)	Net of tax
Remeasurements of post-employment benefit obligations	(0.52)	0.18	(0.34)	0.04	(0.01)	0.03
Equity instruments through other comprehensive income	(20.51)	-	(20.51)	-	-	-
Total	(21.03)	0.18	(20.85)	0.04	(0.01)	0.03

- iii) Reconciliation of tax expense and the accounting profit multiplied by India's domestic tax rate

(₹ in crore)

Particulars	For the year ended 31 March 2017	For the year ended 31 March 2016
Profit before tax	409.01	344.13
Tax using the Company's domestic tax rate of 34.608% (31 March 2016 - 34.608%)	141.55	119.10
Tax effect of:		
Non-deductible tax expenses	2.73	14.71
Tax-exempt income	(24.96)	(22.78)
Others	-	(0.02)
Current tax Provisions (a)	119.32	111.01
Deferred tax liability on account of finance lease receivable and other items	5.78	19.75
Deferred tax liability on account of finance lease obligations and other items	(6.97)	(21.06)
Deferred tax provision (b)	1.19	1.31
Tax expenses recognised in statement of Profit and Loss (a+b)	118.13	109.70
Effective Tax Rate	28.88%	31.88%

(b) Tax losses carried forward

(₹ in crore)

Particulars	31 March 2017	Expiry date	31 March 2016	Expiry date
Unused tax losses for which no deferred tax asset has been recognised	-			
Long Term Capital Losses			2.10	31 March, 2017
	24.91	31 March, 2019	25.84	31 March, 2019
	48.96	31 March, 2024	48.96	31 March, 2024
Total	73.87		76.90	
Potential tax benefit at the tax rate of 23.07%	17.04		17.74	

Deferred tax assets have not been recognised in respect of the tax losses incurred by the Company that is not likely to generate taxable income in the foreseeable future.

(c) Unrecognised deferred tax assets and liabilities

Unrecognized deferred tax liabilities

There is no unrecognised deferred tax liabilities

Unrecognised deferred tax assets

Deferred tax assets have not been recognized on provision for impairment in value of investment and decrease in fair value of investments through FVOCI as there is no certainty of its realisation.

(d) Dividend distribution tax on proposed dividend not recognised at the end of the reporting period

Since year end, the directors have recommended the payment of final dividend amounting to ₹ 88.80 crore (31 March 2016: 74.00 crore). The dividend distribution tax on this proposed dividend amounting to ₹ 18.06 crore (31 March 2016: ₹15.06 crore) has not been recognised since this proposed dividend is subject to the approval of shareholders in the ensuing annual General Meeting.

Note No.38 - Disclosure as per Ind AS 17 'Leases'

a) Operating leases

i. Leases as lessee

- The Company's leasing arrangements are in respect of operating leases of premises for office and land. An amount of ₹ 1.17 crore (31 March 2016: ₹ 0.38 crore) towards lease payments in respect of premises for offices and land are included under 'Rent' in Note 34.
- The Company has classified the arrangement with one of its suppliers as lease based on the principles enunciated in Appendix C of Ind AS 17 and accounted for as operating lease in accordance with those principles. An amount of ₹ 193.40 crore (31 March 2016: ₹ 214.32 crore) towards lease payments in respect of the arrangement are included under Lease rental expenses on assets under operating lease' in Note 31-'Operating expenses'

- The future minimum lease payments (MLPs) under non-cancellable leases in respect of the operating leases are as follows:

(₹ in crore)

Particulars	31 March 2017	31 March 2016	1 April 2015
Less than one year	186.03	194.18	214.40
Between one and five years	655.38	689.17	722.95
More than five years	1,614.50	1,765.68	1,925.30
	2,455.91	2,649.03	2,862.65

ii. Leases as lessor

- The Company has classified the arrangement with one of its customers as lease based on the principles enunciated in Appendix C of Ind AS 17 and accounted for as operating lease in accordance with those principles. An amount of ₹ 193.40 crore (31 March 2016: ₹ 214.32 crore) towards lease receipts in respect of the arrangement are included under 'Lease rentals on asset under operating lease' in Note 28- Revenue from operations. The future minimum lease payments (MLPs) under non-cancellable leases in respect of the same are as follows:

(₹ in crore)

Particulars	31 March 2017	31 March 2016	1 April 2015
Less than one year	184.96	193.40	214.32
Between one and five years	655.38	689.17	722.95
More than five years	1,614.50	1,765.68	1,925.30
	2,454.84	2,648.25	2,862.57

b) Finance leases

i. Leases as lessee

- Leasehold land acquired by the Company are capitalised at the present value of the total minimum lease payments to be paid over the lease term. Future lease rentals are recognised as 'Finance lease obligations' at their present values. The leasehold land is amortised considering the significant accounting policies of the Company.
- The Company has classified the arrangement with one of its suppliers in the nature of lease based on the principles enunciated in Appendix C of Ind AS 17, 'Leases' and accounted for as finance lease in accordance with those principles.
- The future minimum lease payments (MLPs) under non-cancellable leases in respect of the same are as follows:

(₹ in crore)

Particulars	31 March 2017		31 March 2016		1 April 2015	
	MLPs	Present value of MLP	MLPs	Present value of MLP	MLPs	Present value of MLP
Less than one year	144.72	37.76	123.07	19.45	182.74	74.13
Between one and five years	639.16	191.16	522.68	158.38	513.71	127.60
More than five years	1825.21	491.64	1,997.43	556.59	2,119.64	589.76
Total minimum lease payments	2609.09	720.56	2,643.18	734.42	2,816.09	791.49
Less amounts representing unearned finance income	720.56	734.42	791.49			
Present value of minimum lease payments	1,888.53	720.56	1,908.76	734.42	2,024.60	791.49

ii Leases as lessor

The Company has classified the arrangement with one of its customers in the nature of lease based on the principles enunciated in Appendix C of Ind AS 17, 'Leases' and accounted for as finance lease in accordance with those principles. The future minimum lease payments (MLPs) under non-cancellable leases in respect of the same are as follows:

(₹ in crore)

Particulars	31 March 2017		31 March 2016		1 April 2015	
	MLPs	Present value of MLP	MLPs	Present value of MLP	MLPs	Present value of MLP
Less than one year	144.64	37.76	122.99	19.45	182.66	74.13
Between one and five years	638.83	191.16	522.35	158.38	513.38	127.60
More than five years	1819.71	490.93	1,991.85	555.88	2,113.98	589.05
Total minimum lease payments	2603.18	719.85	2,637.19	733.71	2,810.02	790.78
Less amounts representing unearned finance income	719.85	733.71	790.78			
Present value of minimum lease payments	1,883.33	719.85	1,903.48	733.71	2,019.24	790.78

Note No.39 - Disclosure as per Ind AS 19 'Employee benefits'

(i) Defined contribution plans:

A. Provident fund

The Company pays fixed contribution to provident fund to the appropriate authorities. The contributions to the fund for the year are recognized as expense and are charged to the profit or loss. An amount of ₹ 0.95 crore (31 March 2016: ₹ 0.87 crore) for the year is recognised as expense on this account and charged to the Statement of Profit and Loss.

(ii) Defined benefit plans:

A. Gratuity

- a) The Company has a defined benefit gratuity plan. Every employee who has rendered continuous service of five years or more is entitled to gratuity at 15 days salary (15/26 X last drawn basic salary) for each completed year of service subject to a maximum of ₹ 0.10 crore on superannuation, resignation, termination, disablement or on death.

Based on the actuarial valuation obtained in this respect, the following table sets out the status of the gratuity and the amounts recognised in the Company's financial statements as at balance sheet date:

(₹ in crore)

Particulars	As at 31 March 2017	As at 31 March 2016	As at 1 April 2015
Net defined benefit (asset)/liability :			
Gratuity (funded)	1.77	1.04	0.62
Total	1.77	1.04	0.62

Total employee benefit liabilities

(₹ in crore)

Non-current	1.77	1.04	0.62
Current	-	-	-
Total	1.77	1.04	0.62

Movement in net defined benefit (asset)/liability for the year

(₹ in crore)

Particulars	Defined benefit obligation		Fair value of plan assets		Net defined benefit (asset) liability	
	31 March 2017	31 March 2016	31 March 2017	31 March 2016	31 March 2017	31 March 2016
Opening balance	1.73	1.33	0.69	0.71	1.04	0.62
Included in profit or loss:						
Current service cost	0.31	0.25	-	-	0.31	0.25
Interest cost (income)	0.15	0.11	(0.06)	(0.06)	0.09	0.05
Total amount recognised in profit or loss	0.46	0.36	(0.06)	(0.06)	0.41	0.30

Included in OCI:

(₹ in crore)

Particulars	31 March 2017	31 March 2016	31 March 2017	31 March 2016	31 March 2017	31 March 2016
Actuarial loss (gain) arising from:						
Demographic assumptions	0.03	(0.05)	-	-	0.03	(0.05)
Financial assumptions	0.42	0.06	0.01	0.01	0.43	0.07
Experience adjustment	(0.13)	0.11	-	-	(0.13)	0.11
Expenses for employee on deputation	(0.01)	(0.01)	-	-	(0.01)	(0.01)
Total amount recognised in other comprehensive income	0.31	0.11	0.01	0.01	0.32	0.12

Other

(₹ in crore)

Contributions paid by the employer						
Benefits paid	0.18	0.07	0.18	0.07	-	-
Closing balance	2.32	1.73	0.55	0.69	1.77	1.04

B. Post-Retirement Medical Benefits (PRMB)

The Company has Post-Retirement Medical Facility Benefits (PRMB), under which the eligible retired employees and their spouses are provided medical facilities and an out-patient actual medical reimbursement subject to a ceiling fixed by the Company. The liability for the same is recognised annually on the basis of actuarial valuation. "

Based on the actuarial valuation obtained in this respect, the following table sets out the status of the PRMB and the amounts recognised in the Company's financial statements as at balance sheet date:

(₹ in crore)

Particulars	As at 31 March 2017	As at 31 March 2016	As at 1 April 2015
Net defined benefit (asset)/liability :			
Non-current	0.45	0.02	0.43
Current	0.03	0.28	-
Total	0.48	0.30	0.43

Movement in net defined benefit (asset)/liability for the year

(₹ in crore)

Particulars	Defined benefit obligation	
	31 March 2017	31 March 2016
Opening balance	0.30	0.43
Included in profit or loss:		
Current service cost	0.01	0.01
Interest cost (income)	-	0.03
Total amount recognised in profit or loss	0.01	0.04

Included in OCI:

(₹ in crore)

Actuarial loss (gain) arising from:		
Financial assumptions	0.05	-
Experience adjustment	0.15	(0.15)
Total amount recognised in other comprehensive income	0.20	(0.15)

Contributions paid by the employer

(₹ in crore)

Benefits paid	0.03	0.02
Closing balance	0.48	0.30

C. Plan assets

Plan assets comprise the following

(₹ in crore)

Particulars	As at 31 March 2017	As at 31 March 2016	As at 1 April 2015
Net defined benefit (asset)/liability :			
Insurer Managed Funds	87.75%	91.30%	91.55%
Current Bank Account	12.25%	8.70%	8.45%
Total	100%	100%	100%

Actual return on plan assets is ₹ 0.04 crore (31 March 2016: ₹ 0.05 crore).

D. Defined benefit obligations
i. Actuarial assumptions

The following were the principal actuarial assumptions at the reporting date:

Particulars	31 March 2017	31 March 2016	1 April 2015
Discount rate	7.54%	8.00%	8.00%
Retirement Age	60/62	60/62	60/62
Expected return on plan assets-Gratuity	7.54%	8.00%	8.00%
Withdrawal Rate	1-3%	1-3%	1-3%
In Service Mortality	IALM (2006-08)	IALM (2006-08)	IALM (2006-08)
Salary escalation rate	7.00%	6.00%	5.50%

The estimates of future salary increases considered in actuarial valuation, take account of inflation, seniority, promotion and other relevant factors, such as supply and demand in the employment market. Further, the expected return on plan assets is determined considering several applicable factors mainly the composition of plan assets held, assessed risk of asset management and historical returns from plan assets.

ii. Sensitivity analysis

Reasonably possible changes at the reporting date to one of the relevant actuarial assumptions, holding other assumptions constant, would have affected the defined benefit obligation by the amounts shown below:

(₹ in crore)

Particulars	31 March 2017		31 March 2016	
	Increase	Decrease	Increase	Decrease
Discount rate (0.50% movement)	(0.15)	0.16	(0.10)	0.11
Salary escalation rate (0.50% movement)	0.16	(0.15)	0.11	(0.10)

Although the analysis does not take account of the full distribution of cash flows expected under the plan, it does provide an approximation of the sensitivity of the assumptions shown.

The sensitivity analysis above have been determined based on a method that extrapolates the impact on defined benefit obligation as a result of reasonable changes in key assumptions occurring at the end of the reporting period. This analysis may not be representative of the actual change in the defined benefit obligations as it is unlikely that the change in assumptions would occur in isolation of one another as some of the assumptions may be correlated.

E. Risk exposure

Through its defined benefit plans, the Company is exposed to a number of risks, the most significant of which are detailed below:

a) Asset volatility

The plan liabilities are calculated using a discount rate set with reference to bond yields; if plan assets underperform this yield, this will create a deficit. Most of the plan asset investments are in fixed income securities with high grades and in government securities. These are subject to interest rate risk and the fund manages interest rate risk with derivatives to minimise risk to an acceptable. The equity securities are expected to earn a return in excess of the discount rate and contribute to the plan deficit. Any deviations from the range are corrected by rebalancing the portfolio. The Company intends to maintain the above investment mix in the continuing years.

b) Changes in discount rate

A decrease in discount rate will increase plan liabilities, although this will be partially offset by an increase in the value of the plans' assets holdings.

The Company actively monitors how the duration and the expected yield of the investments are matching the expected cash outflows arising from the employee benefit obligations. The Company has not changed the processes used to manage its risks from previous periods.

F. Expected maturity analysis of the defined benefit plans in future years

(₹ in crore)

Particulars	Less than 1 year	Between 1-2 years	Between 2-5 years	Over 5 years	Total
31 March 2017					
Gratuity	0.14	0.04	0.26	1.88	2.32
Post-retirement medical facility (PRMF)	0.03	0.02	-	0.03	0.08
Total	0.17	0.06	0.26	1.91	2.40

(₹ in crore)

Particulars	Less than 1 year	Between 1-2 years	Between 2-5 years	Over 5 years	Total
31 March 2016					
Gratuity	0.05	0.12	0.20	1.36	1.73
Post-retirement medical facility (PRMF)	0.01	0.01	0.01	0.03	0.06
Total	0.06	0.13	0.21	1.39	1.79

(₹ in crore)

Particulars	Less than 1 year	Between 1-2 years	Between 2-5 years	Over 5 years	Total
1 April 2015					
Gratuity	0.18	0.02	0.13	1.01	1.34
Post-retirement medical facility (PRMF)	0.01	0.02	0.01	0.22	0.26
Total	0.19	0.04	0.14	1.23	1.60

Expected contributions to post-employment benefit plans for the year ending 31 March 2018 are ₹ 0.49 crore.

The weighted average duration of the defined benefit plan obligation at the end of the reporting period is as under:-

(₹ in crore)

Particulars	31 March, 2017	31 March, 2016	1 April, 2015
Gratuity	17.40	17.62	17.86
Post-retirement medical facility (PRMF)	5.96	5.79	17.86

(iii) Other long term employee benefit plans

Leave

The Company provides for earned leave benefit (including compensated absences), non-encashable leave (NEL) and half-pay leave (not applicable for new employee joining after November, 2008) to the employees of the Company which accrue annually at 34 days, 6 days and 20 days respectively. Earned leave (EL) is encashable while in service whereas NEL is non-encashable while in service. Total number of leave (i.e. EL & NEL combined) that can be encashed on superannuation shall be restricted to 300 days and in addition to this half-pay leave is encashable upto 150 days. The scheme is unfunded and liability for the same is recognised on the basis of actuarial valuation. A provision of ₹1.12 crore (31 March 2016:

₹ 0.75 crore) for the year have been made on the basis of actuarial valuation at the year end and debited to the Statement of Profit and Loss.

Note No.40 - Disclosure as per Ind AS 24 'Related Party Disclosures'

a) List of Related parties:

i) Subsidiaries:

1. PTC India Financial Services Limited
2. PTC Energy Limited

ii) Associates:

Krishna Godavari Power Utilities Limited

iii) Key Managerial Personnel (KMP):

A) Whole time directors

Shri Deepak Amitabh Chairman and Managing Director
 Shri Arun Kumar Director (Finance) & CFO
 Shri Ajit Kumar Director (Commercial & Operations)
 Dr. Rajib Kumar Mishra Director (Marketing & Business Development)

B) Non-whole time directors

Shri Anil Razdan
 Shri Dharendra Swarup
 Shri Dipak Chatterjee
 Shri H.L. Bajaj
 Hemant Bhargava (Nominee director of Life Insurance Corporation of India)
 Shri S Balachandran
 Shri Ved Kumar Jain

iv) Entities having significance influence on the company

1. NTPC Limited.
2. Power Grid Corporation of India Limited.
3. Power Finance Corporation Limited
4. NHPC Limited

v) Other Related Parties:

PTC Foundation
 PTC India Gratuity Trust

b) Transactions with the related parties are as follows:

(₹ in crore)

Name of Related Party	Influence	Nature of Transaction	Year ending March 31, 2017	Year ending March 31, 2016	
NTPC Limited.	Entities having significance influence on the company	Director sitting fees for its nominee directors	0.06	0.03	
		Professional charges	-	0.24	
Power Grid Corporation of India Limited.		Director sitting fees for its nominee directors	0.01	0.01	
		Services received (wheeling charges)	-	0.03	
Power Finance Corporation Limited		Director sitting fees for its nominee directors	0.03	0.02	
NHPC Limited		Director sitting fees for its nominee directors	0.03	0.02	
		Electricity traded through IEX	57.75	184.58	
		Services charges (IEX) (excluding service tax)	0.72	2.89	
Shri Anil Razdan		Non-whole time directors	Director sitting fee	0.11	0.06
Shri Dharendra Swarup				0.13	0.10
Shri Dipak Chatterjee	0.10			0.10	
Shri H.L. Bajaj	0.06			0.05	
Life Insurance Corporation of India for its nominee director Shri Hemant Bhargava	0.02			0.05	
Shri S Balachandran	-			0.10	
Shri Ved Kumar Jain	0.09			0.06	
Krishna Godavari Power Utilities Limited	Associate	Impairment allowance for long term investment	-	37.55	
PTC India Financial Services Limited	Subsidiaries	Director sitting fees received	0.21	-	
		Dividend received from subsidiary	40.47	33.73	
		Equity investment made by the Company in the subsidiary	308.77	-	
		Payment of expenses on behalf of the subsidiary	0.33	0.15	
PTC Energy Limited		Director sitting fees received	0.14	-	
		Payment of expenses etc on behalf of the subsidiary	0.10	0.15	
		Equity investment made by the Company in the subsidiary	513.43	85.69	
		Payment of expenses etc by the subsidiary on behalf of the Company	0.15	0.02	
		Rent paid (including service tax)	1.17	0.29	
		Liabilities of Leave & Gratuity transfer	0.02	0.01	
	Transfer of Fixed assets to subsidiary	0.0011	0.01		
	Security Given	0.24	0.24		
PTC Foundation	Controlled Trust	Consultancy income (including service tax)	0.02	-	
		Rental income (including service tax)	0.03	0.21	
		Contribution for CSR	0.34	-	
Compensation to Key management personnel		Influence	Year ended March 31, 2017	Year ended March 31, 2016	
Shri Deepak Amitabh		Whole time director	1.20	1.03	
- Short term employee benefits			1.12	1.00	
- Post employment benefits			0.01	-	
- Other long term benefits			0.07	0.03	
Dr. Rajib Kumar Mishra *			0.97	0.79	
- Short term employee benefits			0.90	0.76	
- Post employment benefits			0.03	0.01	
- Other long term benefits			0.04	0.02	
Shri Ajit Kumar **			0.94	0.69	
- Short term employee benefits			0.89	0.66	
- Post employment benefits			0.02	0.01	
- Other long term benefits			0.03	0.02	
Shri Arun Kumar ***			0.97	0.75	
- Short term employee benefits			0.88	0.63	
- Post employment benefits			0.01	0.03	
- Other long term benefits			0.08	0.09	
Total Compensation to Key management personnel			4.08	3.26	

* Became director w.e.f. 24th February 2015

** Became director w.e.f. 2nd April 2015

*** Became director w.e.f. 16th June 2015

Investment Outstanding without impairment allowance for long term investment

(₹ in crore)

Name of the company	Relationship	As at 31.03.2017	As at 31.03.2016	As at 01.04.2015
PTC Energy Limited	Subsidiary	654.12	140.69	55.00
PTC India Financial Services Limited	Subsidiary	754.77	446.00	446.00
Krishna Godavari Power Utilities Limited	Associate	37.55	37.55	37.55

Provision for impairment loss

(₹ in crore)

Name of the company	Relationship	As at 31.03.2017	As at 31.03.2016	As at 01.04.2015
Krishna Godavari Power Utilities Limited	Associate	37.55	37.55	-

Balance Outstanding

(₹ in crore)

Name of the company	Relationship	Nature	As at 31.03.2017	As at 31.03.2016	As at 01.04.2015
NHPC Limited	Significant Influence	Balance payable	-	2.27	4.62
PTC India Financial Services Limited	Subsidiary	Balance recoverable	-	0.12	-
PTC Energy Limited	Subsidiary	Balance Payable	-	0.27	-
		Security Deposit payable	0.24	0.24	-
PTC Foundation	Controlled Trust	Balance payable	0.24	-	-

Terms and conditions of transactions with the related parties

- Transactions with the related parties are made on normal commercial terms and conditions and at market rates.
- The Company is deputing its employees to Subsidiaries as per the terms and conditions agreed between the companies, which are similar to those applicable for deputation of employees to other companies and institutions. The cost incurred by the company towards superannuation and employee benefits are recovered from these companies.
- Consultancy services provided by the Company to Subsidiaries are generally on nomination basis at the terms, conditions and principles applicable for consultancy services provided to other parties.
- The company has taken/given office space on lease from/to subsidiary company. The rent and other terms and conditions are fixed after mutual discussion and after taking into account the prevailing market conditions.
- Outstanding balances of Subsidiaries and other related parties at the year-end, are unsecured and interest free and settlement occurs through banking transaction. For the year ended 31 March 2017, the company has not recorded any impairment of receivables relating to amounts owed by related parties (31 March 2016: ₹ Nil). This assessment is undertaken each financial year through examining the financial position of the related party and the market in which the related party operates.

Note No.41 - Disclosure as per Ind AS 27 'Separate financial statements'

a) Investment in Subsidiaries:*

(₹ in crore)

Company Name	Country of incorporation	Proportion of ownership interest		
		As at 31.03.2017	As at 31.03.2016	As at 01.04.2015
PTC Financial Services Limited	India	64.99	60.00	60.00
PTC Energy Limited	India	100.00	100.00	100.00

b) Investment in an Associates:*

(₹ in crore)

Company Name	Country of incorporation	Proportion of ownership interest		
		As at 31.03.2017	As at 31.03.2016	As at 01.04.2015
Krishna Godavari Power Utilities Limited	India	49.00	49.00	49.00

* Equity investments in subsidiaries and associate are measured at cost as per the provisions of Ind AS 27 on 'Separate Financial Statements'.

Note No.42 - Earning per equity share

Particulars	For the year ended 31.03.2017	For the year ended 31.03.2016
Opening equity shares	296,008,321	296,008,321
Equity shares issued during the year	-	-
Closing equity shares	296,008,321	296,008,321
Weighted average number of equity shares used as denominator for basic earnings	296,008,321	296,008,321
Weighted average number of equity shares resulting from assumed exercise of employee stock options	21,000	21,000
Weighted average number of equity shares used as denominator for diluted earnings	296,029,321	296,029,321
Net profit after tax used as numerator (amount in ₹ crore)	290.87	234.43
Basic earnings per share (amount in ₹)	9.83	7.92
Diluted earnings per share (amount in ₹)	9.83	7.92
Face value per share (amount in ₹)	10.00	10.00

Note No.43 - Disclosure as per Ind AS 36 'Impairment of Assets'

As required by Ind AS 36, an assessment of impairment of assets was carried out and based on such assessment, the Company has accounted impairment losses as below:

The Company has invested ₹ 37.55 crore as 49% of equity in its associate "Krishna Godavari Power Utilities Limited (KGPUL)" for 60 MW Thermal imported coal based project. The project was 90% completed and further progress on the project was stopped due to paucity of funds. One of the lenders has carried out the valuation of assets of the project and based on the valuation report, the company has recognized an impairment loss of ₹ 37.55 crore in respect of such investment and disclosed as an exceptional item in the Statement of Profit and Loss for the year ended 31 March, 2016.

Also, refer Note No. 45 for "Reconciliation of impairment loss provisions".

Note No.44 - First-time adoption of Ind AS

Transition to Ind AS

These are the Company's first Financial Statements in accordance with Ind AS. For periods up to and including the year ended 31 March 2016, the Company prepared its financial statements in accordance with previous GAAP, including accounting standards notified under the Companies (Accounting Standards) Rules, 2006 (as amended). The effective date for Company's Ind AS Opening Balance Sheet is 1 April 2015 (the date of transition to Ind AS).

The accounting policies set out in Note 1 have been applied in preparing the financial statements for the year ended 31 March 2017, the comparative information presented in these financial statements for the year ended 31 March 2016 and in the preparation of an opening Ind AS Balance Sheet at 1 April 2015 (the Company's date of transition). According to Ind AS 101, the first Ind AS Financial Statements must use recognition and measurement principles that are based on standards and interpretations that are effective at 31 March 2017, the date of first-time preparation of Financial Statements according to Ind AS. These accounting principles and measurement principles must be applied retrospectively to the date of transition to Ind AS and for all periods presented within the first Ind AS Financial Statements.

Any resulting differences between carrying amounts of assets and liabilities according to Ind AS 101 as of 1 April 2015 compared with those presented in the previous GAAP Balance Sheet as of 31 March 2015, were recognized in equity under retained earnings within the Ind AS Balance Sheet.

An explanation of how the transition from previous GAAP to Ind AS has affected the company's financial position, financial performance and cash flows is set out in the following tables and notes.

Optional exemptions availed and mandatory exceptions

In the Ind AS Opening Balance Sheet as at 1 April 2015, the carrying amounts of assets and liabilities from the previous GAAP as at 31 March 2015 are generally recognized and measured according to Ind AS in effect as on 31 March 2017. For certain individual cases, however, Ind AS 101 provides for optional exemptions and mandatory exceptions to the general principles of retrospective application of Ind AS. The Company has made use of the following exemptions and exceptions in preparing its Ind AS Opening Balance Sheet:

Business combinations

The Company has elected not to apply IND AS 103 Business Combinations retrospectively to business combinations that occurred before the date of transition.

Property, plant and equipment & Intangible assets

Ind AS 101 permits a first-time adopter to elect to continue with the carrying value for all of its property, plant and equipment and intangible assets as recognised in the financial statements as at the date of transition to Ind AS, measured as per the previous GAAP and use that as its deemed cost as at the date of transition.

Accordingly, the Company has elected to measure all of its property, plant and equipment and intangible assets at their previous GAAP carrying value."

Designation of previously recognised financial instruments

Ind AS 101 allows an entity to designate investments in equity instruments at FVOCI on the basis of the facts and circumstances at the date of transition to Ind AS.

The Company has elected to apply this exemption for its investment in equity investments in the following companies:

1. Teesta Urja Limited
2. Athena Energy Ventures Private Limited
3. Chenab Valley Power Projects Private Limited

Arrangements containing a lease

Appendix C, Ind AS 17 requires an entity to assess whether an arrangement contains a lease at its inception. However, Ind AS 101 provides an option to make this assessment on the basis of facts and circumstances existing at the date of transition to Ind AS. The Company has elected to apply this exemption for such contracts/arrangements.

Estimates

An entity's estimates in accordance with Ind AS at the date of transition to Ind AS shall be consistent with estimates made for the same date in accordance with previous GAAP (after adjustments to reflect any difference in accounting policies), unless there is objective evidence that those estimates were in error.

Ind AS estimates as at 1 April 2015 are consistent with the estimates as at the same date made in conformity with previous GAAP. The Company made estimates for following items in accordance with Ind AS at the date of transition as these were not required under previous GAAP:

- Investment in equity instruments carried at FVTPL or FVTOCI;
- Investment in debt instruments carried at FVTPL; and
- Impairment of financial assets based on expected credit loss model."

Classification and measurement of financial assets

The Company has also elected the option under Ind AS 101 by not applying the requirement of Ind AS 109 in case of employee loans which requires that these shall be recognized initially at fair value and subsequently at amortized cost. As per the exemption, if an entity finds impracticable to apply retrospectively effective interest method, the fair value of the financial asset at the date of transition to Ind ASs shall be the new amortized cost of that financial asset at the date of transition to Ind AS.

Employee stock option expense

Under the previous GAAP, the cost of equity-settled employee share-based plan were recognised using the intrinsic value method. Under Ind AS 102 Share-based payment, the cost of equity settled share-based plan is recognised based on the fair value of the options as at the grant date. However, IND AS 101 permits a first-time adopter not to apply Ind AS 102 Share-based Payment to equity instruments that were vested before the date of transition to Ind AS.

Accordingly, the company has elected to recognise the cost of equity-settled employee share-based plan using the intrinsic value method.

Reconciliation between previous IGAAP and Ind AS

Ind AS 101 requires an entity to reconcile equity, total comprehensive income and cash flows for prior periods. The following tables represent the reconciliation from previous IGAAP to Ind AS.

Reconciliation of equity as at date of transition i.e. 1 April, 2015

(₹ in crore)

Particulars	Notes to first-time adoption	Previous GAAP *	Adjustments	Ind AS
ASSETS				
Non-current assets				
Property, plant and equipment	1(a) and 1(b)	26.45	(0.04)	26.41
Intangible assets		0.78	-	0.78
Investments in subsidiaries and associates		538.55	-	538.55
Financial assets				
Investments	2	338.71	4.80	343.51
Loans	3	1.24	(0.36)	0.88
Other financial assets	4	-	716.65	716.65
Deferred tax assets (net)	11	6.44	(1.53)	4.91
Income tax assets (net)		13.27	-	13.27
Other non-current assets	1(b) and 3	0.40	0.35	0.75
Total non-current assets		925.84	719.87	1,645.71
Current assets				
Financial assets				
Investments	2 & 5	576.83	(34.16)	542.67
Trade receivables	6	2,515.10	279.76	2,794.86
Cash and cash equivalents		248.68	-	248.68
Bank balances other than cash and cash equivalents		30.87	-	30.87
Loans		0.31	(0.00)	0.31
Other financial assets	4	10.51	74.13	84.64
Current tax assets (Net)		-	-	-
Other current assets	1(b) 3 & 6	69.38	8.82	78.20
Assets classified as held for sale	6	-	37.51	37.51
Total current assets		3,451.68	366.06	3,817.74
Total Assets		4,377.52	1,085.93	5,463.45
EQUITY AND LIABILITIES				
Equity				
Equity share capital		296.01	-	296.01
Other equity	1,2,3,4,7,11	2,342.55	84.28	2,426.83
Total equity		2,638.56	84.28	2,722.84
Non-current liabilities				
Financial liabilities				
Borrowings	1(a) and 4	-	717.36	717.36
Provisions		2.64	-	2.64
Total non-current liabilities		2.64	717.36	720.00
Current liabilities				
Financial liabilities				
Trade payables	6	1,620.71	266.07	1,886.78
Other financial liabilities	4	9.37	74.13	83.50
Other current liabilities	6	24.60	22.47	47.07
Provisions	7	79.02	(78.38)	0.64
Current tax liabilities (Net)		2.62	-	2.62
Total current liabilities		1,736.32	284.29	2,020.61
Total Equity and Liabilities		4,377.52	1,085.93	5,463.45

*The previous GAAP figures have been reclassified to conform to Ind AS presentation requirements for the purposes of this note.

Reconciliation of equity as at March 31, 2016

(₹ in crore)

Particulars	Notes to first-time adoption	Previous GAAP *	Adjustments	Ind AS
ASSETS				
Non-current assets				
Property, plant and equipment	1(a) and 1(b)	24.13	(0.08)	24.05
Intangible assets		0.49	-	0.49
Investments in subsidiaries & associates		586.69	-	586.69
Financial assets				
Investments	2	303.71	-	303.71
Trade receivables		-	-	-
Loans	3	1.10	(0.34)	0.76
Other financial assets	4	-	714.26	714.26
Deferred tax assets (net)	11	6.89	(0.68)	6.21
Income tax assets (net)		14.50	-	14.50
Other non-current assets	1(b) and 3	0.51	0.36	0.87
Total non-current assets		938.02	713.52	1,651.54
Current assets				
Financial assets				
Investments	2	470.71	8.19	478.90
Trade receivables	6	3,225.75	482.37	3,708.12
Cash and cash equivalents		160.43	-	160.43
Bank balances other than cash and cash equivalents		1.02	-	1.02
Loans		0.35	(0.03)	0.32
Other financial assets	4	15.96	19.45	35.41
Current tax assets (Net)		45.00	-	45.00
Other current assets	1(b) & 3	102.25	0.04	102.29
Assets classified as held for sale		-	-	-
Total current assets		4,021.47	510.02	4,531.49
Total Assets		4,959.49	1,223.54	6,183.03
EQUITY AND LIABILITIES				
Equity				
(a) Equity share capital		296.01	-	296.01
(b) Other equity	1,2,3,4,7,11	2,493.87	95.81	2,589.68
Total Equity		2,789.88	95.81	2,885.69
Non-current liabilities				
Financial liabilities				
Borrowings	1(a) and 4	-	714.97	714.97
Provisions		3.86	-	3.86
Total non-current liabilities		3.86	714.97	718.83
Current liabilities				
Financial liabilities				
Trade payables	6	2,006.21	472.36	2,478.57
Other financial liabilities	4	10.86	19.45	30.31
Other current liabilities	6	39.77	10.01	49.78
Provisions	7	89.16	(89.06)	0.10
Current tax liabilities (Net)		19.75	-	19.75
Total current liabilities		2,165.75	412.76	2,578.51
Total Equity and Liabilities		4,959.49	1,223.54	6,183.03

*The previous GAAP figures have been reclassified to conform to Ind AS presentation requirements for the purposes of this note.

Reconciliation of total equity as at 31 March 2016 and 1 April 2015

(₹ in crore)

Particulars	Note	31 March 2016	1 April 2015
Total equity (shareholder's funds) as per previous GAAP		2,789.88	2,638.56
Adjustments:			
Proposed dividend and tax	7	89.06	78.38
Recognition of financial assets/liabilities at amortised cost	3	(0.05)	(0.05)
Depreciation and amortization	1	(0.72)	(0.67)
Fair valuation of investments	2	8.19	8.15
Impact of embedded leases as a lessor	4	-	(21.42)
Impact of embedded leases as a lessee	4	-	21.42
Tax effect of above adjustments	11	(0.67)	(1.53)
Total adjustments		95.81	84.28
Total equity as per Ind AS		2,885.69	2,722.84

Reconciliation of total comprehensive income for the year ended 31 March 2016

(₹ in crore)

Particulars	Note	Previous GAAP*	Adjustments	Ind ASs
Income				
Revenue from operations	4,9,10	12,798.72	(322.79)	12,475.93
Other income	2,3,4	83.51	100.65	184.16
Total Revenue		12,882.23	(222.14)	12,660.09
Expenses:				
Purchases	4,9,10	12,356.16	(484.16)	11,871.99
Rebate on sale of power	10	52.95	(52.95)	-
Operating expenses		33.72	214.32	248.04
Employee benefits expense	3,8	25.32	0.07	25.39
Finance costs	1,4	1.90	100.72	102.62
Depreciation and amortization expense	1	3.49	0.04	3.53
Other expenses	1	27.00	(0.13)	26.87
Total expenses		12,500.54	(222.10)	12,278.44
Profit before exceptional items and tax		381.69	(0.04)	381.65
Exceptional items		(37.52)	-	(37.52)
Profit before tax		344.17	(0.04)	344.13
Tax expense				
-Current tax		111.01	-	111.01
-Deferred tax (net)	11	(0.45)	(0.86)	(1.31)
Profit after tax		233.61	0.82	234.43
Other comprehensive income				
Items that will not be reclassified to profit or loss (net of tax)				
Remeasurements of post-employment benefit obligations	13	-	0.04	0.04
Deferred tax on post-employment benefit obligations	11, 13	-	(0.01)	(0.01)
Other comprehensive income / (loss) for the year (net of tax)		-	0.03	0.03

* The previous GAAP figures have been reclassified to conform to Ind AS presentation requirements for the purposes of this note.

Reconciliation of total comprehensive income for the year ended 31 March 2016

(₹ in crore)

Particulars	Notes to first-time adoption	31 March, 2016
Comprehensive income under IGAAP		233.61
Adjustments		
Increase in value of Mutual funds on fair valuation	2	0.04
Interest income on finance lease on account of embedded leases	4	100.63
Interest expense on finance lease on account of embedded leases	4	(100.63)
Purchases adjustment on account of embedded leases	4	379.24
Sales adjustment on account of embedded leases	4	(379.24)
Rental income on account of embedded leases	4	214.32
Rental expenses on account of embedded leases	4	(214.32)
Others	1,3,8	(0.04)
Deferred tax impact on above adjustments	11	0.86
Actuarial loss/(gain) on employee benefits	13	(0.04)
Net Profit as per Ind AS		234.43
Actuarial loss/(gain) on employee benefits		0.04
Deferred tax impact on Actuarial loss/(gain) on employee benefits		(0.01)
Other Comprehensive Income	13	0.03
Comprehensive income under Ind AS		234.46

Notes to first-time adoption:
1 Property, plant & equipment

- a) Under Indian GAAP, the company accounted for long term leasehold land taken for its office space as perpetual lease and the payments of ground paid for the said lease were being charged to profit or loss. Under Ind-AS, the company has accounted for such lease as finance lease and the payments of ground rent have been apportioned into reduction in finance obligation and recognition of interest thereon.

On transition date the carrying value of property, plant and equipment has been increased by ₹ 0.04 crore with a increase in financial liabilities (finance lease obligation) by ₹ 0.71 crore and decrease in retained earnings by ₹ 0.67 crore.

During the year ended 31 March, 2016, depreciation on leasehold land is charged by ₹ 0.05 crore with a corresponding reduction in value of property, plant and equipment. Further, ground rent under the head "Other expenses" has been derecognised by ₹ 0.08 crore with corresponding recognition of "interest expense on assets under finance lease" under 'Finance cost'.

- b) Under Indian GAAP, the company capitalized upfront lease payment as leasehold land for its windmill plant. Under Ind-AS, such upfront payment is to be treated as advance rent.

The effect of the adjustments resulted in decrease in property, plant & machinery by ₹ 0.08 crore with a corresponding increase in value of prepayments on transition date.

Out of total prepayments of ₹ 0.08 crore, current portion of ₹ 0.01 crore and non current portion of ₹ 0.07 crore have been classified under the head "Other current assets" and "Other non-current assets" respectively.

During the year ended 31 March, 2016, depreciation on leasehold land is derecognized by ₹ 0.01 crore with a corresponding reduction in prepayments under the head “Other current assets”.

2 Fair valuation of investments

Under the previous GAAP, investments in equity instruments and mutual funds were classified as long-term investments or current investments based on the intended holding period and realisability. Long-term investments were carried at cost less provision for other than temporary decline in the value of such investments. Current investments were carried at lower of cost and fair value. Under Ind AS, these investments are required to be measured at fair value.

The resulting fair value changes of these investments have been recognised in retained earnings as at the date of transition and subsequently in the profit or loss for the year ended 31 March 2016. This increased the retained earnings by ₹ 8.15 crore on transition date and ₹ 8.19 crore on 31 March 2016. Corresponding increase in value of non-current investment and current investment by ₹ 4.80 crore and ₹ 3.35 crore respectively as on transition date and ₹ Nil and ₹ 8.19 crore respectively on 31 March, 2016.

During the year ended 31 March, 2016, other income has increased by ₹ 0.04 crore due to net change in fair value of the investments.

3 Financial assets (Employee loans)

Under previous GAAP, employee loans and other long term advances to be settled in cash or another financial asset are recorded at cost. However, under Ind AS, certain assets covered under Ind AS 32 meet the definition of financial assets which include employee loans and long term advances to be settled in cash or another financial asset are classified as financial assets at amortized cost. Thus in case interest rate on such financial assets is lower than market rate, these financial assets have been discounted to present value.

The effect of the adjustments resulted in reduction in the value of financial assets (employee loans) and increase in value of non-financial assets (Deferred payroll expenses) by ₹ 0.36 crore and ₹ 0.31 crore respectively on transition date. As at 31 March 2016, the value of financial assets (employee loans) has been reduced and value of non-financial assets (Deferred payroll expenses) has been increased by ₹ 0.37 crore and ₹ 0.32 crore respectively.

Retained earnings have been decreased by net impact of ₹ 0.05 crore of above adjustments on transition date as well on 31 March, 2016.

Out of total reduction of employee loans of ₹ 0.36 crore (on 31 March, 2016 ₹ 0.37 crore), current portion of ₹ Nil crore (on 31 March, 2016 ₹ 0.03 crore) has been classified under the head “Current loans” and non current portion of ₹ 0.36 crore (on 31 March, 2016 ₹ 0.34 crore) has been classified under the head “Non-current loans”.

Out of total increase in deferred payroll expenses of ₹ 0.31 crore (on 31 March, 2016 ₹ 0.32 crore), current portion of ₹ 0.03 crore (on 31 March, 2016 ₹ 0.03 crore) has been classified under the head “Other current assets” and non current portion of ₹ 0.28 crore (on 31 March, 2016 ₹ 0.29 crore) has been classified under the head “Other non current assets”.

During the year ended 31 March, 2016, employee cost has been increased by ₹ 0.03 crore with a corresponding reduction in deferred payroll expenses. Further interest on employee loan is increased by ₹ 0.03 crore under the head “Other income” due to unwinding of present value of financial assets”.

4 Arrangements containing the lease

A) Arrangements with generators

The company has entered into power purchase agreements (PPAs or arrangements) with generators for supply of electricity. Under

Ind AS, the amounts receivable under these arrangements have the substance of a lease under the provisions of Appendix C to Ind AS 17 as these arrangements are dependent on use of specific assets and convey the right to use those assets. The evaluation of the arrangements is based on the facts and circumstances existing at the date of transition of the lease. Based on these evaluations, the Company has identified that the two arrangements entered into with generators are to be treated as leases. The company analyzed with reference to Ind AS 17 for classification as either finance or operating leases. Accordingly, one arrangement is classified as finance lease and another as operating lease.

i) Finance lease

Under Indian GAAP, the amounts payable to the generators were recognized as purchases. However, under Ind AS, power plant is to be treated as assets taken on finance lease and amounts payable against depreciation, interest on loan capital and return on equity (pre-tax) components are to be treated as made against finance lease and have been segregated into finance expense and repayment of principal.

On transition date the carrying value of property, plant and equipment has been increase by ₹ 812.20 crore with corresponding increase in financial liabilities (finance lease obligations) by ₹ 790.78 crore and Increase in amount of retained earnings by ₹ 21.42 crore.

Out of total financial lease obligations of ₹ 790.78 crore (on 31 March, 2016 ₹ 733.71 crore), current portion of ₹ 74.13 crore (on 31 March, 2016 ₹ 19.45 crore) has been classified under the head “Other financial liabilities” and non current portion of ₹ 716.65 crore (on 31 March, 2016 ₹ 714.26 crore) has been classified under the head “Borrowings”.

During the year ended 31 March 2016, purchase of energy was reduced by ₹ 164.92 crore with corresponding recognition of interest expense on assets on finance lease under ‘finance cost’ by ₹ 100.63 crore and reduction in value of finance lease payable by ₹ 64.29 crore.

ii) Operating lease

Under Indian GAAP, the amounts payable to the generators were recognized as purchases. However, under Ind AS, amounts payable against depreciation, interest on loan capital and return on equity (pre-tax) components are to be treated as made against operating lease and recognised as lease rental expense.

During the year ended 31 March 2016, purchases was reduced by ₹ 214.32 crore with corresponding recognition of lease expenses on assets under operating lease under the head ‘Operating expenses’.

B) Arrangements with customers

The company has entered into Power Sale Agreements (PSAs or arrangements) with its customers for sale of electricity. However, under Ind AS, the amounts receivable under these arrangements have the substance of a lease under the provisions of Appendix C to Ind AS 17 as these arrangements are dependent on use of specific assets and convey the right to use these assets. The evaluation of the arrangements is based on the facts and circumstances existing at the date of transition of the lease. Based on these evaluations, the Company has identified that the two arrangements entered into with customers are to be treated as leases. The company analyzed with reference to Ind AS 17 for classification as either finance or operating leases. Accordingly, one arrangement is classified as finance lease and another as operating lease.

i) Finance lease

Under Indian GAAP, the amounts receivables from customers were recognized as sales of electricity. However, under Ind AS,

power plant is to be treated as assets given on finance lease and amounts receivable against depreciation, interest on loan capital and return on equity (pre-tax) components are to be treated as made against finance lease and has been segregated into finance income and repayment of principal. On transition date the carrying value of property, plant and equipment has been decrease by ₹ 812.20 crore with a corresponding increase in financial assets (finance lease receivables) by ₹ 790.78 crore and decrease in amount of retained earnings by ₹ 21.42 crore.

Out of total lease receivable of ₹ 790.78 crore (on 31 March, 2016 ₹ 733.71 crore), current portion of ₹ 74.13 crore (on 31 March, 2016 ₹ 19.45 crore) has been classified under the head “Other Financial Assets” and non current portion of ₹ 716.65 crore (on 31 March, 2016 ₹ 714.26 crore) has been classified under the head “Other non-current financial assets”.

During the year ended 31 March 2016, sale of energy was reduced by ₹ 164.92 crore with recognition of interest income on assets on finance lease by ₹ 100.63 crore under the head ‘Other Income’ and reduction in value of finance lease receivables by ₹ 64.29 crore.

ii) Operating lease

Under Indian GAAP, the amounts receivable from customers were recognized as sales of electricity. However, under Ind AS, power plant is to be treated as assets given on operating lease and amounts receivable against depreciation, interest on loan capital and return on equity (pre-tax) components are to be treated as made against operating lease and have been recognised as lease rental income.

During the year ended 31 March 2016, sales of energy was reduced by ₹ 214.32 crore with corresponding recognition of lease income on assets under operating lease under the head ‘Revenue from operations’.

5 Assets classified as held for sale

Under Indian GAAP, a portion of the equity investment in Teesta Urja Limited was classified under the head “Current investments” for the year ended March 31, 2015 as such portion was expected to be realised within 12 months. Thereafter, the investment was sold in the year ended March 31, 2016. Under Ind-AS GAAP, such non-current equity investment amounting to ₹ 37.51 crore (at fair value) has been reclassified under the head “Assets classified as held for sale” at the transition date i.e. 1 April 2015.

6 Presentation of financial assets and financial liabilities

Under Indian GAAP, trade receivables, trade payables, open access advances and advances from customers were settled off to the extent related to a single party for the purpose of presentation in the financial statements. However, under Ind-AS, such setting off is permissible only if an entity intends either to settle on a net basis or to realise the asset and settle the liability simultaneously and currently has a legally enforceable right to set off the recognized amounts.

As on transition date, trade receivables and open access advances have been increased by ₹ 279.76 crore and ₹ 8.78 crore respectively with a corresponding increase in trade payables and advances from vendors by ₹ 266.07 crore and ₹ 22.47 crore respectively. As on 31 March, 2016, trade receivables have been increased by ₹ 482.37 with a corresponding increase in trade payables and advances from vendors by ₹ 472.36 crore and ₹ 10.01 crore respectively.

7 Proposed dividend

Under the previous Indian GAAP, dividends proposed by the board of directors after the balance sheet date but before the approval of the financial statements were considered as adjusting events. Accordingly, provision for proposed dividend was recognised as a liability. Under

Ind AS, such dividends are recognised when the same is approved by the shareholders in the general meeting. Accordingly, the liability for proposed dividend (including dividend distribution tax) included under provisions has been reversed by ₹ 78.38 crore and ₹ 89.06 crore on transition date and 31 March, 2016 respectively with corresponding adjustment to retained earnings. Consequently, the total equity increased by an equivalent amount.

8 Remeasurements of post-employment benefit obligations

Both under previous GAAP and Ind-AS, the company recognised costs related to its post-employment defined benefit plan on an actuarial basis. Under previous GAAP, the entire cost, including actuarial gains and losses, are charged to profit or loss. Under Ind-AS, remeasurements [comprising of actuarial gains and losses, the effect of the asset ceiling, excluding amounts included in net interest on the net defined benefit liability and the return on plan assets excluding amounts included in net interest on the net defined benefit liability] are recognised in Other comprehensive income.

As a result, profit for the year ended 31 March 2016 decreased by ₹ 0.03 crore (net of tax of ₹ 0.01 crore) with corresponding increase in Other comprehensive income during the year.

9 Rebate on purchase of power

The company earns rebate on purchases by making early payments to vendors as per agreements. Under Indian GAAP, rebate on purchases was classified under the head “Revenue from operations”. However, under Ind AS, such rebate is reduced from purchases. Accordingly purchases are shown net of rebate on purchase of power.

During the year ended 31 March, 2016, purchases was reduced by ₹ 104.92 crore with corresponding reduction in rebate on purchase of power under the head “Revenue from operations”.

10 Rebate on sale of power

The company gives rebate on sale of power on early payments received from its customers as per agreements. Under Indian GAAP, rebate on sale of power was shown as an expense. However, under Ind AS, such rebate is reduced from sale of electricity classified under the head “Revenue from operations”. Accordingly sale of electricity is shown net of rebate on sale of power.

During the year ended 31 March, 2016, sale of electricity was reduced by ₹ 52.95 crore under the head “Revenue from operations” with corresponding reduction in rebate on sale of power.

11 Deferred taxes

Indian GAAP requires deferred tax accounting using the income statement approach, which focuses on differences between taxable profits and accounting profits for the period. Ind AS 12 requires entities to account for deferred taxes using the balance sheet approach, which focuses on temporary differences between the carrying amount of an asset or liability in the balance sheet and its tax base. The application of Ind AS 12 approach has resulted in recognition of deferred tax on new temporary differences which was not required under Indian GAAP.

In addition, the various transitional adjustments lead to temporary differences. According to the accounting policies, the Group has to account for such differences. Deferred tax adjustments are recognised in correlation to the underlying transaction either in retained earnings or a separate component of equity. On the date of transition, the net impact on deferred tax liabilities is of ₹ 1.53 crore (31 March 2016: ₹ 0.67 crore). The movement of ₹ 0.85 crore in the deferred tax liabilities during the year ended 31 March, 2016 has been recognized in the statement of Profit or Loss by ₹ 0.86 Crore (income) and ₹ 0.01 crore (expense) in other comprehensive income.

12 Other equity :

Retained earnings as at 1 April 2015 has been adjusted consequent to the above Ind AS transition adjustments. Refer 'Reconciliation of total equity as at 31 March 2016 and 1 April 2015 as given above for details.

13 Other comprehensive income

Under Indian GAAP, the Company has not presented other comprehensive income (OCI) separately. Items that have been reclassified from statement of profit and loss to other comprehensive income includes remeasurement of defined benefit plans and fair value gain/loss on FVTOCI equity instruments. Hence, Indian GAAP profit or loss is reconciled to total comprehensive income as per Ind AS.

14 Statement of cash flows for the year ended 31 March, 2016

(₹ in crore)

Particulars	Previous GAAP	Adjustments	Ind AS
Net cash flow from operating activities	(181.96)	0.60	(181.36)
Net cash flow from investing activities	165.74	157.73	323.47
Net cash flow from financing activities	(72.03)	(158.33)	(230.36)
Net increase/ (decrease) in cash and cash equivalents during the year	(88.25)	-	(88.25)
Cash and cash equivalents at the beginning of the year	248.68	-	248.68
Cash and cash equivalent at the end of the year	160.43	-	160.43

Note No.45 . Financial Risk Management

The Company's principal financial liabilities comprise trade payables and other payables including financial obligations. The main purpose of these financial liabilities is to finance the Company's operations. The Company's principal financial assets are trade & other receivables including lease receivables, current investments and cash and short-term deposits that derive directly from its operations. The Company also holds equity investments in subsidiaries, associate companies and other companies.

The Company is exposed to the following risks from its use of financial instruments:

- Credit risk
- Liquidity risk
- Market risk

This note presents information about the Company's exposure to each of the above risks, the Company's objectives, policies and processes for measuring and managing risk.

Risk	Exposure arising from	Measurement	Management
Credit Risk	Cash and cash equivalents, trade receivables, financial assets measured at amortised cost.	Ageing analysis Credit ratings	Investment policy for bank deposits, credit limits and letters of credit/ bank guarantee.
Liquidity risk	Other liabilities	Rolling cash flow forecasts	Availability of committed credit lines. Monitoring of receivables and exposure limit
Market risk – foreign currency risk	- Future commercial transactions - Recognised financial assets and liabilities not denominated in Indian rupee (₹)	Cash flow forecasting Sensitivity analysis	Foreign currency risk management policy. Hedging mechanism
Market risk – Equity price risk	Investments in equity securities	Sensitivity analysis. IRR expectation	Invested as per strategic decisions made by the Board. Nominee in the board of investee company
Market risk – net asset value	Investments in mutual funds	Sensitivity analysis	Investment limits, performance ratings etc

Risk management framework

The Company's activities make risk an integral and unavoidable component of business. The company manages risks in a proactive and effective manner and has taken adequate measures to address such concerns by developing adequate systems and practices.

In order to institutionalize the risk management process in the Company, there is a Risk Management Group (RMG) and an elaborate Risk Management Policy (RMP) has been formulated.

Governance Framework

The Governance framework of the Risk Management process is constituted by three layers of authority:

- i) Board of Directors and Audit Committee
- ii) Executive Management Team
- iii) Functional Head(s)

The process of escalation to and monitoring of risks by the three layers in the Governance framework is built around the following key facilitating roles. A cross functional team approach has been followed to establish a workable and business focused risk management process in the PTC Group.

- i) Chief Risk Officer (reporting to Audit Committee)
- ii) Risk Owners (typically Vice President level functionaries reporting to Functional Heads)
- iii) Risk Monitors

Roles and Responsibilities

Board and Audit Committee: The Board, on the recommendation of Audit Committee, approves the risk management policy framework and process and takes various decisions related to risk management policy and process.

Chief Risk Officer (CRO): The CRO provides inputs and insights in the establishment, monitoring and structuring risk management process and further monitor its compliance in accordance with relevant provisions of the policy. CRO coordinates between the Board and Executive Management Team to establish an advance / proactive risk reporting system, based on ethical principles, so that risks are understood in a simple and transparent manner.

Executive Management Team: The CEO, Whole Time Directors and other Functional heads of respective Business Units / Functions constitute the Executive Management Team. By virtue of their roles, they are the best equipped to have knowledge and understanding of their respective business functions. Hence, they constitute the first layer of risk review and escalation by risk owners.

Risk Owners: Risk Owners have been delegated the ownership of risks. The Risk Owner is typically an officer of a sufficiently experienced level like Vice President / Sr. Vice President. The risk owner's responsibilities are guided in accordance with the relevant sections of the Risk Management Policy.

Risk Management Group: Members of the Risk Management Group, supporting the CRO, monitor effective implementation and compliance of the risk management policy. They coordinate among various managerial levels of PTC and the Group Companies to establish processes and ensure smooth and timely flow of information.

Risk Monitors: Risk monitors in each Business Unit constitute a cross functional team that works closely to engage in the deployment of an active risk management process that permeates the group. A Risk Monitor a) takes up new risks for discussion b) helps evolve risk responses and c) works as an extended arm of Risk Management Group in the unit / function in managing and reporting risks.

The RMG meets every quarter or as needed. Risks are regularly monitored through reporting of key performance indicators and tools like Risk Matrix at transaction level. Outcomes/exceptions and aggregate level reports are submitted for information of the Board of Directors.

Group on Common Exposures: Constituted for consultation of senior management of PTC and group companies on exposures to common customers

Credit risk

Credit risk is the risk of financial loss to the Company if a customer or counterparty to a financial instrument fails to meet its contractual obligations resulting in a financial loss to the Company. Credit risk arises principally from trade receivables, investment in debt securities, loans & advances, cash & cash equivalents and deposits with banks and financial institutions.

The company has Risk Governance System. To determine whether operations are within the risk appetite of the organisation at any given time, the following parameters are reported to the appropriate layer of the Risk Governance system, and in particular to the Board of Directors and Audit Committee periodically:-

For Marketing -

- Short Term: List of all open positions and periods involved in each such position; this is reported on a periodic basis to ensure timely corrective action in case of exigency.
- Long-Term: List of all agreements where take-or-pay liability was taken by PTC and periods involved in each such position; this is reported on atleast a periodic basis to ensure timely corrective action in case of exigency.

Trade receivables

The company mainly sells electricity to bulk customers comprising mainly state power utilities owned by State Governments. The company has no experience of significant impairment losses in respect of trade receivables in the past years.

For purchase of power through Power Exchange(s), the company either takes payments from the clients on advance basis or ensures security mechanism in the form of Bank Guarantee/ Letter of Credits.

Investments in marketable securities

The company invests in marketable securities to churn its short term working capital funds.

The Board of directors has established an investment policy by taking into account liquidity risk as well as credit risk. The investment policy prescribes

guidelines for investible funds on fulfillment of certain conditions i.e investment in AMC who invest as per SEBI Guidelines, limit of investment in single AMC, performance rating etc. The Company's treasury department operates in line with such policy. The treasury department actively monitors the return rate and maturity period of the investments. The Company has not experienced any significant impairment losses in respect of any of the investments.

Loans & advances

The Company has given open access advances and security deposits. The open access advances are paid on account of state owned power utilities, hence the risk is insignificant. Security deposits are made mostly on back to back basis.

Cash and cash equivalents

The Company held cash and cash equivalents of ₹ 167.54 crore (31 March 2016: ₹ 160.43 crore, 1 April, 2015: ₹ 248.68 crore). The cash and cash equivalents are held with banks with high credit ratings.

Deposits with banks and financial institutions

The Company held deposits with banks and financial institutions of ₹ Nil (31 March 2016: ₹ NIL crore, 1 April 2015: ₹ 30.00 crore). In order to manage the risk, the Company makes these deposit with high credit rating as per investment policy of the company.

(i) Exposure to credit risk

The carrying amount of financial assets represents the maximum credit exposure. The maximum exposure to credit risk at the reporting date was:

(₹ in crore)

Particulars	31 March 2017	31 March 2016	1 April 2015
Financial assets for which loss allowance is measured using 12 months Expected Credit Losses (ECL)			
Non-current investments	287.18	303.71	343.51
Non-current loans	0.77	0.76	0.88
Current investments	572.19	478.90	542.67
Cash and cash equivalents	167.54	160.43	248.68
Other bank balances	1.12	1.02	30.87
Current loans	0.23	0.32	0.31
Other current financial assets	49.19	35.41	84.64
	1,078.22	980.55	1,251.56
Financial assets for which loss allowance is measured using Life time Expected Credit Losses (ECL)			
Trade receivables	3,271.00	3,708.12	2,794.86
Other non-current financial assets	682.09	714.26	716.65
Total	3,953.09	4,422.38	3,511.51

(ii) Provision for expected credit losses

(a) Financial assets for which loss allowance is measured using 12 month expected credit losses

The company has assets where the counter- parties have sufficient capacity to meet the obligations and where the risk of default is very low. Accordingly, loss allowance for impairment has been recognised as disclosed later in this note under "Reconciliation of impairment loss provisions".

(b) **Financial assets for which loss allowance is measured using life time expected credit losses**

The company has customers (State government utilities) with sufficient capacity to meet the obligations and therefore the risk of default is negligible or low. Further, management believes that the unimpaired amounts that are past due by more than 30 days are still collectible in full, based on historical payment behaviour and extensive analysis of customer credit risk. However, the management has made provision for expected impairment loss for the parties identified on case to case basis.

(iii) **Ageing analysis of trade receivables**

The ageing analysis of the trade receivables is as below:

(₹ in crore)

Ageing	0-30 days past due	31-90 days past due	91-180 days past due	180 days-365 days past due	More than 1 year less than 3 years	More than 3 years past due	Total
Gross carrying amount as 31.3.2017	1,318.25	566.70	460.41	205.37	503.85	223.72	3,278.30
Gross carrying amount as 31.3.2016	1,343.40	718.56	474.16	486.23	294.05	395.83	3,712.22
Gross carrying amount as 01.4.2015	869.71	358.31	437.66	257.84	505.31	368.94	2,797.76

(iv) **Reconciliation of impairment loss provisions**

The movement in the allowance for impairment in respect of financial assets during the year was as follows:

(₹ in crore)

Particulars	Investments	Trade receivables	Advances	Total
Balance as at 1 April 2015	-	2.90	2.03	4.93
Impairment loss recognised	37.55	1.20	(1.09)	37.66
Balance as at 31 March 2016	37.55	4.10	0.94	42.59
Impairment loss recognised	-	3.20	-	3.20
Balance as at 31 March, 2017	37.55	7.30	0.94	45.79

Based on historic default rates, the Company believes that, apart from the above, no impairment allowance is necessary in respect of any other assets.

Liquidity risk

Liquidity risk is the risk that the Company will encounter difficulty in meeting the obligations associated with its financial liabilities that are settled by delivering cash or another financial asset. The Company's approach to managing liquidity is to ensure, as far as possible, that it will always have sufficient liquidity to meet its liabilities when due, under both normal and stressed conditions, without incurring unacceptable losses or risking damage to the Company's reputation.

The Company has an appropriate liquidity risk management framework for the management of short, medium and long term funding and liquidity management requirements. The Company manages liquidity risk by maintaining adequate cash reserves, banking facilities and reserve borrowing facilities by continuously monitoring forecast and actual cash flows and matching the maturity profiles of financial assets and liabilities.

The Company's treasury department is responsible for managing the short term and long term liquidity requirements of the Company. Short term liquidity situation is reviewed daily by Treasury. The Board of directors has established an investment policy by taking into account liquidity risk as well as credit risk. The Company's treasury department operates in line with such policy. Long term liquidity position is reviewed by the Board of Directors and appropriate decisions are taken according to the situation.

Commercial department monitor the company's net liquidity position by monitoring the level of expected cash inflows on trade and other receivables together with expected cash outflows on trade and other payables.

Typically the Company ensures that it has sufficient cash on demand to meet expected operational expenses and payments to trade payables including the servicing of financial obligations, this excludes the potential impact of extreme circumstances that cannot reasonably be predicted, such as natural disasters.

(i) **Financing arrangements**

The company had access to the following undrawn borrowing facilities at the end of the reporting period:

(₹ in crore)

Particulars	31 March 2017	31 March 2016	1 April 2015
Floating-rate borrowings			
Cash credit	50.00	50.00	50.00
Short term loans	100.00	100.00	200.00
Short term loans interchangeable with non-fund based limits	400.00	400.00	273.85
Total	550.00	550.00	523.85

(ii) **Maturities of financial liabilities**

The following are the contractual maturities of financial liabilities, based on contractual cash flows:

31 March 2017

(₹ in crore)

Contractual maturities of financial liabilities	Contractual cash flows					Total
	3 months or less	3-12 months	1-2 years	2-5 years	More than 5 years	
Financial liabilities						
Finance lease obligations	8.91	28.85	37.92	114.65	530.23	720.56
Trade and other payables	2,742.97	-	-	-	-	2,742.97

31 March 2016

(₹ in crore)

Contractual maturities of financial liabilities	Contractual cash flows					Total
	3 months or less	3-12 months	1-2 years	2-5 years	More than 5 years	
Financial liabilities						
Finance lease obligations	4.75	14.70	39.58	118.80	556.59	734.42
Trade and other payables	2,489.43	-	-	-	-	2,489.43

1 April 2015

(₹ in crore)

Contractual maturities of financial liabilities	Contractual cash flows					Total
	3 months or less	3-12 months	1-2 years	2-5 years	More than 5 years	
Financial liabilities						
Finance lease obligations	24.22	49.91	9.94	117.66	589.76	791.49
Trade and other payables	1,896.15	-	-	-	-	1,896.15

Market risk

Market risk is the risk that changes in market prices, such as foreign exchange rates and interest rates, will affect the Company's income or the value of its holdings of financial instruments. The objective of market risk management

is to manage and control market risk exposures within acceptable parameters, while optimising the return.

The Board of directors is responsible for setting up of policies and procedures to manage market risks of the Company. At present, the company has a Forex Risk Management Policy for hedging of foreign currency risk.

Currency risk

The Company is exposed to foreign currency risk on certain transactions that are denominated in a currency other than entity's functional currency, hence exposure to exchange rate fluctuations arises. The risk is that the functional currency value of cash flows will vary as a result of movements in exchange rates.

The currency profile of financial assets as at March 31, 2017, March 31, 2016 and April 1, 2015 are as below:

31 March 2017

Particulars	31 March 2017	31 March 2016	1 April 2015
	USD		
Trade and other receivables (₹ in crore)	160.80	173.05	155.52

Sensitivity analysis

A strengthening of the Indian Rupee, as indicated below, against the USD at 31 March would have increased (decreased) equity and profit or loss by the amounts shown below. This analysis is based on foreign currency exchange rate variances that the company considered to be reasonably possible at the end of the reporting period. The analysis is performed on the same basis for previous year as indicated below.

Effect in ₹	Profit or loss		Equity, net of tax	
	Strengthening	Weakening	Strengthening	Weakening
USD				
5% movement				
March 31, 2017	2.01	(2.01)	1.31	(1.31)
31-Mar-16	2.16	(2.16)	1.41	(1.41)
31-Mar-15	1.94	(1.94)	1.27	(1.27)

Interest rate risk

The Company is exposed to interest rate risk arising mainly on financial lease obligations and financial lease receivables. The Company is exposed to interest rate risk because the cash flows will fluctuate with changes in interest rates.

At the reporting date the interest rate profile of the Company's interest-bearing financial instruments is as follows:

(₹ in crore)

Particulars	31 March 2017	31 March 2016	1 April 2015
	USD		
Financial Assets:			
Finance lease receivables	719.85	733.71	790.78
Total	719.85	733.71	790.78
Financial Liabilities:			
Finance lease obligations	720.56	734.42	791.49
Total	720.56	734.42	791.49

Fair value sensitivity analysis for fixed-rate instruments

The company's fixed rate instruments are carried at amortised cost. They are therefore not subject to interest rate risk, since neither the carrying amount nor the future cash flows will fluctuate because of a change in market interest rates.

Note No 46. Fair Value Measurements

(a) Financial instruments by category

(₹ in crore)

Particulars	31 March 2017			31 March 2016			1 April 2015		
	FVTPL	FVTOCI	Amortised Cost	FVTPL	FVTOCI	Amortised Cost	FVTPL	FVTOCI	Amortised Cost
Financial assets									
Investments									
- Equity instruments	-	287.18	-	-	303.71	-	-	303.71	-
- Mutual funds	572.19	-	-	478.90	-	-	582.47	-	-
Trade Receivables	-	-	3,271.00	-	-	3,708.12	-	-	2,794.86
Cash and cash equivalents	-	-	167.54	-	-	160.43	-	-	248.68
Other bank balances	-	-	1.12	-	-	1.02	-	-	30.87
Loans	-	-	1.00	-	-	1.08	-	-	1.19
Finance lease receivables	-	-	719.85	-	-	733.71	-	-	790.78
Other financial assets	-	-	11.43	-	-	15.96	-	-	10.51
Total	572.19	287.18	4,171.94	478.90	303.71	4,620.32	582.47	303.71	3,876.89
Financial liabilities									
Finance lease obligations	-	-	720.56	-	-	734.42	-	-	791.49
Trade payables	-	-	2,732.10	-	-	2,478.57	-	-	1,886.78
Other financial liabilities	-	-	10.87	-	-	10.86	-	-	9.37
Total	-	-	3,463.53	-	-	3,223.85	-	-	2,687.64

(b) Fair value hierarchy

This section explains the judgements and estimates made in determining the fair values of the financial instruments that are (a) recognised and measured at fair value and (b) measured at amortised cost and for which fair values are disclosed in the financial statements. To provide an indication about the reliability of the inputs used in determining fair value, the company has classified its financial instruments into the three levels prescribed under the accounting standard. An explanation of each level follows underneath the table.

(₹ in crore)

Financial assets and liabilities measured at fair value- recurring fair value measurement As at 31 March 2017	Level 1	Level 2	Level 3	Total
Financial assets:				
Investments in unquoted equity instruments	-	-	287.18	287.18
Investments in mutual funds	-	572.19	-	572.19
Total	-	572.19	287.18	859.37

(₹ in crore)

Financial assets and liabilities measured at fair value- recurring fair value measurement As at 31 March 2016	Level 1	Level 2	Level 3	Total
Financial assets:				
Investments in unquoted equity instruments	-	-	303.71	303.71
Investments in mutual funds	43.07	435.83	-	478.90
Total	43.07	435.83	303.71	782.61

(₹ in crore)

Financial assets and liabilities measured at fair value- recurring fair value measurement As at 1 April 2016	Level 1	Level 2	Level 3	Total
Financial assets:				
Investments in unquoted equity instruments	-	-	303.71	303.71
Investments in mutual funds	39.80	542.67	-	582.47
Total	39.80	542.67	303.71	886.18

Fair values are categorised into different levels in a fair value hierarchy based on the inputs used in the valuation techniques as follows.

Level 1: Level 1 hierarchy includes financial instruments measured using quoted prices. This includes investments in quoted equity instruments. Quoted equity instruments are valued using quoted prices at stock exchanges.

Level 2: The fair value of financial instruments that are not traded in an active market is determined using valuation techniques which maximise the use of observable market data and rely as little as possible on entity specific estimates. If all significant inputs required to fair value an instrument are observable, the instrument is included in level 2. This level includes mutual funds which are valued using the closing NAV.

Level 3: If one or more of the significant inputs is not based on observable market data, the instrument is included in level 3. This is the case for unquoted equity instruments included in level 3.

There have been no transfers in either direction for the years ended 31 March 2017, 2016 and 2015.

Valuation technique used to determine fair value

Specific valuation techniques used to value financial instruments include:

- the use of quoted market prices
- the fair value of the remaining financial instruments is determined using discounted cash flow, net adjusted asset value, book value analysis, NAV.

C) Fair value of financial assets and liabilities measured at amortised cost

The carrying amounts of trade receivables, cash and cash equivalents, other bank balances, trade payables, other financial liabilities and other financial assets are considered to be the same as their fair values, due to their short-term nature.

The carrying values for finance lease receivables approximates the fair value as these are periodically evaluated based on credit worthiness of customer and allowance for estimated losses is recorded based on this evaluation.

The fair values for lease obligation were calculated based on cash flows discounted using a current discount rate. The carrying amount of finance lease obligation approximate its fair value. They are classified as level 3 fair values in the fair value hierarchy due to the inclusion of unobservable inputs.

For financial assets and liabilities that are measured at fair value, the carrying amounts are equal to the fair values.

Note No. 47 Capital Management

For the purpose of the Company's capital management, capital includes issued equity capital, share premium and all other equity reserves attributable to the equity holders of the the company. The primary objective of the Company's capital management is to maximise the shareholder value.

The Company manages its capital structure and makes adjustments in light of changes in economic conditions. To maintain or adjust the capital structure, the Company may adjust the dividend payment to shareholders, return capital to shareholders, raise debts or issue new shares.

Note No. 48 Disclosure as required by Schedule V of the SEBI (Listing Obligations and Disclosure Requirements) Regulations, 2015:

A. Loans and advances in the nature of loans:

1. To Subsidiary Companies & Associates : NIL
2. To Firms/companies in which directors are interested : NIL

B. Investment by the loanee (as detailed above) in the shares of PTC : NIL

Note No. 49 Corporate social responsibilities expenses (CSR)

As per Section 135 of the Companies Act, 2013, the Company is required to spend, in every financial year, at least two per cent of the average net profits of the Company made during the three immediately preceding financial years. The company incurs CSR expenses in accordance with its CSR Policy. The details of CSR expenses for the year are as under:

(₹ in crore)

Particulars	For the year ended 31.03.2017	For the year ended 31.03.2016
A. Amount required to be spent during the year	6.61	5.57
B. Amount spent during the year on-		
- Construction/ acquisition of any asset	-	-
- On purposes other than (i) above	1.34	0.33
Total	1.34	0.33
Balance amount	5.27	5.24

Amount spent during the year ended 31 March 2017:

(₹ in crore)

Particulars	In cash	Yet to be paid in cash	Total
Construction/acquisition of any asset			
On purposes other than (i) above	0.78	0.56	1.34

Amount spent during the year ended 31 March 2016:

(₹ in crore)

Particulars	In cash	Yet to be paid in cash	Total
Construction/acquisition of any asset	-	-	-
On purposes other than (i) above	0.26	0.07	0.33

Break-up of the CSR expenses under major heads is as under:

(₹ in crore)

Particulars	As at 31.03.2017	As at 31.03.2016
1. Sanitation	0.86	0.26
2. Education and skill development & general equally	0.42	0.04
3. Other CSR activities (Execution of projects)	0.06	0.03
Total	1.34	0.33

Total CSR expense incurred during the FY 2015-16 was ₹ 1.33 crore (₹ 0.33 crore from amount to be spent in FY 2015-16 and ₹ 1 crore for contribution to prime minister relief fund from unspent amount of FY 2014-15).

50. Details of Specified Bank Notes (SBN) held and transacted during the period 08/11/2016 to 30/12/2016: Pursuant to MCA Notification No. GSR 308(E) dated 30 March 2017.

(₹ in crore)

Particulars	Specified Bank Notes*	Other denomination notes	Total
Closing cash in hand as on 08.11.2016	-	-	-
Add: Receipts	-	-	-
Less: Payments	-	-	-
Less: Amount deposited in Banks	-	-	-
Closing cash in hand as on 30.12.2016	-	-	-

* For the purposes of this clause, the term 'Specified Bank Notes' shall have the same meaning provided in the notification of the Government of India, in the Ministry of Finance, Department of Economic Affairs number S.O. 3407(E), dated the 8th November, 2016.

Note No. 51 - Other information

- a) The company is engaged in the business of power which in context of Ind AS 108- "Operating Segments", is considered as the operating segment of the company.

b) Expenditure in foreign currency (on accrual basis)

(₹ in crore)

Particulars	Year ended 31.03.2017	Year ended 31.03.2016
Travelling	0.15	0.10
Consultancy	1.51	1.76
Business promotion	-	0.06
Total	1.66	1.92

c) Income earned in foreign exchange

(₹ in crore)

Particulars	Year ended 31.03.2017	Year ended 31.03.2016
Sale	1,084.91	1,025.22
Consultancy	0.70	1.00
Total	1,085.61	1,026.22

- d) Some of the balances of trade payables, trade receivables and advances are subject to confirmation/ reconciliation. Adjustment, if any will be accounted for on confirmation/ reconciliation of the same, which in the opinion of the management will not have a material impact.

e) Dividend paid to non- resident shareholders (in foreign currency):

Number of shareholders	2,431	1,771
Number of shares held	95,263,088	90,885,930
Dividend remitted (₹ in crore)	23.82	19.99
Year to which it relates	2015-16	2014-15

- f) (i) In accordance with the accounting policy, the surcharge recoverable on late/ non-payment of dues by customers is recognized when no significant uncertainty as to measurability or collectability exists. Correspondingly surcharge liabilities on late/ non-payments to the suppliers, in view of the matching concept, is not being recognized in the accounts. The estimated liability in this regard, however is lower than the company's claims from its customers.

- (ii) During the year, the company has recognized surcharge of ₹ 111.84 crore (previous year, ₹ 103.63 crore) from customers on amounts overdue on sale of power which has been included in "Revenue from operations". Correspondingly surcharge expense of ₹ 16.67 crore (previous year, ₹ 33.72 crore) paid/payable to sundry creditors has been included in "Operating expenses".

g) The Details of the Employee Stock Options Scheme (ESOP) is given as under:
i) Particulars of scheme

Date of grant	21-Aug-2008, 22-July-2009
Date of board approval	21-Aug-08
Date of shareholders' approval	6-Aug-08
Number of options granted	6,254,023
Method of settlement	Equity
Vesting period	1 to 4 years
Exercise period	5 years from the date of first vesting
Vesting conditions	Employee's continued employment during vesting period (as per clause 10 of the Plan) with the Company or group.

ii) Details of vesting:

Vesting period from the grant date	Vesting schedule
On completion of 1st year	15%
On completion of 2nd year	15%
On completion of 3rd year	30%
On completion of 4th year	40%

iii) The details of activity under the plan have been summarized below:-

Particulars	As at 31.03.2017		As at 31.03.2016	
	Number of shares (Nos)	Weighted average exercise price (₹)	Number of shares (Nos)	Weighted average exercise price (₹)
Outstanding at the beginning of the year	21,000	25.73	65,813	51.92
Forfeited/ surrendered during the year	-	-	44,813	64.20
Exercised during the year	-	-	-	-
Outstanding at the end of the year	21,000	25.73	21,000	25.73
Exercisable at the end of the year	21,000	25.73	21,000	25.73
Weighted average remaining contractual life (in years)	-	-	-	-

iv) The details of exercise price for stock options outstanding at the end of the year are as given:-

Particulars	As at 31.03.2017	As at 31.03.2016
Range of exercise prices (₹)	25.73	25.73
Number of options outstanding	21,000	21,000
Weighted average remaining contractual life of options (in years)-	-	-
Weighted average exercise price (₹)	25.73	25.73

v) Effect of ESOP scheme on profit & loss and financial position:-

a) Effect on profit & loss:-

(₹ in crore)

Particulars	Year ended 31.03.2017	Year ended 31.03.2016
Employee compensation cost pertaining to ESOP Plan during the year	-	(0.10)

b) Effect on financial position:-

(₹ in crore)

Particulars	As at 31.03.2017	As at 31.03.2016
Liability for employee stock options outstanding as at the year end	0.12	0.12

vi) Impact on reported profit and earnings per share, if the employee compensation cost would have been computed using the fair value method:-

(₹ in crore)

Particulars	Year ended 31.03.2017	Year ended 31.03.2016
Profit as reported for the year	290.87	234.43
Add: Employee stock compensation under intrinsic value method	-	(0.10)
Less: Employee stock compensation under fair value method	-	(0.13)
Pro forma profit	290.87	234.46

vii) Earnings per share (₹)

Particulars	Year ended 31.03.2017	Year ended 31.03.2016
Basic		
- As reported	9.83	7.92
- As pro forma	9.83	7.92
Diluted		
- As reported	9.83	7.92
- As pro forma	9.83	7.92

(viii) The fair value of each stock option issued in the year 2009-10 and 2008-09 has been estimated using Black Scholes Options Pricing model after applying the following key assumptions (weighted value):

Particulars	Options granted in the year 2009-10	Options granted in the year 2008-09
Volatility	52.04%	67.53%
Expected dividend	1.47%	1.23%
Risk free rate of interest	6.80%	9.10%
Option life (years)	6	6
The price of underlying share in the market	81.90	81.36
Fair value per option	46.45	66.18

h) Amount in the financial statements are presented in ₹ crore (upto two decimals) except for per share data and as other-wise stated.

As per our report of even date attached
For K G Somani & Co.
Chartered Accountants
Firm Regn. No. 006591N

Sd/-
(Bhuvnesh Maheshwari)
Partner
M.No.088155

Place: New Delhi
Date: May 27, 2017

For and on behalf of the Board of Directors

Sd/-
(Arun Kumar)
Director & CFO
DIN 01853255

Sd/-
(Deepak Amitabh)
Chairman & Managing Director
DIN 01061535

Sd/-
(Rajiv Maheshwari)
Company Secretary

INDEPENDENT AUDITOR'S REPORT

To The Members of PTC India Limited

Report on the Consolidated Ind AS Financial Statements

We have audited the accompanying consolidated Ind AS financial statements of PTC INDIA LIMITED (hereinafter referred to as "the Holding Company") and its subsidiaries (the Holding Company and its subsidiaries together referred to as "the Group") and its associates, comprising of the Consolidated Balance Sheet as at 31st March, 2017, the Consolidated Statement of Profit and Loss (including other comprehensive income), the Consolidated Cash Flow Statement and the consolidated Statement of Changes in Equity for the year then ended, and a summary of the significant accounting policies and other explanatory information (hereinafter referred to as "the consolidated Ind AS financial statements").

Management's Responsibility for the Consolidated Ind AS Financial Statements

The Holding Company's Board of Directors is responsible for the preparation of these consolidated Ind AS financial statements in terms of the requirements of the Companies Act, 2013 (hereinafter referred to as "the Act") that give a true and fair view of the consolidated financial position, consolidated financial performance including other comprehensive income, consolidated cash flows and consolidated statement of changes in equity of the Group including its Associates in accordance with the accounting principles generally accepted in India, including the Indian Accounting Standards specified under Section 133 of the Act, read with relevant rules issued thereunder. The respective Board of Directors of the companies included in the Group and of its associates are responsible for maintenance of adequate accounting records in accordance with the provisions of the Act for safeguarding the assets of the Group and for preventing and detecting frauds and other irregularities; the selection and application of appropriate accounting policies; making judgments and estimates that are reasonable and prudent; and the design, implementation and maintenance of adequate internal financial controls, that were operating effectively for ensuring the accuracy and completeness of the accounting records, relevant to the preparation and presentation of the consolidated Ind AS financial statements that give a true and fair view and are free from material misstatement, whether due to fraud or error, which have been used for the purpose of preparation of the consolidated Ind AS financial statements by the Directors of the Holding Company, as aforesaid.

Auditor's Responsibility

Our responsibility is to express an opinion on these consolidated Ind AS financial statements based on our audit. While conducting the audit, we have taken into account the provisions of the Act, the accounting and auditing standards and matters which are required to be included in the audit report under the provisions of the Act and the Rules made there under.

We conducted our audit in accordance with the Standards on Auditing specified under Section 143(10) of the Act. Those Standards require that we comply with ethical requirements and plan and perform the audit to obtain reasonable assurance about whether the consolidated Ind AS financial statements are free from material misstatement.

An audit involves performing procedures to obtain audit evidence about the amounts and the disclosures in the consolidated Ind AS financial statements. The procedures selected depend on the auditor's judgment, including the assessment of the risks of material misstatement of the consolidated Ind AS financial statements, whether due to fraud or error. In making those risk assessments, the auditor considers internal financial control relevant to the Holding Company's preparation of the consolidated Ind AS financial statements that give a true and fair view in order to design audit procedures that are appropriate in the circumstances. An audit also includes evaluating the appropriateness of the accounting policies used and the reasonableness of the accounting estimates made by the Holding Company's Board of Directors, as well as evaluating the overall presentation of the consolidated Ind AS financial statements.

We believe that the audit evidence obtained by us and the audit evidence obtained by the other auditors in terms of their reports referred to in sub-paragraph (a) of the Other Matters paragraph below, is sufficient and appropriate to provide a basis for our audit opinion on the consolidated Ind AS financial statements.

Opinion

In our opinion and to the best of our information and according to the explanations given to us, the aforesaid consolidated Ind AS financial statements give the information required by the Act in the manner so required and give a true and fair view in conformity with the accounting principles generally accepted in India including the Ind AS, of the consolidated state of affairs (financial position) of the Group and its associates as at 31st March, 2017, and their consolidated profit (financial performance including other comprehensive income), their consolidated cash flows and the consolidated changes in equity for the year ended on that date.

Other Matters

- (a) We did not audit the financial statements / financial information of subsidiaries, whose financial statements / financial information reflect total assets of Rs. 11,485.33 crores (Previous year Rs. 10,247.55 crores) as at 31st March, 2017, total revenues of Rs. 1,235.72 crores (Previous year Rs. 971.46 crores) and consolidated net increase in cash flows amounting to Rs. 83.57 crores (Previous year net increase Rs. 18.41 crores) for the year ended on 31st March, 2017, as considered in the consolidated Ind AS financial statements. These financial statements / financial information have been audited by other Auditors whose financial statements / financial information have been furnished to us by the Management and our opinion on the consolidated Ind AS financial statements, in so far as it relates to the amounts and disclosures included in respect of these subsidiaries, and our report in terms of sub-sections (3) and (11) of Section 143 of the Act in so far as it relates to the aforesaid subsidiaries, is based solely on the reports of the other Auditors.
- (b) The consolidated Ind AS financial statements also include the Group's share of net profit / loss of Rs. Nil for the year ended 31st March, 2017, as considered in the consolidated Ind AS financial statements, in respect of associates, Krishna Godavari Power Utilities Limited, Varam Bio Energy Private Limited, R S India Global Energy Limited and R S India Wind Energy Private Limited whose financial statements / financial information are not available with the "Group". However for the purpose of consolidated Ind AS financial statements/ financial information, the group has fully provided for diminution in value of net investment in these associates. (Also Refer Note 5 to the consolidated Ind AS financial statements). The group does not have any further obligation over and above the cost of investments, in view of the management there is no impact thereof on these consolidated Ind AS financial statements.

Our opinion on the consolidated Ind AS financial statements, and our report on Other Legal and Regulatory Requirements below, is not modified in respect of the above matter (a) with respect to our reliance on the work done and the reports of the other auditors.

Report on Other Legal and Regulatory Requirements

1. As required by Section 143(3) of the Act, *except for the possible effect of the matter described in "Other matters" paragraph (b) above*, we report, to the extent applicable, that:
 - (a) We have sought and obtained all the information and explanations which to the best of our knowledge and belief were necessary for the purposes of our audit of the aforesaid consolidated Ind AS financial statements.

- (b) In our opinion, proper books of account as required by law relating to preparation of the aforesaid consolidated Ind AS financial statements have been kept so far as it appears from our examination of those books and the reports of the other auditors.
- (c) The Consolidated Balance Sheet, the Consolidated Statement of Profit and Loss (including other comprehensive income), the Consolidated Cash Flow Statement and Consolidated Statement of Changes in Equity dealt with by this Report are in agreement with the relevant books of account maintained for the purpose of preparation of the consolidated Ind AS financial statements.
- (d) In our opinion, the aforesaid consolidated Ind AS financial statements comply with the Indian Accounting Standards (Ind AS) specified under Section 133 of the Act, read with relevant rules issued thereunder.
- (e) On the basis of the written representations received from the directors of the Holding Company as on 31st March, 2017 taken on record by the Board of Directors of the Holding Company and the reports of the statutory auditors of its subsidiary companies incorporated in India, none of the directors of the Group companies incorporated in India is disqualified as on 31st March, 2017 from being appointed as a director in terms of Section 164(2) of the Act.
- (f) With respect to the adequacy of the internal financial controls over financial reporting of the Group and the operating effectiveness of such controls, refer to our separate Report in "Annexure A"
- (g) With respect to the other matters to be included in the Auditor's Report in accordance with Rule 11 of the Companies (Audit and Auditor's) Rules, 2014, in our opinion and to the best of our information and according to the explanations given to us *except for the possible effect of the matter described in "Other matters" paragraph (b) above:*
- i) The consolidated Ind AS financial statements disclose the impact of pending litigations on the consolidated financial position of the Group, and its associates. Refer Note No. 13(b) and 41 to the consolidated Ind AS financial statements.
- ii) Provision has been made in the consolidated Ind AS financial statements, as required under the applicable law or accounting standards, for material foreseeable losses, if any, on long-term contracts including derivative contracts.
- iii) There has been no delay in transferring amounts, which were required to be transferred, to the Investor Education and Protection Fund by the Holding Company and its subsidiary companies, associate companies incorporated in India.
- iv) The Group has provided requisite disclosures in the consolidated Ind AS financial statements as regards the holding and dealings in Specified Bank Notes as defined in the Notification S.O. 3407(E) dated the 8th November, 2016 of the Ministry of Finance, during the period from 8th November, 2016 to 30th December, 2016. Based on audit procedures performed and the representations provided to us by the management we report that the disclosures are in accordance with the relevant books of accounts maintained by the Group for the purpose of preparation of the consolidated Ind AS financial statements. (Refer note 53 of the consolidated Ind AS financial statements)

For K. G. Somani & Co.
Chartered Accountants
Firm Registration No: 06591N

(Bhuvnesh Maheshwari)
Partner
Membership No: 088155

Place: New Delhi
Date: 27th May, 2017

“ANNEXURE A” TO THE INDEPENDENT AUDITOR’S REPORT OF EVEN DATE ON THE CONSOLIDATED IND AS FINANCIAL STATEMENTS OF PTC INDIA LIMITED

Report on the Internal Financial Controls under Clause (i) of Sub-section 3 of Section 143 of the Companies Act, 2013 (“the Act”)

We have audited the internal financial controls over financial reporting of PTC INDIALIMITED (hereinafter referred to as “the Holding Company”) and its subsidiaries (the Holding Company and its subsidiaries together referred to as “the Group”) and its associates as of March 31, 2017 in conjunction with our audit of the consolidated Ind AS financial statements of the Group and its associates for the year ended on that date. *Since the auditor’s reports of associates are not available, we are unable to comment on the adequacy and operating effectiveness of Internal Financial Controls over Financial Reporting under section 143(3)(i) of the Act in respect of these associates.*

Management’s Responsibility for Internal Financial Controls

The Holding Company’s management is responsible for establishing and maintaining internal financial controls based on, “the internal control over financial reporting criteria established by the holding Company considering the essential components of internal control stated in the Guidance Note on Audit of Internal Financial Controls over Financial Reporting issued by the Institute of Chartered Accountants of India (ICAI)”. These responsibilities include the design, implementation and maintenance of adequate internal financial controls that were operating effectively for ensuring the orderly and efficient conduct of its business, including adherence to company’s policies, the safeguarding of its assets, the prevention and detection of frauds and errors, the accuracy and completeness of the accounting records, and the timely preparation of reliable financial information, as required under the Companies Act, 2013.

Auditors’ Responsibility

Our responsibility is to express an opinion on the Holding Company’s internal financial controls over financial reporting based on our audit. We conducted our audit in accordance with the Guidance Note on Audit of Internal Financial Controls Over Financial Reporting (the “Guidance Note”) issued by the Institute of Chartered Accountants of India and the Standards on Auditing prescribed under section 143(10) of the Companies Act, 2013, to the extent applicable to an audit of internal financial controls. Those Standards and the Guidance Note require that we comply with ethical requirements and plan and perform the audit to obtain reasonable assurance about whether adequate internal financial controls over financial reporting was established and maintained and if such controls operated effectively in all material respects.

Our audit involves performing procedures to obtain audit evidence about the adequacy of the internal financial controls system over financial reporting and their operating effectiveness. Our audit of internal financial controls over financial reporting included obtaining an understanding of internal financial controls over financial reporting, assessing the risk that a material weakness exists, and testing and evaluating the design and operating effectiveness of internal control based on the assessed risk. The procedures selected depend on the auditor’s judgment, including the assessment of the risks of material misstatement of the consolidated Ind AS financial statements, whether due to fraud or error.

We believe that the audit evidence we have obtained is sufficient and appropriate to provide a basis for our audit opinion on the Holding Company’s internal financial controls system over financial reporting.

Meaning of Internal Financial Controls Over Financial Reporting

A Holding company’s internal financial control over financial reporting is a process designed to provide reasonable assurance regarding the reliability of

financial reporting and the preparation of financial statements for external purposes in accordance with generally accepted accounting principles. A Holding company’s internal financial control over financial reporting includes those policies and procedures that (1) pertain to the maintenance of records that, in reasonable detail, accurately and fairly reflect the transactions and dispositions of the assets of the company; (2) provide reasonable assurance that transactions are recorded as necessary to permit preparation of financial statements in accordance with generally accepted accounting principles, and that receipts and expenditures of the Holding company are being made only in accordance with authorizations of management and directors of the company; and (3) provide reasonable assurance regarding prevention or timely detection of unauthorized acquisition, use, or disposition of the Holding company’s assets that could have a material effect on the consolidated Ind AS financial statements.

Inherent Limitations of Internal Financial Controls Over Financial Reporting

Because of the inherent limitations of internal financial controls over financial reporting, including the possibility of collusion or improper management override of controls, material misstatements due to error or fraud may occur and not be detected. Also, projections of any evaluation of the internal financial controls over financial reporting to future periods are subject to the risk that the internal financial control over financial reporting may become inadequate because of changes in conditions, or that the degree of compliance with the policies or procedures may deteriorate.

Opinion

In our opinion, to the best of our information and according to the explanations given to us, the Holding Company and its subsidiaries and associate company, which are companies incorporated in India, *subject to the other matter paragraph given below have*, in all material respects, an adequate internal financial controls system over financial reporting and such internal financial controls over financial reporting were operating effectively as at 31st March 2017, based on the internal control over financial reporting criteria established by the Holding Company considering the essential components of internal control stated in the Guidance Note on Audit of Internal Financial Controls Over Financial Reporting issued by the Institute of Chartered Accountants of India.

Other Matters

Our aforesaid reports under Section 143(3)(i) of the Act include the information of the Holding Company and its subsidiaries companies in respect of the adequacy and operating effectiveness of the internal financial controls over financial reporting. It did not contain such information in respect of the associate companies for which no corresponding reports of the auditor have been obtained.

For K. G. Somani & Co.
Chartered Accountants
Firm Registration No: 06591N

(Bhuvnesh Maheshwari)
Partner
Membership No: 088155

Place: New Delhi
Date: 27th May, 2017

CONSOLIDATED BALANCE SHEET AS AT MARCH 31, 2017

(₹ in crore)

Particulars	Note No.	As at 31.03.2017	As at 31.03.2016	As at 01.04.2015
ASSETS				
Non-current assets				
Property, plant and equipment	2	2,153.45	384.88	46.26
Capital work-in-progress	3	0.06	-	-
Intangible assets	4	1.60	1.90	2.99
Investments in associates	5	-	-	37.55
Financial assets				
Investments	6	401.46	623.22	960.16
Loans	7	9,702.64	7,718.79	5,444.90
Other financial assets	8	700.14	745.43	751.34
Deferred tax assets (net)	9	44.13	-	-
Income tax assets (net)	10	36.34	44.18	35.51
Other non-current assets	11	24.57	0.97	0.86
Total non-current assets		13,064.39	9,519.37	7,279.57
Current assets				
Financial assets				
Investments	12	572.19	478.90	542.67
Trade receivables	13	3,290.81	3,710.28	2,803.86
Cash and cash equivalents	14	294.26	203.58	273.42
Bank balances other than cash and cash equivalents	15	7.00	18.83	68.24
Loans	16	200.26	200.32	200.35
Other financial assets	17	546.58	501.20	721.85
Current tax asset (net)	18	-	45.00	-
Other current assets	19	113.93	104.42	79.61
Assets classified as held for sale	20	-	-	37.51
Total current assets		5,025.03	5,262.53	4,727.51
TOTAL ASSETS		18,089.42	14,781.90	12,007.08
EQUITY AND LIABILITIES				
Equity				
Equity share capital	21	296.01	296.01	296.01
Other equity	22	3,559.10	3,255.45	3,005.91
Total equity attributable to owners of the parent		3,855.11	3,551.46	3,301.92
Non-controlling interests		834.46	747.47	687.16
Total equity		4,689.57	4,298.93	3,989.08
Liabilities				
Non-current liabilities				
Financial liabilities				
Borrowings	23	6,539.38	5,705.13	4,477.25
Other financial liabilities	24	25.42	6.64	2.48
Provisions	25	103.51	65.82	70.82
Deferred tax liabilities (net)	9	-	2.86	45.25
Total non-current liabilities		6,668.31	5,780.45	4,595.80
Current liabilities				
Financial liabilities				
Borrowings	26	2,848.95	1,406.99	1,157.30
Trade payables	27	2,737.30	2,482.92	1,890.42
Other financial liabilities	28	1,066.34	740.23	323.67
Other current liabilities	29	71.92	52.48	47.48
Provisions	30	0.66	0.15	0.71
Current tax liabilities (net)	31	6.37	19.75	2.62
Total current liabilities		6,731.54	4,702.52	3,422.20
TOTAL EQUITY AND LIABILITIES		18,089.42	14,781.90	12,007.08

Significant accounting policies

1

The accompanying notes form an integral part of these financial statements.

As per our report of even date attached

For and on behalf of the Board of Directors

For K G Somani & Co.
Chartered Accountants
Firm Regn. No. 006591N

Sd/-
(Bhuvnesh Maheshwari)
Partner
M.No.088155

Sd/-
(Arun Kumar)
Director & CFO
DIN 01853255

Sd/-
(Deepak Amitabh)
Chairman & Managing Director
DIN 01061535

Place: New Delhi
Date: May 27, 2017

Sd/-
(Rajiv Maheshwari)
Company Secretary

CONSOLIDATED STATEMENT OF PROFIT AND LOSS FOR THE YEAR ENDED MARCH 31, 2017

(₹ in crore)

Particulars	Note No.	For the year ended 31.03.2017	For the year ended 31.03.2016
Revenue			
Revenue from operations	32	15,310.55	13,447.39
Other income	33	202.92	153.63
Total revenue		15,513.47	13,601.02
Expenses			
Purchases	34	13,479.27	11,871.99
Operating expenses	35	210.43	248.12
Employee benefits expense	36	43.99	37.20
Finance costs	37	799.71	630.91
Provision for expected credit loss	38	113.73	95.19
Depreciation and amortization expense	2 & 4	21.24	10.15
Other expenses	39	73.23	45.57
Total expenses		14,741.60	12,939.13
Profit before exceptional items and tax		771.87	661.89
Exceptional items	40	(0.02)	(37.51)
Profit before tax		771.85	624.38
Tax expense			
-Current tax		288.31	233.25
-Deferred tax (net)		(22.27)	(15.13)
Total tax expense		266.04	218.12
Profit for the year		505.81	406.26
Other comprehensive income			
Items that will not be reclassified to profit or loss (net of tax)			
Remeasurements of post-employment benefit obligations		(0.68)	(0.01)
Deferred tax on post-employment benefit obligations		0.24	0.01
Equity instruments through other comprehensive income		(27.43)	14.78
Current tax relating of FVTOCI to equity investment		(29.67)	(30.53)
Deferred tax charge/ (benefit) relating to FVTOCI to equity investment		22.25	27.25
Items that will be reclassified to profit or loss			
Change in cash flow hedge reserve		(6.47)	-
Income tax relating to cash flow hedge reserve		2.24	-
Other comprehensive income / (loss) for the year (net of tax)		(39.52)	11.50
Total comprehensive income / (loss) for the year		466.29	417.76
Profit is attributable to:			
Owners of the parent		414.72	322.52
Non-controlling interests		91.09	83.74
Other comprehensive income is attributable to:			
Owners of the parent		(41.56)	6.91
Non-controlling interests		2.04	4.59
Total comprehensive income is attributable to:			
Owners of the parent		373.16	329.43
Non-controlling interests		93.13	88.33
Earnings per equity share (face value of equity share of ₹ 10 each)	42		
(1) Basic (₹)		14.01	10.90
(2) Diluted (₹)		14.01	10.90

Significant accounting policies

1

The accompanying notes form an integral part of these financial statements.

As per our report of even date attached

For and on behalf of the Board of Directors

For K G Somani & Co.
Chartered Accountants
Firm Regn. No. 006591N

Sd/-
(Bhuvnesh Maheshwari)
Partner
M.No.088155

Sd/-
(Arun Kumar)
Director & CFO
DIN 01853255

Sd/-
(Deepak Amitabh)
Chairman & Managing Director
DIN 01061535

Place: New Delhi
Date: May 27, 2017

Sd/-
(Rajiv Maheshwari)
Company Secretary

CONSOLIDATED CASH FLOW STATEMENT FOR THE YEAR ENDED MARCH 31, 2017

(₹ in crore)

Particulars	For the year ended 31.03.2017	For the year ended 31.03.2016
Cash flows from operative activities		
Net profit before tax	771.85	624.38
Adjustments for:		
Depreciation and amortization expense	21.24	10.15
Bad debts/ advances written off	15.99	-
Liabilities no longer required written back	(29.48)	-
Employee compensation expense (ESOP)	-	(0.10)
(Profit)/Loss on sale of fixed assets	0.02	(0.04)
Unrealized foreign exchange fluctuation loss / (gain)-(net)	(1.74)	1.61
Impairment allowance for doubtful debts / advances	3.20	0.12
Impairment provision for non current investment	-	37.55
Provision for expected credit loss	113.73	95.19
Finance costs	799.71	630.91
Dividend income	(24.27)	(27.81)
Interest income	(135.98)	(106.76)
Profit on sale of investment (net)	(10.33)	(16.28)
	1,523.94	1,248.92
Add: Proceeds from Profit on sale of non-current unquoted trade investments in equity shares	249.12	311.93
Operating profit before working capital changes	1,773.07	1,560.85
Adjustments for:		
Loan financing	(2,097.01)	(2,205.64)
(Increase)/ Decrease in trade receivables	399.64	(907.25)
Non-current investments	(21.33)	-
(Increase)/ Decrease in other assets	(17.45)	(31.81)
Increase/ (Decrease) in liabilities	350.74	602.85
Increase/ (Decrease) in provisions	1.76	1.12
Cash generated from/(used in) operating activities	389.42	(979.88)
Direct taxes paid (net)	(278.20)	(301.16)
Net cash generated/(used) from operating activities (A)	111.22	(1,281.04)
Cash flows investing activities		
Interest received	136.46	107.89
Dividend received	24.27	27.81
Purchase of property, plant and equipment and intangible assets	(1,477.06)	(312.92)
Sale of property, plant and equipment	0.11	0.14
Finance lease receivables	13.86	57.07
Sale/(Purchase) of investments (net)	(86.94)	157.36
Decrease/ (Increase) in bank balances other than cash & cash equivalents	15.36	50.11
Net cash generated from/ (used in) investing activities (B)	(1,373.94)	87.46
Cash flows from financing activities		
Proceeds from long-term borrowings	1,416.02	1,797.36
Repayment of long-term borrowings	(589.32)	(185.54)
Proceeds from short-term borrowings (net)	1,441.96	249.69
Finance lease obligations	(13.86)	(57.07)
Finance costs (including premium on derivative contracts)	(779.86)	(575.27)
Dividend paid (including dividend tax)	(121.54)	(105.43)
Net cash generated from/(used in) financing activities (C)	1,353.40	1,123.74
Net increase/ (decrease) in cash and cash equivalents (A+B+C)	90.68	(69.84)
Cash and cash equivalents (opening balance)	203.58	273.42
Cash and cash equivalents (closing balance)	294.26	203.58

Notes:

1 Cash and cash equivalents include

	As on 31.03.2017	As on 31.03.2016
Cash on hand-staff imprest	0.02	0.01
Cheques/drafts on hand	1.19	-
Current accounts	68.92	176.53
Deposits (original maturity period upto 3 months)	224.13	27.04
Cash and cash equivalents at the year end	294.26	203.58

2. The above consolidated cash flow statement has been prepared under the "Indirect Method" as set out in the Accounting Standard (Ind AS)-7 on Statement of cash flows.
3. Figures in bracket indicate cash outflow.

As per our report of even date attached

For K G Somani & Co.
Chartered Accountants
Firm Regn. No. 006591N

Sd/-
(Bhuvnesh Maheshwari)
Partner
M.No.088155

Place: New Delhi
Date: May 27, 2017

For and on behalf of the Board of Directors

Sd/-
(Arun Kumar)
Director & CFO
DIN 01853255

Sd/-
(Deepak Amitabh)
Chairman & Managing Director
DIN 01061535

Sd/-
(Rajiv Maheshwari)
Company Secretary

STATEMENT OF CHANGES IN EQUITY

(A) Equity share capital

(₹ in crore)

Particulars	As at 31 March 2017		As at 31 March 2016		As at 01 April 2015	
	No. of Shares	Amount	No. of Shares	Amount	No. of Shares	Amount
Balance at the beginning of the reporting period	296,008,321	296.01	296,008,321	296.01	296,008,321	296.01
Changes in equity share capital during the year	-	-	-	-	-	-
Balance at the end of the reporting period	296,008,321	296.01	296,008,321	296.01	296,008,321	296.01

(B) Other equity

(₹ in crore)

Particulars	Attributable to the equity holders of the parent														Total equity attributable to owners of the parent	Non-controlling interests	Total
	Reserves & Surplus									Items of Other comprehensive income							
	Securities premium account	Share option outstanding account	General reserve	Retained earnings	Capital reserve on consolidation	Statutory reserve (in terms of Section 45-IC of the Reserve Bank of India Act, 1961)	Special reserve (in terms of Section 36(1)(viii) of the Income tax Act, 1961)	Foreign currency monetary items translation difference account	Contingency reserve	FVOCI - Equity investment reserve	Cash Flow Hedge Reserve	Re-measurements of the net defined benefit plans					
Balance at 1 April 2015	1,711.07	0.37	365.68	666.12	7.95	83.74	62.50	(29.27)	1.05	136.70	-	-	3,005.91	687.16	3,693.07		
Profit for the year	-	-	-	322.52	-	-	-	-	-	-	-	-	322.52	83.74	406.26		
Other comprehensive income	-	-	-	-	-	-	-	-	-	6.91	-	-	6.91	4.59	11.50		
Total comprehensive income for the year	-	-	-	322.52	-	-	-	-	-	6.91	-	-	329.43	88.33	417.76		
Transactions with owners in their capacity as owners:																	
Surrender/expiry of share options	-	(0.25)	-	0.15	-	-	-	-	-	-	-	-	-	(0.10)	(0.10)		
Transferred from reserve for equity instrument through OCI	-	-	-	105.84	-	-	-	-	-	(105.84)	-	-	-	-	-		
Add: Remeasurement of post-employment benefit obligation, net of tax	-	-	-	(0.04)	-	-	-	-	-	-	-	0.04	-	(0.01)	(0.01)		
Cash dividends	-	-	-	(65.12)	-	-	-	-	-	-	-	-	(65.12)	(22.48)	(87.60)		
Dividend distribution tax (DDT) on cash dividend	-	-	-	(13.26)	-	-	-	-	-	-	-	-	(13.26)	(4.58)	(17.84)		
Less: Transferred to statutory reserve u/s 45-IC of the Reserve Bank of India Act, 1934	-	-	-	(46.93)	-	46.93	-	-	-	-	-	-	-	-	-		
Less: Transferred to special reserve u/s 36(1)(vii) of the Income tax Act, 1961	-	-	-	(34.98)	-	-	34.98	-	-	-	-	-	-	-	-		
Transfer to general reserve	-	-	70.08	(70.08)	-	-	-	-	-	-	-	-	-	-	-		
Add/(less): Effect of foreign exchange rate variations during the year (net)	-	-	-	-	-	-	-	(14.95)	-	-	-	-	(14.95)	(9.97)	(24.92)		
Add/less: Amortisation for the year	-	-	-	-	-	-	-	13.53	-	-	-	-	13.53	9.02	22.55		
Balance at 31 March 2016	1,711.07	0.12	435.76	864.22	7.95	130.67	97.48	(30.69)	1.05	37.78	-	0.04	3,255.45	747.47	4,002.92		
Profit for the year	-	-	-	414.72	-	-	-	-	-	-	-	-	414.72	91.09	505.81		
Other comprehensive income for the year	-	-	-	-	-	-	-	-	-	(38.46)	(2.75)	(0.35)	(41.56)	2.04	(39.52)		
Total comprehensive income for the year	-	-	-	414.72	-	-	-	-	-	(38.46)	(2.75)	(0.35)	373.16	93.13	466.29		
Transactions with owners in their capacity as owners:																	
Transferred from reserve for equity instrument through OCI	-	-	-	65.86	-	-	-	-	-	(65.86)	-	-	-	-	-		
Add: Remeasurement of post-employment benefit obligation, net of tax	-	-	-	(0.04)	-	-	-	-	-	-	-	(0.04)	-	(0.04)	(0.04)		
Cash dividends	-	-	-	(74.00)	-	-	-	-	-	-	-	-	(74.00)	(26.98)	(100.98)		
Dividend distribution tax (DDT) on cash dividend	-	-	-	(15.75)	-	-	-	-	-	-	-	-	(15.75)	(5.49)	(21.24)		
Less: Transferred to statutory reserve u/s 45-IC of the Reserve Bank of India Act, 1934	-	-	-	(44.89)	-	44.89	-	-	-	-	-	-	-	-	-		
Less: Transferred to special reserve u/s 36(1)(vii) of the Income tax Act, 1961	-	-	-	(46.08)	-	-	46.08	-	-	-	-	-	-	-	-		
Acquisition of a Non-controlling Interest (NCI)-Refer Note 55(d)	(60.85)	-	-	32.61	-	10.87	8.11	(2.55)	-	3.11	-	-	(8.70)	8.70	-		
Adjustments on consolidation	(0.75)	-	-	(0.79)	(7.95)	-	-	-	-	24.53	-	-	15.04	10.12	25.16		
Add/(less): Effect of foreign exchange rate variations during the year (net)	-	-	-	-	-	-	-	4.25	-	-	-	-	4.25	2.29	6.54		
Add/less: Amortisation for the year	-	-	-	-	-	-	-	9.69	-	-	-	-	9.69	5.22	14.91		
Transfer to general reserve	-	-	81.01	(81.01)	-	-	-	-	-	-	-	-	-	-	-		
Balance at 31 March 2017	1,649.47	0.12	516.77	1,114.85	-	186.43	151.67	(19.30)	1.05	(38.90)	(2.75)	(0.31)	3,559.10	834.46	4,393.56		

As per our report of even date attached

For and on behalf of the Board of Directors

For K G Somani & Co.
Chartered Accountants
Firm Regn. No. 006591N

Sd/
(Bhuvnesh Maheshwari)
Partner
M.No.088155DIN 01853255

Sd/
(Arun Kumar)
Director & CFO
DIN 01061535

Sd/
(Deepak Amitabh)
Chairman & Managing Director

Place: New Delhi
Date: May 27, 2017

Sd/
(Rajiv Maheshwari)
Company Secretary

NOTES TO THE CONSOLIDATED FINANCIAL STATEMENTS (FOR THE YEAR ENDED 31 MARCH 2017)

Note No. 1. Group overview and significant accounting policies

1. Group overview

PTC India Limited (the "Company") is a public company domiciled in India and limited by shares (CIN: L40105DL1999PLC099328). The company is incorporated under the provisions of the Companies Act applicable in India. The shares of the Company are publicly traded on the National Stock Exchange of India Limited and BSE Limited. The registered office of the company is located at 2nd Floor, NBCC Tower, 15 Bhikaji Cama Place, New Delhi-110066, India. These consolidated financial statements comprise the Company and its subsidiaries and associates (referred to collectively as the 'Group') for the year ended March 31, 2017.

The subsidiaries and associates considered in the consolidated financial statements are as under:

Sr. No.	Particulars	Relationship	Percentage of ownership interest			Share of Associates Profit / (Loss) included in Consolidated Statement of Profit and Loss Account (₹ in Crore)		
			As on 31.03.2017	As on 31.03.2016	As on 31.03.2015	As on 31.03.2017	As on 31.03.2016	As on 31.03.2015
1	PTC India Financial Services Limited (PFS)	Subsidiary	64.99%	60%	60%	NA	NA	NA
2	PTC Energy Ltd (PEL)	Subsidiary	100%	100%	100%	NA	NA	NA
3	Krishna Godavari Power Utilities Limited*	Associate	49%	49%	49%	-	-	-
4	RS India Wind Energy Private Limited (formally known as R.S. India Wind Energy Limited)*	Associate	37%	37%	37%	-	-	-
5	Varam Bio Energy Private Limited*	Associate	26%	26%	26%	-	-	-
6	RS India Global Energy Limited*	Associate	48%	48%	48%	-	-	-

* Financial statements for the year 2016-17 of these associates were not made available for consolidation.

The Group is principally engaged in trading/ generation of power and providing total financing solutions to the energy value chain which includes investing in equity or extending debt to power projects in generation, transmission, distribution, fuel resources and fuel related infrastructure.

PTC India Limited holds Category I license from Central Electricity Regulatory Commission (CERC), the highest category with permission to trade unlimited volumes and its subsidiary

Its subsidiary PTC India Financial Services Limited ("PFS") is a registered Non-banking finance company (NBFC) with Reserve Bank of India (RBI) and has been awarded the Infrastructure Finance Company (IFC) status by RBI. PFS is set up with an objective to provide total financing solutions to the energy value chain which includes investing in equity or extending debt to power projects in generation, transmission, distribution, fuel resources and fuel related infrastructure.

its subsidiary PTC Energy Limited (PEL) is set up with an objective to develop asset base taking into its sphere the business of generation, supply, distribution, transmission and dealing in all forms of energy including import and export of coal, conversion of coal/ fuels in to electricity, fuel linkages and provide advisory services in energy sector and energy efficiency.

The consolidated financial statements were authorized for issue in accordance with a resolution of the directors on 27 May, 2017.

2.1 Basis of preparation of consolidated financial statements

(i) Statement of Compliance

The consolidated financial statements have been prepared in accordance with Indian Accounting Standards (Ind-AS) as prescribed under section 133 of the Companies Act read with Rule 3 of the Companies (Indian Accounting Standards) Rules, 2015 and

the Companies (Indian Accounting Standards) Amendment, Rules 2016. These are the Group's first financial statements presented under Ind AS and therefore Ind-AS 101, "First Time Adoption of Indian Accounting Standards" has been applied. Until 31 March, 2016, the Group prepared its financial statements under the historical cost convention, on the accrual basis of accounting, in accordance with the Generally Accepted Accounting Principles in India ('GAAP'), mandatory accounting standards as notified under section 133 of the Companies Act, 2013, read together with rule 7 of the Companies (Accounts) Rules, 2014, and the relevant provisions of Companies Act, 2013. "

The Group followed the provisions of Ind-AS 101, "First Time Adoption of Indian Accounting Standards", in preparing its opening Ind-AS Balance Sheet as of the date of transition, viz., 1 April 2015. Certain Ind-AS accounting policies used in the preparation of Group's opening Statement of Financial Position are different from the accounting policies applied under the earlier GAAP as at 31 March 2015, and accordingly the adjustments were made to restate the opening balances as per Ind-AS. The resulting adjustments arose from events and transactions before the date of transition to Ind-AS. Therefore, as required by Ind-AS 101, those adjustments were recognized directly through retained earnings as at 1 April 2015. An explanation of how the transition to Ind-AS has affected the reported financial position, financial performance and cash flows of the Group is provided in note no. 50.

(ii) Basis of Measurement

The consolidated financial statements have been prepared on the historical cost basis except for certain financial assets and liabilities (including derivative instruments) that are measured at fair value (refer accounting policy regarding financial instruments). The methods used to measure fair values are discussed further in notes to financial statements.

Functional and presentation currency

These consolidated financial statements are presented in Indian Rupees (INR), which is the Group's functional currency. All financial information presented in INR has been rounded to the nearest crore (upto two decimals), except as stated otherwise.

Historical cost is generally based on the fair value of the consideration given in exchange for goods and services.

2.2 Significant Accounting Policies

A summary of the significant accounting policies applied in the preparation of the consolidated financial statements are as given below. These accounting policies have been applied consistently to all periods presented in the consolidated financial statements.

Basis of Consolidation

The financial statements of Subsidiary Companies and Associates are drawn up to the same reporting date as of the Company for the purpose of consolidation.

Subsidiaries

Subsidiaries are all entities over which the group has control. The group controls an entity when the group is exposed to, or has rights to, variable returns from its involvement with the entity and has the ability to affect those returns through its power to direct the relevant activities of the entity. Subsidiaries are fully consolidated from the date on which control is transferred to the group. They are deconsolidated from the date that control ceases.

The group combines the financial statements of the parent and its subsidiaries line by line adding together like items of assets, liabilities, equity, income and expenses. Intercompany transactions, balances and unrealised gains on transactions between group companies are eliminated. Unrealised losses are also eliminated unless the transaction provides evidence of an impairment of the transferred asset. Accounting policies of subsidiaries have been changed where necessary to ensure consistency with the policies adopted by the group.

Non-controlling interests (NCI) in the results and equity of subsidiaries are shown separately in the consolidated statement of profit and loss, consolidated statement of changes in equity and balance sheet respectively.

When the Group loses control over a subsidiary, it derecognises the assets and liabilities of the subsidiary, and any related NCI and other components of equity. Any interest retained in the former subsidiary is measured at fair value at the date the control is lost. Any resulting gain or loss is recognised in profit or loss.

Associates

Associates are all entities over which the group has significant influence but not control or joint control. This is generally the case where the group holds between 20% and 50% of the voting rights. Investments in associates are accounted for using the equity method of accounting (see below), after initially being recognised at cost.

Equity Method

Under the equity method of accounting, the investments are initially recognised at cost and adjusted thereafter to recognise the group's share of the post-acquisition profits or losses of the investee in profit and loss, and the group's share of other comprehensive income of the investee in other comprehensive income. Dividends received or receivable from associates are recognised as a reduction in the carrying amount of the investment.

When the group's share of losses in an equity-accounted investment

equals or exceeds its interest in the entity, including any other unsecured long-term receivables, the group does not recognise further losses, unless it has incurred obligations or made payments on behalf of the other entity.

Unrealised gains on transactions between the group and its associates are eliminated to the extent of the group's interest in these entities. Unrealised losses are also eliminated unless the transaction provides evidence of an impairment of the asset transferred. Accounting policies of equity accounted investees have been changed where necessary to ensure consistency with the policies adopted by the group.

The carrying amount of equity accounted investments is tested for impairment in accordance with the policy of impairment.

When the group ceases to equity account for an investment because of a loss of significant influence, any retained interest in the entity is remeasured to its fair value with the change in carrying amount recognised in profit or loss. In addition, any amounts previously recognised in other comprehensive income in respect of that entity are accounted for as if the group had directly disposed of the related assets or liabilities. This may mean that amounts previously recognised in other comprehensive income are reclassified to profit or loss.

If the ownership interest in an associate is reduced but significant influence is retained, only a proportionate share of the amounts previously recognised in other comprehensive income are reclassified to profit or loss where appropriate.

2. Current versus non-current classification

The Group presents assets and liabilities in the balance sheet based on current/ non-current classification. An asset is current when it is:

- Expected to be realized or intended to sold or consumed in normal operating cycle
- Held primarily for the purpose of trading
- Expected to be realized within twelve months after the reporting period, or
- Cash or cash equivalent unless restricted from being exchanged or used to settle a liability for at least twelve months after the reporting period

All other assets are classified as non-current.

A liability is current when:

- It is expected to be settled in normal operating cycle
- It is held primarily for the purpose of trading
- It is due to be settled within twelve months after the reporting period, or

There is no unconditional right to defer the settlement of the liability for at least twelve months after the reporting period

The Group classifies all other liabilities as non-current.

Deferred tax assets and liabilities are classified as non-current assets and liabilities.

Operating Cycle

Based on the nature of products / activities of the Group and the normal time between acquisition of assets and their realisation in cash or cash equivalents, the Group has determined its operating cycle as 12 months for the purpose of classification of its assets and liabilities as current and non-current.

3. Foreign Currency

Transactions in foreign currencies are initially recorded by the Group at its functional currency spot rates at the date the transaction first qualifies for recognition.

The rate that approximates the actual rate at the date of the transaction or the monthly average rate is used for all transactions.

Monetary assets and liabilities denominated in foreign currencies are translated at the functional currency spot rates of exchange at the reporting date.

Exchange differences arising on settlement or translation of monetary items are recognised in profit or loss with the exception of long term foreign currency monetary items (except derivative financial instruments) existing on 1 April 2016, the Group has carried forward its policy under Previous GAAP to amortise the exchange differences arising on settlement/restatement on settlement/over the maturity period thereof.

Non-monetary items that are measured in terms of historical cost in a foreign currency are translated using the exchange rate at the date of the transaction. Non-monetary items measured at fair value in a foreign currency are translated using the exchange rates at the date when the fair value is determined. The gain or loss arising on translation of non-monetary items measured at fair value is treated in line with the recognition of the gain or loss on the change in fair value of such items (i.e., translation differences on items whose fair value gain or loss is recognised in OCI or profit or loss are also recognised in OCI or profit or loss, respectively).

Foreign exchange differences regarded as an adjustment to borrowing costs are presented in the statement of profit and loss, within finance costs. All other foreign exchange gains and losses are presented in the statement of profit and loss on a net basis within other gains/(losses).

4. Taxes

Income tax expense represents the sum of the tax currently payable and deferred tax.

Current income tax

Current income tax assets and liabilities are measured at the amount expected to be recovered from or paid to the taxation authorities. The tax rates and tax laws used to compute the amount are those that are enacted or substantively enacted, at the reporting date.

Current income tax is recognised in profit or loss, except to the extent that it relates to items recognised in other comprehensive income or directly in equity. In this case, the tax is also recognised in other comprehensive income or directly in equity, respectively.

Deferred tax

Deferred tax is provided using the balance sheet method on temporary differences between the tax bases of assets and liabilities and their carrying amounts for financial reporting purposes at the reporting date.

Deferred tax assets are recognized for all deductible temporary differences, the carry forward of unused tax credits and any unused tax losses. Deferred tax assets are recognized to the extent that it is probable that taxable profit will be available against which the deductible temporary differences, and the carry forward of unused tax credits and unused tax losses can be utilized.

The carrying amount of deferred tax assets is reviewed at each reporting date and reduced to the extent that it is no longer probable that sufficient taxable profit will be available to allow all or part of the deferred tax asset to be utilized.

Unrecognized deferred tax assets are re-assessed at each reporting period date and are recognized to the extent that it has become probable that future taxable profits will allow the deferred tax asset to be recovered.

Deferred tax assets and liabilities are measured at the tax rates that are expected to apply in the year when the asset is realized or the liability is settled, based on tax rates (and tax laws) that have been enacted or substantively enacted at the reporting date.

Current income tax and deferred tax are recognised in profit or loss, except to the extent that it relates to items recognised in other comprehensive income or directly in equity. In this case, the tax is also recognised in other comprehensive income or directly in equity, respectively.

Deferred tax assets and deferred tax liabilities are offset if a legally enforceable right exists to set off current tax assets against current tax liabilities and the deferred taxes relate to the same taxable entity and the same taxation authority.

Deferred tax liabilities are not recognised for temporary differences between the carrying amount and tax bases of investments in subsidiaries and interest in associates where the group is able to control the timing of the reversal of the temporary differences and it is probable that the differences will not reverse in the foreseeable future.

Deferred tax assets are not recognised for temporary differences between the carrying amount and tax bases of investments in subsidiaries and interest in associates where it is not probable that the differences will reverse in the foreseeable future and taxable profit will not be available against which the temporary difference can be utilised.

Additional income taxes that arise from the distribution of dividends are recognized at the same time that the liability to pay the related dividend is recognized.

5. Intangible assets

Intangible assets acquired separately are measured on initial recognition at cost. Following initial recognition, intangible assets are carried at cost less any accumulated amortization and accumulated impairment losses.

The useful lives of intangible assets are assessed as either finite or indefinite.

Intangible assets with finite lives are amortized over the useful economic life and assessed for impairment whenever there is an indication that the intangible asset may be impaired. The amortisation period and the amortisation method for an intangible asset with a finite useful life are reviewed at least at the end of each reporting period. Changes in the expected useful life or the expected pattern of consumption of future economic benefits embodied in the asset are considered to modify the amortisation period or method, as appropriate, and are treated as changes in accounting estimates. The amortisation expense on intangible assets with finite lives is recognised in the statement of profit and loss unless such expenditure forms part of carrying value of another asset.

The Group amortizes cost of computer software over their estimated useful lives of 3 to 5 years using Straight-line method.

An intangible asset is derecognized when no future economic benefits are expected from their use or upon their disposal. Gains or losses arising from derecognition of an intangible asset are measured as the difference between the net disposal proceeds and the carrying amount of the asset and are recognised in the statement of profit or loss when the asset is derecognised.

Borrowing costs

Borrowing costs that are directly attributable to the acquisition, construction or production of a qualifying asset are capitalised as part of the cost of that asset. Other borrowing costs are recognized as expenses in the period in which they are incurred. To the extent the Group borrows funds generally and uses them for the purpose of obtaining a qualifying asset, the Group determines the amount of borrowings costs eligible for capitalization by applying a capitalization rate to the expenditure incurred on such asset. The capitalization rate is determined based on the weighted average of borrowing costs applicable to the borrowings of the Group which are outstanding during the period, other than borrowings made specifically

towards purchase of the qualifying asset. The amount of borrowing costs that the Group capitalizes during a period does not exceed the amount of borrowing costs incurred during that period.

6. Leases

The determination of whether an arrangement is (or contains) a lease is based on the substance of the arrangement at the inception of the lease. The arrangement is, or contains, a lease if fulfillment of the arrangement is dependent on the use of a specific asset or assets and the arrangement conveys a right to use the asset or assets, even if that right is not explicitly specified in an arrangement. A lease is classified at the inception date as a finance lease or an operating lease.

Group as a lessee

Accounting for finance lease

A lease that transfers substantially all the risks and rewards incidental to ownership to the Group is classified as a finance lease.

Finance leases are capitalized at the commencement of the lease at the inception date fair value of the leased property or, if lower, at the present value of the minimum lease payments. Lease payments are apportioned between finance charges and reduction of the lease liability so as to achieve a constant rate of interest on the remaining balance of the liability. Finance charges are recognized in finance costs in the statement of profit and loss.

A leased asset is depreciated over the useful life of the asset. However, if there is no reasonable certainty that the Group will obtain ownership by the end of the lease term, the asset is depreciated over the shorter of the estimated useful life of the asset and the lease term.

Accounting for operating lease

Leases in which a significant portion of the risks and rewards of ownership are not transferred to the Group as lessee are classified as operating lease. Operating lease payments are recognized as an expense in the statement of profit and loss on a straight-line basis over the lease term unless the lease payments are structured to increase in line with expected general inflation to compensate for the lessor's expected inflationary cost.

In the event that lease incentives are received to enter into operating lease, such incentives are recognized as a liability. The aggregate benefits of incentives are recognized as a reduction of rental expenses on straight-line basis.

Contingent rents are recognized as expenses in the period in which they are incurred.

Group as a lessor

Accounting for operating lease

Leases in which the Group does not transfer substantially all the risks and rewards of ownership of an asset are classified as operating leases. Initial direct costs incurred in negotiating and arranging an operating lease are added to the carrying amount of the leased asset and recognized over the lease term on the same basis as rental income on a straight line basis unless the lease payments are structured to increase in line with expected general inflation to compensate for the lessor's expected inflationary cost.

Contingent rents are recognized as revenue in the period in which they are earned.

Accounting for finance lease

Leases are classified as finance leases when substantially all of the risks and rewards of ownership transfer from the Group to the lessee. Amounts due from lessees under finance leases are recorded as receivables at the Group's net investment in the leases. Finance lease income is allocated to accounting periods so as to reflect a constant periodic rate of return on the net investment outstanding in respect of the lease.

7. Impairment of assets other than goodwill

At the end of each reporting period, the Group reviews the carrying amounts of its assets (including investments in subsidiaries and associates) to determine whether there is any indication that those assets have suffered an impairment loss. If any such indication exists, the recoverable amount of the asset is estimated in order to determine the extent of the impairment loss (if any). When it is not possible to estimate the recoverable amount of an individual asset, the Group estimates the recoverable amount of the cash-generating unit to which the asset belongs.

Recoverable amount is the higher of fair value less costs of disposal and value in use. In assessing value in use, the estimated future cash flows are discounted to their present value using a pre-tax discount rate that reflects current market assessments of the time value of money and the risks specific to the asset for which the estimates of future cash flows have not been adjusted. For the purpose of impairment testing, assets that cannot be tested individually are grouped together into the smallest group of assets that generates cash inflows from continuing use that are largely independent of the cash inflows of other assets or groups of assets (the "cash-generating unit", or "CGU").

If the recoverable amount of an asset (or cash-generating unit) is estimated to be less than its carrying amount, the carrying amount of the asset (or cash-generating unit) is reduced to its recoverable amount. An impairment loss is recognized immediately in profit or loss.

When an impairment loss subsequently reverses, the carrying amount of the asset (or a cash-generating unit) is increased to the revised estimate of its recoverable amount, but so that the increased carrying amount does not exceed the carrying amount that would have been determined had no impairment loss been recognized for the asset (or cash-generating unit) in prior years. A reversal of an impairment loss is recognized immediately in profit or loss.

8. Provisions

Provisions are recognized when the Group has a present obligation (legal or constructive) as a result of a past event, it is probable that outflow of economic benefits will be required to settle the obligation, and a reliable estimate can be made of the amount of the obligation.

If the effect of the time value of money is material, provisions are discounted using a current pre-tax rate that reflects, when appropriate, the risks specific to the liability. When discounting is used, the increase in the provision due to the passage of time is recognized as a finance cost.

The amount recognized as a provision is the best estimate of the consideration required to settle the present obligation at reporting date, taking into account the risks and uncertainties surrounding the obligation.

When some or all of the economic benefits required to settle a provision are expected to be recovered from a third party, a receivable is recognized as an asset if it is virtually certain that reimbursement will be received and the amount of the receivable can be measured reliably. The expense relating to a provision is presented net of any reimbursement in the statement of profit and loss.

9. Contingent liabilities and contingent assets

Contingent Liability

Contingent liability is a possible obligation that arises from past events and whose existence will be confirmed only by the occurrence or non-occurrence of one or more uncertain future events not wholly within the control of the Group or a present obligation that arises from past events but is not recognised because

- i) it is not probable that an outflow of resources embodying economic benefits will be required to settle the obligation; or
- ii) the amount of the obligation cannot be measured with sufficient reliability.

Contingent liabilities are disclosed on the basis of judgment of the management/independent experts. These are reviewed at each balance sheet date and are adjusted to reflect the current management estimate.

A contingent liability is not recognized but disclosed as per requirements of Ind (AS) 37. The related asset is recognized when the realisation of income becomes virtually certain.

Contingent Asset

A contingent asset is a possible asset that arises from past events and whose existence will be confirmed only by the occurrence or non-occurrence of one or more uncertain future events not wholly within the control of the entity.

10. Employee Benefits

Defined contribution plans

A defined contribution plan is a post-employment benefit plan under which an entity pays fixed contributions into separate entities and will have no legal or constructive obligation to pay further amounts. Obligations for contributions to defined contribution plans are recognized as an employee benefits expense in profit or loss in the period during which services are rendered by employees. Prepaid contributions are recognized as an asset to the extent that a cash refund or a reduction in future payments is available. Contributions to a defined contribution plan that are due after more than 12 months after the end of the period in which the employees render the service are discounted to their present value.

The Group pays fixed contribution to Employees' Provident Fund. The contributions to the fund for the year are recognized as expense and are charged to the profit or loss. The Group's only obligation is to pay a fixed amount with no obligation to pay further contributions if the fund does not hold sufficient assets to pay all employee benefits.

Defined benefit plans

A defined benefit plan is a post-employment benefit plan other than a defined contribution plan. The Group's liability towards gratuity and post-retirement medical facility. The gratuity is funded by the Group and is managed by separate trust. The Group has Post-Retirement Medical Scheme (PRMS), under which eligible retired employee and the spouse are provided medical facilities and avail treatment as out-patient subject to a ceiling fixed by the Group.

The Group's net obligation in respect of defined benefit plans is calculated separately for each plan by estimating the amount of future benefit that employees have earned in return for their service in the current and prior periods; that benefit is discounted to determine its present value. Any unrecognized past service costs is recognised and the fair value of any plan assets is deducted. The discount rate is based on the prevailing market yields of Indian government securities as at the reporting date that have maturity dates approximating the terms of the Group's obligations and that are denominated in the same currency in which the benefits are expected to be paid.

The calculation is performed annually by a qualified actuary using the projected unit credit method. When the calculation results in a benefit to the Group, the recognized asset is limited to the total of any unrecognized past service costs and the present value of economic benefits available in the form of any future refunds from the plan or reductions in future contributions to the plan. An economic benefit is available to the Group if it is realizable during the life of the plan, or on settlement of the plan liabilities. Any actuarial gains or losses are recognized in OCI in the period in which they arise.

Other long-term employee benefits

Benefits under the Group's leave encashment constitute other long term employee benefits.

The Group's obligation in respect of leave encashment is the amount of future benefit that employees have earned in return for their service in the current and prior periods; that benefit is discounted to determine its present value. The discount rate is based on the prevailing market yields of Indian government securities as at the reporting date that have maturity dates approximating the terms of the Group's obligations. The calculation is performed using the projected unit credit method. Any actuarial gains or losses are recognized in profit or loss in the period in which they arise.

Short-term benefits

Short term employee benefits are that are expected to be settled wholly before twelve months after the end of the reporting periods in which the employee rendered the related services.

Short-term employee benefit obligations are measured on an undiscounted basis and are expensed as the related service is provided.

A liability is recognized for the amount expected to be paid under performance related pay if the Group has a present legal or constructive obligation to pay this amount as a result of past service provided by the employee and the obligation can be estimated reliably.

Liability in respect of gratuity, leave encashment and provident fund of employees on deputation with the Group are accounted for on the basis of terms and conditions of deputation of the parent organisations.

11. Financial Instruments

Financial assets and financial liabilities are recognized when a Group entity becomes a party to the contractual provisions of the instruments.

Financial assets and financial liabilities are initially measured at fair value except trade receivables and trade payable which are initially measured at transaction price.

Transaction costs that are directly attributable to the acquisition or issue of financial assets and financial liabilities (other than financial assets and financial liabilities at fair value through profit or loss) are added to or deducted from the fair value of the financial assets or financial liabilities, as appropriate, on initial recognition. Transaction costs directly attributable to the acquisition of financial assets or financial liabilities at fair value through profit or loss are recognized immediately in profit or loss.

Financial Assets

Initial recognition and measurement

All financial assets are recognised initially at fair value plus, in the case of financial assets not recorded at fair value through profit or loss, transaction costs that are attributable to the acquisition of the financial asset.

Purchases or sales of financial assets that require delivery of assets within a time frame established by regulation or convention in the market place (regular way trades) are recognised on the trade date, i.e., the date that the Group commits to purchase or sell the asset.

Subsequent measurement

For purposes of subsequent measurement, financial assets are classified as under:-

- a) Debt instruments at amortized cost
- b) Debt instruments and equity instruments at fair value through profit or loss (FVTPL)
- c) Equity instruments measured at fair value through other comprehensive income (FVTOCI)

Debt instruments at amortized cost

A debt instrument is measured at the amortized cost if both the following conditions are met:

- a) The asset is held within a business model whose objective is to hold assets for collecting contractual cash flows, and
- b) Contractual terms of the asset give rise on specified dates to cash flows that are solely payments of principal and interest (SPPI) on the principal amount outstanding.

After initial measurement, such financial assets are subsequently measured at amortized cost using the effective interest rate (EIR) method. Amortized cost is calculated by taking into account any discount or premium on acquisition and fees or costs that are an integral part of the EIR. The EIR amortization is included in finance income in the profit or loss. The losses arising from impairment are recognized in the profit or loss. This category generally applies to trade and other receivables.

Effective interest method

The effective interest method is a method of calculating the amortised cost of a debt instrument and of allocating interest income over the relevant period. The effective interest rate is the rate that exactly discounts estimated future cash receipts (including all fees and points paid or received that form an integral part of the effective interest rate, transaction costs and other premiums or discounts) through the expected life of the debt instrument, or, where appropriate, a shorter period, to the net carrying amount on initial recognition.

Income is recognised on an effective interest basis for debt instruments other than those financial assets classified as at FVTPL. Interest income is recognised in profit or loss and is included in the "Other income" line item.

Debt Instruments at FVTOCI

- Debt instruments that meet the following conditions are subsequently measured at fair value through other comprehensive income ("FVTOCI") (except for debt instruments that are designated as at fair value through profit or loss on initial recognition):
 - the asset is held within a business model whose objective is achieved both by collecting contractual cash flows and selling financial assets; and
 - the contractual terms of the instrument give rise on specified dates to cash flows that are solely payments of principal and interest on the principal amount outstanding.

Interest income is recognised in profit or loss for FVTOCI debt instruments.

Debt Instruments at FVTPL

FVTPL is a residual category for debt instruments. Any debt instrument, which does not meet the criteria for categorization as at amortized cost or as FVTOCI, is classified as at FVTPL.

In addition, the Group may elect to classify a debt instrument, which otherwise meets amortized cost or FVTOCI criteria, as at FVTPL. However, such election is allowed only if doing so reduces or eliminates a measurement or recognition inconsistency (referred to as 'accounting mismatch').

Debt instruments included within the FVTPL category are measured at fair value with all changes recognized in the P&L.

Equity Investments at FVTPL or FVTOCI

All equity investments in scope of Ind-AS 109 are measured at fair value. Equity instruments which are held for trading are classified as at FVTPL. For all other equity instruments, the Group decides to classify the same either as at FVTOCI or FVTPL. The Group makes such election on an instrument-by-instrument basis. The classification is made on initial recognition and is irrevocable.

If the Group decides to classify an equity instrument as at FVTOCI, then all fair value changes on the instrument, excluding dividends, are

recognized in the OCI. There is no recycling of the amounts from OCI to P&L, even on sale of Investment. However, the Group may transfer the cumulative gain or loss within equity.

Equity instruments included within the FVTPL category are measured at fair value with all changes recognized in the P&L.

Derecognition

A financial asset (or, where applicable, a part of a financial asset or part of a group of similar financial assets) is primarily derecognized when:

- a) The rights to receive cash flows from the asset have expired, or
- b) The Group has transferred its rights to receive cash flows from the asset or has assumed an obligation to pay the received cash flows in full without material delay to a third party under a 'pass-through arrangement; and either (i) the Group has transferred substantially all the risks and rewards of the asset, or (ii) the Group has neither transferred nor retained substantially all the risks and rewards of the asset, but has transferred control of the asset

When the Group has transferred its rights to receive cash-flows from an asset or has entered into a pass-through arrangement, it evaluates if and to what extent it has retained the risks and rewards of ownership. When it has neither transferred nor retained substantially all of the risks and rewards of the asset, nor transferred control of the asset, the Group continues to recognise the transferred asset to the extent of the Group's continuing involvement. In that case, the Group also recognises an associated liability. The transferred asset and the associated liability are measured on a basis that reflects the rights and obligations that the Group has retained.

Continuing involvement that takes the form of a guarantee over the transferred asset is measured at the lower of the original carrying amount of the asset and the maximum amount of consideration that the Group could be required to repay.

Impairment of financial assets

In accordance with Ind AS 109, the Group applies expected credit loss (ECL) model for measurement and recognition of impairment loss on the following financial assets and credit risk exposure-

- Financial assets that are debt instruments, and are measured at amortised cost e.g., loans, debt securities, deposits, trade receivables and bank balance
- Financial assets that are debt instruments and are measured as at FVTOCI
- Financial guarantee contracts which are not measured as at FVTPL

The Group follows 'simplified approach' for recognition of impairment loss allowance on:

- Trade receivables, and
- All lease receivables resulting from transactions within the scope of Ind AS 17

The application of simplified approach does not require the Group to track changes in credit risk. Rather, it recognises impairment loss allowance based on lifetime ECLs at each reporting date, right from its initial recognition.

For recognition of impairment loss on other financial assets and Credit risk exposure, the Group determines that whether there has been a significant increase in the credit risk since initial recognition. If credit risk has not increased significantly, 12-month ECL is used to provide for impairment loss. However, if credit risk has increased significantly, lifetime ECL is used. If, in a subsequent period, credit quality of the instrument improves such that there is no longer a significant increase in credit risk since initial recognition, then the entity reverts to recognising impairment loss allowance based on 12-month ECL.

ECL impairment loss allowance (or reversal) recognized during the period is recognized as income/expense in the statement of profit and loss (P&L). This amount is reflected in a separate line in the P&L as an impairment gain or loss.

Provision created as per RBI Prudential Norms is higher than the provision as per expected credit loss model and as per the requirement of the prudential norms the same has been accounted for and disclosed in the notes to the consolidated financial statements.

The balance sheet presentation for various financial instruments is described below:

Financial assets measured as at amortised cost, contract assets and lease held receivables: ECL is presented as an allowance, i.e., as an integral part of the measurement of those assets in the balance sheet. The allowance reduces the net carrying amount. Until the asset meets write-off criteria, the Group does not reduce impairment allowance from the gross carrying amount.

For assessing increase in credit risk and impairment loss, the Group combines financial instruments on the basis of shared credit risk characteristics with the objective of facilitating an analysis that is designed to enable significant increases in credit risk to be identified on a timely basis.

Financial liabilities and equity instruments

Classification as debt or equity

Debt and equity instruments issued by Group are classified as either financial liabilities or as equity in accordance with the substance of the contractual arrangements and the definitions of a financial liability and an equity instrument.

Equity instruments

An equity instrument is any contract that evidences a residual interest in the assets of an entity after deducting all of its liabilities.

Initial recognition and measurement

Financial liabilities are classified, at initial recognition, as financial liabilities at fair value through profit or loss, loans and borrowings or payables, as appropriate.

All financial liabilities are recognised initially at fair value and, in the case of loans and borrowings and payables, net of directly attributable transaction costs.

The Group's financial liabilities include trade and other payables, loans and borrowings including bank overdrafts and financial guarantee contracts.

Subsequent measurement

The measurement of financial liabilities depends on their classification, as described below:

Financial liabilities at amortised cost

After initial recognition, Interest-bearing loans and borrowings are subsequently measured at amortised cost using the EIR method. Gains and losses are recognised in profit or loss when the liabilities are derecognised as well as through the EIR amortisation process.

Amortised cost is calculated by taking into account any discount or premium on acquisition and fees or costs that are an integral part of the EIR. The EIR amortisation is included as finance costs in the statement of profit and loss.

Financial guarantee contracts

Financial guarantee contracts issued by the Group are those contracts that require a payment to be made to reimburse the holder for a loss it incurs because the specified debtor fails to make a payment when due

in accordance with the terms of a debt instrument. Financial guarantee contracts are recognised initially as a liability at fair value, adjusted for transaction costs that are directly attributable to the issuance of the guarantee. Subsequently, the liability is measured at the higher of the amount of loss allowance determined as per impairment requirements of Ind-AS 109 and the amount recognised less cumulative amortisation.

Derecognition

A financial liability is derecognised when the obligation under the liability is discharged or cancelled or expires. When an existing financial liability is replaced by another from the same lender on substantially different terms, or the terms of an existing liability are substantially modified, such an exchange or modification is treated as the derecognition of the original liability and the recognition of a new liability. The difference in the respective carrying amounts is recognised in the statement of profit or loss.

Offsetting of financial instruments

Financial assets and financial liabilities are offset and the net amount is reported in the consolidated balance sheet if there is a currently enforceable legal right to offset the recognised amounts and there is an intention to settle on a net basis, to realise the assets and settle the liabilities simultaneously.

Reclassification of financial assets

The Group determines the classification of financial assets and liabilities on initial recognition. After initial recognition, no reclassification is made for financial assets which are categorised as equity instruments at FVTOCI and financial assets or financial liabilities that are specifically designated at FVTPL. For financial assets, which are debt instruments, a reclassification is made only if there is a change in the business model for managing those assets. Changes to the business model are expected to be infrequent. The management determines change in the business model as a result of external or internal changes which are significant to the Group's operations. A change in the business model occurs when the Group either begins or ceases to perform an activity that is significant to its operations. If the Group reclassifies financial assets, it applies the reclassification prospectively from the reclassification date which is the first day of immediately next reporting period following the change in business model. The Group does not restate any previously recognised gains, losses (including impairment gains or losses) or interest.

12. Cash and cash equivalents

Cash and cash equivalents in the balance sheet comprise cash at banks and on hand and short-term deposits with an original maturity of three months or less, which are subject to an insignificant risk of changes in value.

13. Cash dividend to equity holders

The Group recognises a liability to make cash distributions to equity holders when the distribution is authorised and the distribution is no longer at the discretion of the Group. As per the corporate laws in India, a distribution is authorised when it is approved by the shareholders. A corresponding amount is recognised directly in equity.

14. Hedge Accounting

The Group has designated a hedging instrument, which include derivative is respect of foreign currency risk as cash flow hedge. At the inception of the hedge relationship, the entity documents the relationship between the hedging instrument and the hedged item, along with its risk management objectives and its strategy for undertaking various hedge transactions. Furthermore, at the inception of the hedge and on an ongoing basis, the Group documents whether the hedging instrument is highly effective in offsetting changes in fair values or cash flows of the hedged item attributable to the hedged risk.

15. Cash Flow Hedges

The effective portion of the changes in the fair value of derivatives that are designated and qualify as cash flow hedges is recognised in other comprehensive income and accumulated under the heading of cash flow hedging reserve. The gain or loss relating to the ineffective portion is recognised immediately in profit or loss, and is included in the "Other income" line item.

Amounts previously recognised in other comprehensive income and accumulated in equity relating to (effective portion as described above) are reclassified to profit or loss in the periods when the hedged item affects profit or loss, the same line as recognised in the hedged item.

16. Government grants

Government grants are recognised where there is reasonable assurance that the grant will be received and all attached conditions will be complied with. The grant is recognised as "other operating income" under the head revenue from operations in statement of profit and loss as and when the aforesaid conditions are complied.

The Group received government grant in form of Generation Based Incentive i.e. GBI from Indian Renewable Energy Development Authority (IREDA) at the rate of Rs. 0.5 per unit of electricity fed into the grid for a period not less than 4 years and a maximum period of 10 years with a cap of Rs. 100 Lakhs per MW. And the total disbursement in a year shall not exceed Rs. 25 Lakhs per year per MW for the first 4 years.

17. Inventories

Inventories are valued at the lower of cost and net realizable value. Cost includes cost of purchase, cost of conversion and other costs incurred in bringing the inventories to their present location and condition.

Cost of inventories is measured on First in and First out (FIFO) basis.

Costs of purchased inventory are determined after deducting rebates and discounts.

Net realizable value is the estimated selling price in the ordinary course of business, less estimated costs of completion and the estimated costs necessary to make the sale.

18. Property, plant and equipment

Under the previous GAAP (Indian GAAP), Property, plant and equipment (PP&E) were carried in the balance sheet on the basis of at cost of acquisition including incidental costs related to acquisition and installation, net of accumulated depreciation and accumulated impairment losses, if any. The Group has elected to regard those values of PP&E as deemed cost as per the guidance under Ind AS 101, First Time Adoption of Indian Accounting Standards.

Cost of self constructed asset include the cost of material, direct labour and any other costs directly attributable to bringing the asset to its working condition for its intended use, and the costs of dismantling and removing the items and restoring the site on which they are located.

Purchased software that is integral to the functionality of the related equipment is capitalised as part of the equipment.

The cost of property, plant and equipment not available for use are disclosed under capital work- in-progress.

When significant parts of plant and equipment are required to be replaced at intervals, the Group depreciates them separately based on their specific useful lives. Likewise, when a major inspection is performed, its cost is recognized in the carrying amount of the plant and equipment as a replacement if the recognition criteria are satisfied.

Subsequent cost relating to Property, plant and equipment shall be recognised as an asset if:

- it is probable that future economic benefits associated with the item will flow to the Group; and
- the cost of the item can be measured reliably.

All other repair and maintenance costs are recognized in profit or loss as incurred.

The Group depreciates property, plant and equipment over their estimated useful lives using written down method except wind mill, leasehold land and lease improvements. The useful lives are at the rates and in the manner provided in Schedule II of the Companies Act, 2013

Category	Useful life
Building	60 years
Plant & Equipment (Wind-mill)	22 years
Furniture and Fixtures	10 years
Vehicles	08 years
Office Equipment	03-06 years
Hand held devices	03 years

The depreciation on Wind Mills has been changed on Straight Line Method (SLM) at rates worked out based on the useful life and in the manner prescribed in the Schedule II to the Companies Act, 2013.

Leasehold land and leasehold improvements are amortised over the lease period.

The Group follows component approach as envisaged in Schedule II to the Companies Act, 2013. The approach involves identification of components of the asset whose cost is significant to the total cost of the asset and have useful life different from the useful life of the remaining assets and in respect of such identified components, useful life is determined separately from the useful life of the main asset.

Depreciation on additions to/deductions from property, plant & equipment during the year is charged on pro-rata basis from/up to the date in which the asset is available for use/disposed.

Advance paid towards the acquisition of property, plant and equipment outstanding at each balance sheet date is shown under the head non-financial assets in the balance sheet.

The cost of assets not available for use is disclosed under Capital Work in Progress till the time they are ready for use.

Where the cost of depreciable assets has undergone a change during the year due to increase/decrease in long term liabilities on account of exchange fluctuation, price adjustment, change in duties or similar factors, the unamortized balance of such asset is charged off prospectively over the remaining useful life determined following the applicable accounting policies relating to depreciation/ amortization.

Where it is probable that future economic benefits deriving from the cost incurred will flow to the Group and the cost of the item can be measured reliably, subsequent expenditure on a PPE along-with its unamortized depreciable amount is charged off prospectively over the revised useful life determined by technical assessment.

In circumstance, where a property is abandoned, the cumulative capitalized costs relating to the property are written off in the same period.

An item of property, plant and equipment and any significant part initially recognised is derecognised upon disposal or when no future economic benefits are expected from its use or disposal. Any gain or loss arising on derecognition of the asset is included in the income statement when the asset is derecognised.

Depreciation methods, useful lives and residual values are reviewed

periodically, including at each financial year end and adjusted prospectively, if appropriate.

Modification or extension to an existing asset, which is of capital nature and which becomes an integral part thereof is depreciated prospectively over the remaining useful life of that asset.

Asset costing less than Rs. 5000/- is fully depreciated in the year of capitalization.

19. Earnings per equity share

In determining basic earnings per share, the Group considers the net profit attributable to equity shareholders. The number of shares used in computing basic earnings per share is the weighted average number of shares outstanding during the period/year. In determining diluted earnings per share, the net profit attributable to equity shareholders and weighted average number of shares outstanding during the period/year are adjusted for the effect of all dilutive potential equity shares.

20. Share based payments

Equity settled transactions

The excess of market price of underlying equity shares as of the date of the grant of options over the exercise price of the options given to employees under the employee stock option plan is recognized as deferred stock compensation cost and amortized over the vesting period, on a straight line basis. The cumulative expense recognised for equity-settled transactions at each reporting date until the vesting date reflects the extent to which the vesting period has expired and the Group's best estimate of the number of equity instruments that will ultimately vest. The statement of profit and loss expense or credit for a period represents the movement in cumulative expense recognised as at the beginning and end of that period and is recognised in employee benefits expense.

21. Revenue Recognition

Group's revenues arise from sale of power, consultancy and other income. Revenue from sale of energy is recognized based on the rates & terms and conditions mutually agreed with the beneficiaries. Revenue from other income comprises interest from banks, employees, etc., dividend from investments in associates and subsidiary companies, dividend from mutual fund investments, surcharge received from customers for delayed payments, other miscellaneous income, etc.

Sale of Power

Revenue from sale of power is measured at the rates agreed with the beneficiaries and recognized when all the following conditions are satisfied:

- i) the Group has transferred to the buyer the significant risks and rewards of ownership of the energy;
- ii) the Group retains neither continuing managerial involvement to the degree usually associated with ownership nor effective control over the goods sold;
- iii) the amount of revenue can be measured reliably;
- iv) it is probable that the economic benefits associated with the transaction will flow to the Group; and
- v) the costs incurred or to be incurred in respect of the transaction can be measured reliably.

Rebates allowed to beneficiaries as early payment incentives are deducted from the amount of revenue.

Sale of coal

Revenue from sale of coal is recognized on transfer of all significant risks and reward to the customer and it is not unreasonable to expect ultimate collection.

Rendering of Services

Revenue from service is recognized at the fair value of the consideration received or receivable and recognized by reference to the stage of completion of the transaction when all the following conditions are satisfied:

- i) the amount of revenue can be measured reliably;
- ii) it is probable that the economic benefits associated with the transaction will flow to the Group;
- iii) the stage of completion of the transaction can be measured reliably; and
- iv) the costs incurred for the transaction and the costs to complete the transaction can be measured reliably.

If all the above conditions are not met, revenue from service is recognized only to the extent of the expenses recognized that are recoverable.

Fee based income

Fee based incomes are recognised when reasonable right of recovery is established and the revenue can be reliably measured.

Surcharge Income and Surcharge Expense

Surcharge Income

The surcharge on late payment/ non payment from customers is recognized when:

- i) the amount of surcharge can be measured reliably; and
- ii) there is no significant uncertainty that the economic benefits associated with the surcharge transaction will flow to the entity.

Interest income

Interest income from a financial asset is recognized when it is probable that the economic benefits will flow to the Group and the amount of income can be measured reliably. Interest income is accrued on a time basis by reference to the principal outstanding and at the effective interest applicable, which is the rate that exactly discounts estimated future cash receipts through the expected life of the financial asset to that asset's net carrying amount on initial recognition. When calculating the effective interest rate, the Group estimates the expected cash flows by considering all the contractual terms of the financial instrument (for example, prepayment, extension, call and similar options) but does not consider the expected credit losses. Interest income is included in finance income in the statement of profit and loss.

Interest and other dues are accounted on accrual basis except in the case of non-performing loans where it is recognized upon realization, as per the income recognition and asset classification norms prescribed by the RBI.

Dividends

Dividend income is recognised when the Group's right to receive the payment is established, which is generally when shareholders approve the dividend, provided that it is probable that the economic benefits will flow to the Group and the amount of income can be measured reliably.

Rental income

Rental income arising from operating leases is accounted for on a straight-line basis over the lease terms unless the lease payments are structured to increase in line with expected general inflation to compensate for the lessor's expected inflationary cost. Rental Income is included in revenue in the statement of profit and loss.

22. Cash flow statement

Cash flow statement is prepared in accordance with the indirect method prescribed in Ind AS 7 'Statement of Cash Flows'.

23. Operating segments

In accordance with Ind AS 108, the operating segments used to present segment information are identified on the basis of internal reports used by the Group's Management to allocate resources to the segments and assess their performance. The Board of Directors is collectively the Group's 'Chief Operating Decision Maker' or 'CODM' within the meaning of Ind AS 108.

Segment results that are reported to the CODM include items directly attributable to a segment as well as those that can be allocated on a reasonable basis. Unallocated items comprise mainly corporate expenses and income tax expenses.

Revenue directly attributable to the segments is considered as segment revenue. Expenses directly attributable to the segments and common expenses allocated on a reasonable basis are considered as segment expenses.

Segment capital expenditure is the total cost incurred during the period to acquire property, plant and equipment, and intangible assets other than goodwill.

Segment assets comprise property, plant and equipment, intangible assets, trade and other receivables, inventories and other assets that can be directly or reasonably allocated to segments.

Segment liabilities include all operating liabilities in respect of a segment and consist principally of trade and other payables, employee benefits and provisions. Segment liabilities do not include equity, income tax liabilities, loans and borrowings and other liabilities and provisions that cannot reasonably be allocated to segments.

2.3 Use of estimates and management judgments

The preparation of financial statements requires management to make judgments, estimates and assumptions that may impact the application of accounting policies and the reported value of assets, liabilities, income, expenses and related disclosures concerning the items involved as well as contingent assets and liabilities at the balance sheet date. The estimates and management's judgments are based on previous experience and other factors considered reasonable and prudent in the circumstances. Actual results may differ from these estimates.

Estimates and underlying assumptions are reviewed on an ongoing basis. Revisions to accounting estimates are recognised in the period in which the estimates are revised and in any future periods affected.

In order to enhance understanding of the financial statements, information about significant areas of estimation, uncertainty and critical judgments in applying accounting policies that have the most significant effect on the amounts recognised in the financial statements is as under:

a) Useful life of property, plant and equipment

The estimated useful life of property, plant and equipment is based on a number of factors including the effects of obsolescence, demand, competition and other economic factors (such as the stability of the industry and known technological advances) and the level of maintenance expenditures required to obtain the expected future cash flows from the asset.

b) Leasehold land in respect of windmills

In respect of Wind Mill Projects involving the leasehold lands, the composite cost of the project is bifurcated between the advance lease rentals for the leasehold lands and the cost of wind mills. Further, in order to classify and account for the cost of lease of land and cost of wind mills, the composite project cost is allocated between the advance lease rentals and the wind mill on the basis of fair values of the leasehold rentals over the project life and the balance amount is taken to be the cost of wind mills.

c) Recoverable amount of property, plant and equipment

The recoverable amount of property, plant and equipment is based on estimates and assumptions regarding in particular the expected market outlook and future cash flows. Any changes in these assumptions may have a material impact on the measurement of the recoverable amount and could result in impairment.

d) Impairment of non-financial assets

The Group assesses at each reporting date whether there is an indication that an asset may be impaired. If any indication exists, or when annual impairment testing for an asset is required, the Group estimates the asset's recoverable amount. An asset's recoverable amount is the higher of an asset's or CGU's fair value less costs of disposal and its value in use. It is determined for an individual asset, unless the asset does not generate cash inflows that are largely independent of those from other assets or groups of assets. Where the carrying amount of an asset or CGU exceeds its recoverable amount, the asset is considered impaired and is written down to its recoverable amount.

In assessing value in use, the estimated future cash flows are discounted to their present value using a pre-tax discount rate that reflects current market assessments of the time value of money and the risks specific to the asset. In determining fair value less costs of disposal, recent market transactions are taken into account. If no such transactions can be identified, an appropriate valuation model is used.

e) Defined benefit plans

The cost of the defined benefit plan and other post-employment benefits and the present value of such obligation are determined using actuarial valuations. An actuarial valuation involves making various assumptions that may differ from actual developments in the future. These include the determination of the discount rate, future salary increases, mortality rates and attrition rate. Due to the complexities involved in the valuation and its long-term nature, a defined benefit obligation is highly sensitive to changes in these assumptions. All assumptions are reviewed at each reporting date.

f) Fair value measurement of financial instruments

When the fair values of financial assets and financial liabilities recorded in the balance sheet cannot be measured based on quoted prices in active markets, their fair value is measured using valuation techniques including the Discounted Cash Flow (DCF) model. The inputs to these models are taken from observable markets where possible, but where this is not feasible, a degree of judgement is required in establishing fair values. Judgements include considerations of inputs such as liquidity risk, credit risk and volatility. Changes in assumptions about these factors could affect the reported fair value of financial instruments.

g) Impairment of financial assets

The impairment provisions for financial assets are based on assumptions about risk of default and expected loss rates. The Group uses judgement in making these assumptions and selecting the inputs to the impairment calculation, based on Group's past history, existing market conditions as well as forward looking estimates at the end of each reporting period.

h) Deferred Tax

Deferred tax assets are recognized for unused tax losses to the extent that it is probable that taxable profit will be available against which the losses can be utilized. Significant management judgment is required to determine the amount of deferred tax assets that can be recognized, based upon the likely timing and the level of future taxable profits together with future tax planning strategies.

i) Provisions and contingencies

The assessments undertaken in recognizing provisions and contingencies have been made in accordance with Ind AS 37, 'Provisions, Contingent Liabilities and Contingent Assets'. The evaluation of the likelihood of the contingent events has required best judgment by management regarding the probability of exposure to potential loss. Should circumstances change following unforeseeable developments, this likelihood could alter.

Contingent provision against standard assets represents a general provision at 0.50% of the outstanding standard assets and provision against restructured loans, in accordance with the RBI guidelines. In addition, the Group maintains a Provision for Contingencies based on the assessment of portfolio including provision against stressed assets.

j) Leases not in legal form of lease

Significant judgment is required to apply lease accounting rules under Appendix C to Ind AS 17 'Determining whether an arrangement contains a lease'. In assessing the applicability to arrangements entered into by the Group, management has exercised judgment to evaluate the right to use the underlying asset, substance of the transactions including legally enforceable agreements and other significant terms and conditions of the arrangements to conclude whether the arrangement needs the criteria under Appendix C to Ind AS 17.

k) Assets held for sale

Significant judgment is required to apply the accounting of non-current assets held for sale under Ind AS 105 'Non-current Assets Held for Sale and Discontinued Operations'. In assessing the applicability, management has exercised judgment to evaluate the availability of the asset for immediate sale, management's commitment for the sale and probability of sale within one year to conclude if their carrying amount will be recovered principally through a sale transaction rather than through continuing use.

l) Classification of financial assets

Assessment of the business model within which the assets are held and assessment of whether the contractual terms of the financial asset are solely payments of principal and interest on the principal amount outstanding.

2.4 Recent accounting pronouncements

Standards issued but not yet effective

In March 2017, the Ministry of Corporate Affairs issued the Companies (Indian Accounting Standards) (Amendments) Rules, 2017, notifying amendments to Ind AS 7, 'Statement of cash flows' and Ind AS 102, 'Share-based payment.' These amendments are in accordance with the recent amendments made by International Accounting Standards Board (IASB) to IAS 7, 'Statement of cash flows' and IFRS 2, 'Share-based payment,' respectively. The amendments are applicable to the Company from April 1, 2017.

Amendment to Ind AS 7

The amendment to Ind AS 7 requires the entities to provide disclosures that enable users of financial statements to evaluate changes in liabilities arising from financing activities, including both changes arising from cash flows and non-cash changes, suggesting inclusion of a reconciliation between the opening and closing balances in the balance sheet for liabilities arising from financing activities, to meet the disclosure requirement.

The Group is evaluating the requirements of the amendment and the effect on the financial statements is being evaluated.

Amendment to Ind AS 102

Further, amendments were made to Ind AS 102, with respect to accounting of a modification of a share-based payment transaction, treatment of vesting and non-vesting conditions in case of cash-settled share based payment transactions, and treatment of equity settled plan which otherwise allows net settlement by employers to settle their obligation towards withhold tax on share-based payment.

Such amendments do not have any effect on the Group's financial statements.

Note No.2 - Property, plant and equipment

As at 31 March 2017

(₹ in crore)

Description	Gross block				Accumulated depreciation				Net block	
	As at 01.04.2016	Additions	Disposals/ adjustments	As at 31.03.2017	As at 01.04.2016	For the year	Disposals/ adjustments	As at 31.03.2017	As at 31.03.2017	As at 31.03.2016
Land										
Leasehold land	3.48	-	-	3.48	0.05	0.01	-	0.06	3.42	3.43
Leasehold improvement	2.20	-	-	2.20	0.66	0.66	-	1.32	0.88	1.54
Freehold land*	5.51	12.11	0.87	18.49	-	-	-	-	18.49	5.51
Buildings										
Buildings	7.73	-	-	7.73	0.35	0.38	-	0.73	7.00	7.38
Leasehold improvement	0.18	-	-	0.18	0.01	0.05	-	0.06	0.12	0.17
Furniture and fixtures	1.56	-	(0.03)	1.53	0.36	0.28	(0.02)	0.62	0.91	1.20
Vehicle	0.91	0.27	(0.17)	1.01	0.04	0.29	(0.12)	0.21	0.80	0.87
Plant and equipment	369.04	1,774.33	(0.87)	2,142.50	5.87	17.15	-	23.02	2,119.48	363.17
Office equipment's	2.85	1.90	(0.94)	3.81	1.24	1.08	(0.86)	1.46	2.35	1.61
Total	393.46	1,788.61	(1.14)	2,180.93	8.58	19.90	(1.00)	27.48	2,153.45	384.88

As at 31 March 2016

(₹ in crore)

Description	Gross block				Accumulated depreciation				Net block	
	As at 01.04.2015 (Deemed Cost)	Additions	Disposals/ adjustments	As at 31.03.2016	As at 01.04.2015	For the year	Disposals/ adjustments	As at 31.03.2016	As at 31.03.2016	As at 01.04.2015
Land										
Leasehold land	3.48	-	-	3.48	-	0.05	-	0.05	3.43	3.48
Leasehold improvement	2.20	-	-	2.20	-	0.66	-	0.66	1.54	2.20
Freehold land	-	5.51	-	5.51	-	-	-	-	5.51	-
Buildings										
Buildings	7.73	-	-	7.73	-	0.35	-	0.35	7.38	7.73
Leasehold improvement	-	0.18	-	0.18	-	0.01	-	0.01	0.17	-
Furniture and fixtures	1.39	0.18	(0.01)	1.56	-	0.37	(0.01)	0.36	1.20	1.39
Vehicle	0.77	0.48	(0.34)	0.91	-	0.32	(0.28)	0.04	0.87	0.77
Plant and equipment	28.45	340.59	-	369.04	-	5.87	-	5.87	363.17	28.45
Office equipment's	2.24	0.71	(0.10)	2.85	-	1.31	(0.07)	1.24	1.61	2.24
Total	46.26	347.65	(0.45)	393.46	-	8.94	(0.36)	8.58	384.88	46.26

- a) Refer Note No. 44 regarding property, plant and equipment under finance lease.
b) Refer Note No. 41 for disclosure of contractual commitments for the acquisition of property, plant and equipment.

* Included the following Freehold lands which were not registered in the name of the group as on 31st March, 2016:
Land of ₹ 1.04 crore of Ratlam District, Madhya Pradesh, which was registered subsequently; and
Land of ₹ 1.63 crore- at Mandsaur District, Madhya Pradesh, which was registered subsequently.

- c) The depreciation method applied to a windmill has been changed from Written Down Method (WDV) to Straight Line Method (SLM) to reflect the significant change in the expected pattern of consumption of the future economic benefits embodied in the wind mill. As per Ind AS 16 Property, Plant and Equipment, such change in the depreciation method is considered as a change in an accounting estimate and the effect of the change has been recognized prospectively in accordance with Ind AS 8 Accounting Policies, Changes in Accounting Estimates and Errors. The impact of the change in depreciation method is given as below:-

(₹ in crore)

Particulars	For the year 2016-17	From 2017-18 till end of the life of the wind mill
Depreciation as per WDV method	44.41	286.09
Depreciation as per SLM method	15.30	315.20
Net Increase/(Decrease) in depreciation	29.11	(29.11)

- d) Information regarding gross block of assets and accumulated depreciation under previous GAAP is as follows:

(₹ in crore)

Particulars	Gross block as at 01.04.2015	Accumulated depreciation as at 01.04.2015	Net Block as at 01.04.2015	Ind AS adjustments as at 01.04.2015	Opening balance as at 01.04.2015 (Deemed cost)
Land					
-Leasehold land - office space	3.44	-	3.44	(0.04)	3.48
-Leasehold land - others	0.13	0.05	0.08	0.08	-
Leasehold improvement	3.30	1.10	2.20	-	2.20
Buildings	15.04	7.31	7.73	-	7.73
Furniture and fixtures	3.68	2.29	1.39	-	1.39
Vehicle	1.46	0.71	0.75	(0.02)	0.77
Plant and equipment	70.70	42.24	28.46	0.01	28.45
Office equipments	7.30	5.05	2.25	0.01	2.24
Capital expenditures not represented by capital asset	0.55	0.55	-	-	-
Total	105.60	59.30	46.30	0.04	46.26

Note No.3 -Capital work-in-progress

Details of capital work in progress and their carrying amounts are as follows:

(₹ in crore)

Particulars	As at 31.03.2017	As at 31.03.2016	As at 01.04.2015
Capital work -in-progress	0.06	-	-
Total	0.06	-	-

Note No.4 - Intangible assets

As at 31 March 2017

(₹ in crore)

Description	Gross block				Accumulated amortization				Net block	
	As at 01.04.2016	Additions	Disposals/ adjustments	As at 31.03.2017	As at 01.04.2016	For the year	Disposals/ adjustments	As at 31.03.2017	As at 31.03.2017	As at 31.03.2016
Computer software	3.11	1.04	-	4.15	1.21	1.34	-	2.55	1.60	1.90
Total	3.11	1.04	-	4.15	1.21	1.34	-	2.55	1.60	1.90

As at 31 March 2016

(₹ in crore)

Description	Gross block				Accumulated amortization				Net block	
	As at 01.04.2015 (Deemed Cost)	Additions	Disposals/ adjustments	As at 31.03.2016	As at 01.04.2015	For the year	Disposals/ adjustments	As at 31.03.2016	As at 31.03.2016	As at 01.04.2015
Computer software	2.99	0.13	-	3.11	-	1.21	-	1.21	1.90	2.99
Total	2.99	0.13	-	3.11	-	1.21	-	1.21	1.90	2.99

Intangible assets

- a) Deduction/adjustments from gross block and amortisation for the year: Nil
b) Information regarding gross block of assets and accumulated depreciation under previous GAAP is as follows:

(₹ in crore)

Particulars	Gross block as at 01.04.2015	Accumulated depreciation as at 01.04.2015	Net Block as at 01.04.2015	Ind AS adjustments as at 01.04.2015	Opening balance as at 01.04.2015
Computer software	5.76	2.78	2.98	(0.01)	2.99
Membership fee to power exchanges	0.30	0.30	-	-	-
Total	6.06	3.08	2.98	(0.01)	2.99

Note No.5 - Non-current investments in associates

(₹ in crore)

Particulars	Face value ₹	Quantity	Quantity	Quantity	Amount	Amount	Amount
		as at 31.03.2017	as at 31.03.2016	as at 01.04.2015	as at 31.03.2017	as at 31.03.2016	as at 01.04.2015
Carried at cost less impairment allowance							
Unquoted investments							
Investment in equity shares (net of losses)- fully paid up							
Associate company							
- Krishna Godavari Power Utilities Limited (refer note below)	10	37,548,700	37,548,700	37,548,700	37.55	37.55	37.55
Less : Impairment allowance for long term investment					(37.55)	(37.55)	-
- R.S. India Wind Energy Private Limited	10	61,121,415	61,121,415	61,121,415	47.37	47.37	47.37
Less : Impairment allowance for long term investment					(47.37)	(47.37)	(47.37)
- RS India Global Energy Limited	10	23,402,542	23,402,542	23,402,542	22.89	22.89	22.89
Less : Impairment allowance for long term investment					(22.89)	(22.89)	(22.89)
- Varam Bio Energy Private Limited	10	4,390,000	4,390,000	4,390,000	4.39	4.39	4.39
Less : Impairment allowance for long term investment					(4.39)	(4.39)	(4.39)
Investment in fully paid up optionally convertible debentures (OCD) (at cost)							
-Varam Bio Energy Private Limited	50,000	90	90	90	4.29	4.29	4.29
Less : Impairment allowance for long term investment					(4.29)	(4.29)	(4.29)
Total					-	-	37.55
Aggregate amount of unquoted investments					116.49	116.49	116.49
Aggregate amount of impairment in the value of investments					(116.49)	(116.49)	(78.94)

The Group has pledged, in favour of Power Finance Corporation Limited (PFC), 77,77,500 Equity Shares of ₹ 10 each at par held by it in M/s. Krishna Godavari Power Utilities Limited (KGPUL) along with the promoter of KGPUL to comply with the lending requirements of PFC for loan taken by KGPUL.

Note No.6 -Financial assets- Non-current investments

(₹ in crore)

Particulars	Face value ₹	Quantity	Quantity	Quantity	Amount	Amount	Amount
		as at 31.03.2017	as at 31.03.2016	as at 01.04.2015	as at 31.03.2017	as at 31.03.2016	as at 01.04.2015
Investment in equity instruments- fully paid up							
Designated at fair value through other comprehensive income							
Unquoted							
- Teesta Urja Limited	10	180,052,223	180,052,223	180,051,706	165.65	153.61	153.61
- Chenab Valley Power Projects Private Limited	10	4,080,000	100,000	100,000	4.08	0.10	0.10
- Athena Energy Ventures Private Limited	10	150,000,000	150,000,000	150,000,000	117.45	150.00	150.00
- Ind-Barath Energy (Utkal) Limited	10	-	-	105,000,000	-	-	288.23
- East Coast Energy Private Limited	10	133,385,343	133,385,343	133,385,343	113.11	120.05	126.72
- Indian Energy Exchange Limited	10	-	1,516,431	1,516,431	-	99.46	101.70
- Adhunik Power and Natural Resources Limited	10	9,740,000	-	-	1.17	-	-
Investment carried at fair value through profit or loss							
Unquoted							
Investment in optionally convertible debentures							
- Mytrah Energy (India) Limited	3,333,333		300	300	-	100.00	100.00
Total (A)					401.46	623.22	920.36
Quoted investments							
Investment in mutual funds							
Designated at fair value through profit & loss							
- 'UTI- Fixed Interval Fund Annual Interval Plan III- Direct Growth Fund	-	-	-	3,036,394	-	-	5.70
- 'HDFC FMP 372D October 2013 (1) Series 28- Direct- Growth	-	-	-	10,000,000	-	-	11.40
- 'Reliance Interval Fund II Series 3 Direct Growth Fund	-	-	-	20,000,000	-	-	22.70
Total B					-	-	39.80
Total (A)+(B)					401.46	623.22	960.16
Aggregate amount of quoted investments and market value thereof					-	-	39.80
Aggregate amount of unquoted investments					401.46	623.22	920.36

Restriction for disposal of investments held by the group towards above companies are disclosed in Note 41 (b).

Note No.7 - Non-current loans

(₹ in crore)

Particulars	As at 31.03.2017	As at 31.03.2016	As at 01.04.2015
Secured, considered good (carried at amortised cost)			
Loan financing	10,392.02	8,293.30	6,087.65
Less: Allowance for credit losses	(193.75)	(115.81)	(13.92)
Less: Current maturities transferred to 'other current financial assets' (Refer Note No. 17)	(497.58)	(460.59)	(630.47)
Total Secured	9,700.69	7,716.90	5,443.26
Unsecured, considered good (carried at amortised cost)			
Security deposits	1.00	0.93	0.53
Loan to employees (including accrued interest)	0.95	0.96	1.11
Total unsecured	1.95	1.89	1.64
Total loans	9,702.64	7,718.79	5,444.90

Loans given to employees are measured at amortised cost. The deferred payroll expenditure represents benefits accruing to the employees. The same will be amortised on a straight line basis over the remaining period of the loan.

The movement in the allowance for credit losses is presented below:

(₹ in crore)

Particulars	Year ended March 31, 2017	Year ended March 31, 2016
Opening balance	115.81	13.92
Add: Charge for the period (net of amounts written back)	77.94	82.84
Add: Transfer from contingent provision against standard assets	-	19.05
Closing balance	193.75	115.81

Notes:

Loans are secured by :

- Hypothecation of assets and/or
- Mortgage of property and /or
- Trust and retention account and /or
- Bank guarantee, Company guarantee or personal guarantee and / or
- Assignment of receivables or rights and / or
- Pledge of shares and / or
- Undertaking to create a security

Note No.8 - Non-current assets - Other financial assets

(₹ in crore)

Particulars	As at 31.03.2017	As at 31.03.2016	As at 01.04.2015
Unsecured, considered good (carried at amortised cost)			
Derivatives assets carried at fair value through profit and loss	18.05	29.54	34.69
Financial lease receivables (Refer Note No. 44(b) and note below)	682.09	714.26	716.65
Others	-	1.63	-
Total	700.14	745.43	751.34

Considering the provisions of Appendix C to Ind AS-17 on 'Leases' w.r.t. determining whether an arrangement contains a lease, the Group has ascertained that the PSA entered with one of its customers falls under the definition of finance lease. Accordingly, the written down value of the specified assets has been derecognized from PPE and accounted as Finance Lease Receivables. Recovery of amounts against depreciation, interest on loan capital and return on equity (pre-tax) components from the customer is adjusted against Finance Lease Receivables and interest. The interest component of the Finance Lease Receivables and amount received on account of revision of tariff of previous periods in respect of the above three elements are recognised as 'Interest income on assets under finance lease' under Note 33-'Other Income'.

Note No.9 - Deferred tax assets/ liabilities (net)

(₹ in crore)

Particulars	As at 31.03.2017	As at 31.03.2016	As at 01.04.2015
(a) Deferred tax liability on account of timing differences in:-			
Difference in book depreciation and tax depreciation	5.78	2.75	3.79
Foreign currency monetary items translation difference account	10.40	17.89	16.47
Special reserve under section 36(1)(viii) of Income-tax Act, 1961	80.77	56.23	36.05
Financial liabilities measured at amortised cost	2.90	3.48	2.03
Fair value adjustment of investments	-	22.93	51.04
Finance lease receivables	249.11	253.92	273.67
Sub-total (a)	348.96	357.20	383.05
(b) Deferred tax asset arising on account of timing differences in:-			
Employee benefits	2.74	2.38	1.94
Provisions and contingencies	100.31	60.94	28.01
Accrued interest deductible on payment	0.57	0.58	0.57
Loss/ diminution in associates	9.95	16.60	16.60
Financial assets measured at amortised cost	19.30	12.15	9.29
Cash flow hedge reserve	2.24	-	-
Expenses not allowable for income tax in the current year	6.02	6.02	6.02
Finance lease obligations	249.11	253.92	273.67
Impairment loss on trade receivables/ advances	2.86	1.75	1.70
Sub-total (b)	393.09	354.34	337.80
Net deferred tax (liabilities)/ assets (b-a)	44.13	(2.86)	(45.25)

Deferred tax assets and deferred tax liabilities have been offset as they relate to the same governing laws.

Movement in deferred tax balances
31 March 2017

(₹ in crore)

Particulars	Net balance 1 April 2016	Recognised in profit or loss	Recognised in OCI	Net balance 31 March 2017
Difference in book depreciation and tax depreciation	(2.75)	(3.03)	-	(5.78)
Foreign currency monetary items translation difference account	(17.89)	7.49	-	(10.40)
Special reserve under section 36(1)(viii) of Income-tax Act, 1961	(56.23)	(24.54)	-	(80.77)
Financial liabilities measured at amortised cost	(3.48)	0.58	-	(2.90)
Employee benefits	2.38	0.12	0.24	2.74
Expenses not allowable for income tax in the current year	6.02	-	-	6.02
Provisions and contingencies	60.94	39.37	-	100.31
Accrued interest deductible on payment	0.58	(0.01)	-	0.57
Loss/ diminution in associates	16.60	(6.65)	-	9.95
Change in fair value of investment	(22.93)	0.68	22.25	-
Finance lease Obligations	253.92	(4.81)	-	249.11
Finance lease receivables	(253.92)	4.81	-	(249.11)
Cash flow hedge reserve	-	-	2.24	2.24
Financial assets measured at amortised cost	12.15	7.15	-	19.30
Impairment loss on trade receivables/ advances	1.75	1.11	-	2.86
Tax assets/(liabilities)	(2.86)	22.27	24.73	44.13

31 March 2016

(₹ in crore)

Particulars	Net balance 1 April 2015	Recognised in profit or loss	Recognised in OCI	Net balance 31 March 2016
Difference between book balance and tax balance of fixed assets	(3.79)	1.04	-	(2.75)
Foreign currency monetary items translation difference account	(16.47)	(1.42)	-	(17.89)
Special reserve under section 36(1)(viii) of Income-tax Act, 1961	(36.05)	(20.18)	-	(56.23)
Financial liabilities measured at amortised cost	(2.03)	(1.45)	-	(3.48)

(₹ in crore)

Particulars	Net balance 1 April 2015	Recognised in profit or loss	Recognised in OCI	Net balance 31 March 2016
Provision for employee benefits	1.94	0.43	-	2.38
Expenses not allowable for current year	6.02	-	-	6.02
Provisions and contingencies	28.01	32.93	-	60.94
Accrued interest deductible on payment	0.57	0.01	-	0.58
Loss/ diminution in associates	16.60	-	-	16.60
Change in fair value of investments	(51.04)	0.86	27.25	(22.93)
Recognition of finance lease payables	273.67	(19.75)	-	253.92
Recognition of finance lease receivables	(273.67)	19.75	-	(253.92)
Impairment loss on trade receivables/ advances	1.70	0.05	-	1.75
Financial assets measured at amortised cost	9.29	2.86	-	12.15
Net tax assets/(liabilities)	(45.25)	15.13	27.25	(2.86)

Note No.10 - Income tax assets (net)

(₹ in crore)

Particulars	As at 31.03.2017	As at 31.03.2016	As at 01.04.2015
Unsecured, considered good			
Advance income tax (net)	36.28	44.12	35.45
Advance fringe benefit tax (net)	0.06	0.06	0.06
Total	36.34	44.18	35.51

Note No.11 - Other non-current assets

(₹ in crore)

Particulars	As at 31.03.2017	As at 31.03.2016	As at 01.04.2015
Unsecured, considered good			
Capital advances	10.31	0.38	0.38
Advances other than capital advances			
Prepayments	14.02	0.30	0.20
Deferred payroll expenditure	0.24	0.29	0.28
Total	24.57	0.97	0.86

Loans given to employees are measured at amortised cost. The deferred payroll expenditure represents benefits accruing to the employees. The same will be amortised on a straight line basis over the remaining period of the loan.

Note No.12 - Current investments

(₹ in crore)

Particulars	Quantity as at 31.03.2017	Quantity as at 31.03.2016	Quantity as at 01.04.2015	Amount as at 31.03.2017	Amount as at 31.03.2016	Amount as at 01.04.2015
Current maturities of long term investments						
Investment in mutual funds						
Designated at fair value through profit or loss						
Quoted investment						
- 'UTI- Fixed Interval Fund Annual Interval Plan III- Direct Growth Fund	-	3,036,394	-	-	6.15	-
- 'HDFC FMP 372D October 2013 (1) Series 28- Direct- Growth	-	10,000,000	-	-	12.37	-
- 'Reliance Interval Fund II Series 3 Direct Growth Fund	-	20,000,000	-	-	24.55	-
Total (A)				-	43.07	-
Investment in mutual funds						
Designated at fair value through profit or loss						
Unquoted investment						
- Reliance Short Term Fund- Growth	-	-	19,036,308	-	-	50.54
- Birla Sunlife Short Term Fund-DDR	-	27,330,845	4,781,586	-	32.18	5.66
- Franklin India Low Duration Fund Direct-(G)	-	-	29,632,556	-	-	45.79
- Birla Sunlife Treasury Optimizer Fund - Growth	-	-	2,895,293	-	-	50.51
- 'Birla Active Debt Multi Manager FOF Scheme Direct Plan Dividend	-	-	4,545,108	-	-	5.49
- Reliance Liquid Fund-Cash Plan- Growth	-	202,694	24,617	-	49.57	5.55
- Reliance Liquid Fund-Treasury Plan- (G)	-	-	73,326	-	-	25.01
- Kotak Liquid Scheme Plan A (G)	-	162,826	176,417	-	50.05	50.10
- SBI Magnum Insta Cash Fund Direct-(G)	492,017	-	96,971	82.41	-	30.02
- LIC MF Liquid Fund-Direct (G)	284,956	-	-	84.03	-	-
- UTI Money Market Fund-Growth-DIRECT	242,905	-	-	44.31	-	-
- Tata Money Market Fund-Growth- DIRECT	481,147	-	-	48.19	-	-
- L&T Liquid Fund-Direct Plan	395,847	-	-	40.09	-	-
- DHFL Pramerica Low Duration Fund - Direct Plan - Growth	27,319,415	-	-	62.06	-	-
- HDFC Liquid Fund - Direct - (G)	-	-	9,058,037	-	-	25.01
- Canara Robeco Liquid Fund - Direct - (G)	-	-	89,728	-	-	15.26
- ICICI Prudential Money Market Fund- Direct (G)	1,639,472	-	2,098,158	36.89	-	40.60
- JP Morgan India Treasury Fund - Growth	-	-	5,475,012	-	-	10.09
- ICICI Prudential Savings Fund- Growth	-	3,163,657	2,176,022	-	72.53	45.74
- ICICI Prudential Flexible Income Fund- Direct (G)	-	-	2,091,252	-	-	55.11
- IDFC Money Manager Fund- Direct (G)	14,122,288	-	14,458,180	36.36	-	32.08
- HDFC Banking & Psu Fund Direct - (G)	-	-	45,404,164	-	-	50.11
- 'Reliance Liquid Fund-Cash Plan- Growth	-	4,471	-	-	1.09	-
- 'Reliance Medium Term Fund DDR	29,586,269	12,047,395	-	102.63	38.23	-
- 'Birla Sunlife Savings Fund -Growth	-	3,069,182	-	-	90.18	-
- 'ICICI Prudential Ultra Short Term Fund- Direct (G)	-	32,642,434	-	-	50.94	-
- 'Indiabulls ultra Short Term Fund-Growth-Direct	-	169,554	-	-	25.06	-
- 'Indiabulls Liquid Fund Growth-Direct	221,652	149,087	-	35.22	22.00	-
- 'SBI Premier Liquid Fund-Direct-Growth	-	16,822	-	-	4.00	-
Total (B)				572.19	435.83	542.67
Grand Total (A) + (B)				572.19	478.90	542.67
Aggregate amount of quoted investments and market value thereof				-	43.07	-
Aggregate amount of unquoted investments and market value thereof				572.19	435.83	542.67

Note No.13 - Trade receivables

(₹ in crore)

Particulars	As at 31.03.2017	As at 31.03.2016	As at 01.04.2015
Trade receivables			
Unsecured, considered good	3,290.73	3,710.28	2,803.86
Considered doubtful	7.30	4.10	2.90
	3,298.03	3,714.38	2,806.76
Unbilled revenue (unsecured, considered good)	0.08	-	-
Less: Impairment allowance for doubtful debts	7.30	4.10	2.90
Total trade receivables	3,290.81	3,710.28	2,803.86

- a) Trade receivables are hypothecated to the banks for availing the non- fund based working capital facilities.
- b) Trade receivables include an amount of ₹16.23 Crore due from Tamil Nadu Electricity Board (TNEB) towards compensation claim. Sole arbitrator gave order unfavourable to the Group against which a petition has been filed by the Group at Madras High Court. As assessed by the management, the chances of a decision in favour of the Group is high as the award has been erroneously passed against the settled law and accordingly is likely to be set aside by the Hon'ble Madras High Court. Further, the Group has a recourse to claim similar amount from PSPCL in case the High Court Order is against the Group.

Note No.14 - Cash and cash equivalents

(₹ in crore)

Particulars	As at 31.03.2017	As at 31.03.2016	As at 01.04.2015
Cash on hand- Staff Imprest	0.02	0.01	0.01
Cheques/drafts on hand	1.19	-	2.06
Balances with banks:-			
- in current accounts	68.92	176.53	173.43
- Deposits with original maturity upto three months*	224.13	27.04	97.92
Total	294.26	203.58	273.42

* Includes Term Deposits of ₹ 70.49 crore (31 March 2016: ₹ Nil, 1 April 2015: Nil) which are in lien with Banks in respect of Term Loans.

Note No.15 - Other bank balances

(₹ in crore)

Particulars	As at 31.03.2017	As at 31.03.2016	As at 01.04.2015
Deposits with original maturity of more than three months *	-	15.36	65.47
Earmarked balances with banks for Unclaimed share application money lying in escrow Account	0.02	0.02	0.02
Unclaimed interest on debentures	5.68	2.31	1.80
Unpaid dividend account balance	1.30	1.14	0.95
Total	7.00	18.83	68.24

There are no amounts due and outstanding to be credited to the Investor Education and Protection Fund as at year end.

* Includes Term Deposits of ₹NIL crore (31 March 2016: ₹ 9.20 crore, 1 April 2015: Nil) which are in lien with Banks in respect of Term Loans.

Note No.16 - Current loans

(₹ in crore)

Particulars	As at 31.03.2017	As at 31.03.2016	As at 01.04.2015
Secured, considered good (carried at amortised cost)			
Loan financing	200.00	200.00	200.00
Total Secured	200.00	200.00	200.00
Unsecured, considered good			
Security deposits	0.03	-	-
Loans to employees	0.23	0.32	0.35
Gross total	0.26	0.32	0.35
Total loans	200.26	200.32	200.35

Loans and advances due from directors - NIL.

Note No.17 - Other current financial assets

(₹ in crore)

Particulars	As at 31.03.2017	As at 31.03.2016	As at 01.04.2015
Secured, considered good (carried at amortised cost)			
Current maturities of long term loan financing (Refer Note No. 7)	497.58	460.59	630.47
Unsecured, considered good (carried at amortised cost)			
Security deposits	11.19	15.60	10.51
Finance lease receivables	37.76	19.45	74.13
Receivables from sale of investment	-	5.00	5.00
Demurrage Recoverable	-	-	0.35
Interest accrued and due on deferment of payment by Debtors	-	-	0.72
Others	0.05	0.56	0.67
Gross total	546.58	501.20	721.85

Note No.18 - Current tax assets (net)

(₹ in crore)

Particulars	As at 31.03.2017	As at 31.03.2016	As at 01.04.2015
Advance income tax	-	45.00	-
Gross total	-	45.00	-

Note No.19 - Other current assets

(₹ in crore)

Particulars	As at 31.03.2017	As at 31.03.2016	As at 01.04.2015
Unsecured, considered good			
Open access advances	42.35	56.81	52.03
Prepayments	1.70	2.11	1.32
Prepayment deposits	0.05	0.06	0.07
Advance to employees	0.06	0.12	0.12
Other receivables	0.40	0.15	0.08
Advance to suppliers	41.90	16.88	4.20
Other advances *	27.19	27.19	20.74
Service tax credit	0.17	0.51	0.06
Deferred payroll expenditure	0.03	0.03	0.03
Interest accrued but not due on fixed deposit	0.08	0.56	0.96
Unsecured, considered doubtful			
Advance to suppliers	0.94	0.94	2.03
Gross total	114.87	105.36	81.64
Less: Impairment allowance for doubtful advances to suppliers	0.94	0.94	2.03
Total	113.93	104.42	79.61

* includes ₹ 20.48 crore (March, 2016, ₹ 20.48 crore, March, 2015, ₹ 20.48 crore) deposited with a supplier and ₹ 6.45 crore (March, 2016, ₹ 6.45 crore, March, 2015, Nil) deposited with Commissioner of custom. (Refer Note No. 41)

Note No.20 - Assets classified as held for sale

(₹ in crore)

Particulars	Face value ₹	Quantity	Quantity	Quantity	Amount	Amount	Amount
		as at 31.03.2017	as at 31.03.2016	as at 01.04.2015	as at 31.03.2017	as at 31.03.2016	as at 01.04.2015
Investment in equity instruments- fully paid up							
Unquoted							
- Teesta Urja Limited	10	-	-	43,963,294	-	-	37.51
Total					-	-	37.51

The Group invested a sum of ₹ 224.33 crores in equity of Teesta Urja Limited (TUL). TUL was implementing a project of 1200 MW Teesta III Hydro Electric Project. The execution of the project suffered due to natural calamities and due to non availability of equity funds. This led to time and cost overruns. Govt. of Sikkim (GoS) agreed to have 51% equity holding in TUL by partly acquiring shares from the existing shareholders and partly by subscribing to new shares. Accordingly the Group being an existing shareholder needed to sell a part of its shareholding amounting to ₹ 44.03 crore to GoS which have been classified as held for sale at fair value of ₹ 37.51 crore on the transition date i.e. 1 April 2015.

Thereafter, the investment was sold at its fair value of ₹. 37.51 crore in August, 2015. As such there is no loss or profit on sale of such investments in FY 2015-16.

Note No.21 - Share capital
a) Equity share capital

(₹ in crore)

Particulars	As at 31.03.2017	As at 31.03.2016	As at 01.04.2015
Authorised			
750,000,000 equity shares of ₹10/- each (750,000,000 equity shares of ₹10/- each as at 31.03.2016 and 01.04.2015)	750.00	750.00	750.00
Issued, subscribed and fully paid up			
296,008,321 equity shares of ₹10/- each (296,008,321 equity shares of ₹10/- each as at 31.03.2016 and 01.04.2015)	296.01	296.01	296.01

b) Movement in equity share capital

Particulars	Shares (Nos.)	Shares (Nos.)	Shares (Nos.)
	For the year ended 31.03.2017	For the year ended 31.03.2016	For the year ended 31.03.2015
Outstanding at the beginning of the year	296,008,321	296,008,321	296,008,321
Issued during the year	-	-	-
Outstanding at the end of the year	296,008,321	296,008,321	296,008,321

c) Terms and rights attached to each share.

The Company has only one class of equity shares having a par value ₹10/- per share. The holders of the equity shares are entitled to receive dividends as declared from time to time and are entitled to voting rights proportionate to their share holding at the meetings of shareholders."

d) Dividend

(₹ in crore)

Particulars	Paid during the year	
	As at 31.03.2017	As at 31.03.2016
(i) Equity shares		
Final dividend for the year ended 31st March 2016 of ₹ 2.50 (31st March 2015: ₹ 2.20) per fully paid share	74.00	65.12
(ii) Dividends not recognised at the end of the reporting period		
In addition to the above dividends, since year end the directors have recommended the payment of a final dividend of ₹ 3.00 (31st March 2016: ₹ 2.50) per fully paid equity share. This proposed dividend is subject to the approval of shareholders in the ensuing annual general meeting.		

e) Details of shareholders holding more than 5% shares in the Company*

Name of the shareholders	As at 31.03.2017		As at 31.03.2016		As at 01.04.2015	
	No. of shares	% holding	No. of shares	% holding	No. of shares	% holding
Life Insurance Corporation of India Limited*	31,091,270	10.50%	31,552,906	10.66%	31,599,606	10.68%
IDFC Premier Equity Fund	-	-	6,800,000	2.30%	16,653,000	5.63%

* inclusive of shares held by shareholders through various schemes/its various folios

f) Shares reserved for issue under options

Information relating to PTC India Limited Employee Stock Options Scheme (ESOP), including details of options issued, exercised and lapsed during the financial year and options outstanding at the end of the reporting period, is set out in note 57.

Particulars	As at 31.03.2017	As at 31.03.2016	As at 01.04.2015
Equity shares for employee stock options (ESOP) (nos.)	21,000	21,000	65,813

Note No.22 - Other equity

(₹ in crore)

Particulars	As at 31.03.2017	As at 31.03.2016	As at 01.04.2015
Securities premium account	1,649.47	1,711.07	1,711.07
Capital reserve on consolidation	-	7.95	7.95
Share option outstanding account	0.12	0.12	0.37
General reserve	516.77	435.76	365.68
Contingency reserve	1.05	1.05	1.05
Retained earnings	1,114.85	864.22	666.12
Statutory reserve (in terms of Section 45-IC of the Reserve Bank of India Act, 1961)	186.43	130.67	83.74
Special reserve (in terms of Section 36(1)(viii) of the Income tax Act, 1961)	151.67	97.48	62.50
Foreign currency monetary items translation difference account	(19.30)	(30.69)	(29.27)
Reserve for equity instruments through other comprehensive income	(38.90)	37.78	136.70
Cash Flow hedge reserve	(2.75)	-	-
Other comprehensive income/(loss)	(0.31)	0.04	-
Total	3,559.10	3,255.45	3,005.91

(₹ in crore)

Particulars	As at 31.03.2017	As at 31.03.2016
Reserves & surplus		
(i) Securities premium account		
Opening balance	1,711.07	1,711.07
Add: Movement during the year	148.55	-
Less: Adjustment on consolidation	(210.15)	-
Sub total (i)	1,649.47	1,711.07
(ii) Capital reserve on consolidation		
Share of capital reserve in associate company	7.95	7.95
Less: Adjustment on consolidation	(7.95)	-
Sub total (ii)	-	7.95
(iii) Share option outstanding account		
Opening balance	0.12	0.37
Deductions during the year	-	(0.25)
Sub total (iii)	0.12	0.12
(iv) General reserve		
Opening balance	435.76	365.68
Additions during the year	81.01	70.08
Sub total (iv)	516.77	435.76
(v) Contingency reserve		
Opening balance	1.05	1.05
Sub total (v)	1.05	1.05
(vi) Retained earnings		
Opening balance	864.22	666.12
Add: Remeasurement of post-employment benefit obligation, net of tax	(0.04)	(0.04)
Add: Transferred from share options o/s accounts	-	0.15
Add: Transferred from reserve for equity instrument through OCI	65.86	105.84
Less: Transferred to statutory reserve u/s 45-IC of the Reserve Bank of India Act, 1934	(44.89)	(46.93)
Less: Transferred to special reserve u/s 36(1) (vii) of the Income tax Act, 1961	(46.08)	(34.98)
Add: Adjustment on consolidation	31.82	-
Add: Profit for the year	414.72	322.52
Less: Dividend paid	(74.00)	(65.12)
Less: Dividend tax on proposed dividend	(15.75)	(13.26)
Less: Transfer to general reserve	(81.01)	(70.08)
Sub total (vi)	1,114.85	864.22
(vii) Statutory reserve (in terms of Section 45-IC of the Reserve Bank of India Act, 1961)		
Opening balance	130.67	83.74
Add/less: Transferred from Retained Earnings	44.89	46.93
Add: Adjustment on consolidation	10.87	-
Sub total (vii)	186.43	130.67

(₹ in crore)

Particulars	As at 31.03.2017	As at 31.03.2016
(viii) Special reserve (in terms of Section 36(1)(viii) of the Income tax Act, 1961)		
Opening balance	97.48	62.50
Add/less: Transferred from Retained Earnings	46.08	34.98
Add: Adjustment on consolidation	8.11	-
Sub total (viii)	151.67	97.48
(ix) Foreign currency monetary items translation difference account		
Opening balance	(30.69)	(29.27)
Add/(less): Effect of foreign exchange rate variations during the year (net)	4.25	(14.95)
Add: Adjustment on consolidation	(2.55)	-
Add/less: Amortisation for the year	9.69	13.53
Sub total (ix)	(19.30)	(30.69)
(x) Reserve for equity instruments through other comprehensive income FVOCI equity investments reserve		
Opening balance	37.78	136.70
Add/(less): Change in fair value of FVOCI equity investments	(33.62)	8.87
Less : transfer to retained earning on disposal of investment	(65.86)	(105.84)
Add: adjustments on consolidation	27.64	-
Add/less: Tax impact	(4.84)	(1.95)
Sub total (x)	(38.90)	37.78
(xi) Cash flow hedge reserve		
Opening balance	-	-
Add/(less): MTM of derivatives instruments	(4.20)	-
Add/less: Tax impact	1.45	-
Sub total (xi)	(2.75)	-
Total Reserves & surplus	3,559.40	3,255.41
Other comprehensive income/(loss)		
Opening balance	0.04	-
Additions during the year	(0.35)	0.04
Total other comprehensive income/(loss)	(0.31)	0.04
Grand Total other equity	3,559.10	3,255.45

Nature and purpose of reserves:

Securities premium account

Securities premium account is used to record the premium on issue of shares/ securities. This amount is utilised in accordance with the provisions of the Companies Act, 2013.

Share option outstanding account

The share option outstanding account is used to record the value of equity settled share based payment transactions with employees. The amounts recorded in this account are transferred to share premium upon exercise of stock options by employees.

General Reserve

General Reserve is a free reserve which is created from retained earnings. The Company may pay dividend and issue fully paid-up bonus shares to its members out of the general reserve account, and company can use this reserve for buy-back of shares.

Contingency Reserve

General Reserve is a free reserve which is created from retained earnings. The company may use it to meet any contingency.

Retained Earnings

Retained earnings comprise of the Company's undistributed earnings after taxes.

FVOCI-Equity Investment Reserve

The Group has elected to recognise changes in the fair value of certain investments in equity securities in other comprehensive income. These changes are accumulated within FVTOCI reserve within equity. The Group transfers amounts from this reserve to retained earnings when the relevant equity securities are derecognised.

Statutory reserve (in terms of Section 45-IC of the Reserve Bank of India Act, 1961)

This reserve is maintained in accordance with the provisions of Section 45-IC of the Reserve Bank of India Act, 1961.

Special reserve (in terms of Section 36(1)(viii) of the Income tax Act, 1961)

This reserve is maintained in accordance with the provisions of Section 36(1)(viii) of the Income tax Act, 1961.

Foreign currency monetary items translation difference account

Foreign currency monetary items translation difference account comprises of the unamortised loss/gain on long term foreign currency monetary items (except derivative financial instruments), for which the Previous GAAP policy is carried forward.

Cash flow hedge reserve

The Group uses derivative instruments as part of its management of foreign currency risk associated with borrowings. The Group separates the forward element and the spot element of a forward/swap contracts and designates as the hedging instrument only the change in the value of the spot element and not the forward element. Accordingly, the Group does not have any ineffectiveness in its hedges and the change in forward element is accumulated in the 'cash flow hedge reserve' and amortised on a systematic and rational basis over the period during which the hedge adjustment for the derivative instrument's spot element could affect profit or loss.

Note No.23 - Non-current borrowings

Particulars	(₹ in crore)		
	As at 31.03.2017	As at 31.03.2016	As at 01.04.2015
Infrastructure Bonds	12.17	12.06	158.15
Debentures	434.78	449.02	89.88
External commercial borrowings from financial institutions	422.02	363.38	399.50
Term Loans			
From bank	4,688.40	3,585.16	3,096.61
From other parties/ financial institution	299.21	580.54	15.75
Unsecured loans			
Finance lease obligations (Refer Note No. (i) below and Note No. 44)	682.80	714.97	717.36
Total	6,539.38	5,705.13	4,477.25

(i) Considering the provisions of Appendix C to Ind AS-17 on 'Leases' w.r.t. determining whether an arrangement contains a lease, the Group has ascertained that the PPA entered with one of its suppliers falls under the definition of finance lease. Accordingly, the written down value of the specified assets has been recognized as PPE and accounted as Finance Lease Obligations. Paid/ payable amounts against depreciation, interest on loan capital and return on equity (pre-tax) components to the supplier is adjusted against Finance Lease Obligations and interest. The interest component of the Finance Lease Obligations and amount paid on account of revision of tariff of previous periods in respect of the above three elements are recognised as 'Interest expense on assets under finance lease' under Note No. 37 - 'Finance Cost'.

(ii) These borrowings are carried at amortised cost.

(iii) For additional information on borrowings refer Note No.-23A

Note No. 23 A- Additional information on borrowings

A Loans taken by subsidiary company - PTC Financial Services Limited

Non-current borrowings

(₹ in crore)

Particulars	As at 31.03.2017	As at 31.03.2016	As at 01.04.2015
Infrastructure Bonds	12.17	12.06	158.15
Debentures	434.78	449.02	89.88
External commercial borrowings from financial institutions	422.02	363.38	399.50
Term Loans			
From bank	3,837.36	3,499.04	3,096.61
From other parties/ financial institution	-	513.56	15.75
Total	4,706.33	4,837.06	3,759.89

Current borrowings

(₹ in crore)

Particulars	As at 31.03.2017	As at 31.03.2016	As at 01.04.2015
From banks			
Secured	925.19	692.62	905.86
Unsecured	50.00	-	4.00
From financial institution			
Secured	1,080.00	665.00	-
Commercial paper			
Unsecured	793.76	49.37	247.44
Total current borrowings	2,848.95	1,406.99	1,157.30

i. 60,167 (previous year 68,724) privately placed 8.25%/8.30% secured redeemable non-convertible long-term infrastructure bonds of ₹ 5,000 each (Infra Series 1) amounting to ₹ 30,08 crore (previous year ₹ 34,36 crore) allotted on March 31, 2011 redeemable at par in 5 to 10 years commenced from March 31, 2016 are secured by way of first charge on the receivables of the assets created from the proceeds of infrastructure bonds and other unencumbered receivables of the Company to provide 100% security coverage. During the year, the company has repaid ₹ 4.28 crore (previous year ₹ 7.72 crore) under buyback scheme exercised by eligible holders of infrastructure bonds in FY2016-17 as per terms of Infra Series 1.

281,576 (previous year 319,210) privately placed 8.93%/9.15% secured

redeemable non-convertible long-term infrastructure bonds of ₹ 5,000 each (Infra Series 2) amounting to ₹ 140.79 crore (previous year ₹ 159.61 crore) allotted on March 30, 2012 redeemable at par in 5 to 15 years commencing from March 30, 2017 are secured by way of pari-passu charge on the receivables of the assets created from the proceeds of infrastructure bonds and other receivables of the Company to provide the 100% security coverage. During the year, the company has repaid ₹ 18,82 crore (previous year ₹ Nil) under buyback scheme exercised by eligible holders of infrastructure bonds in FY2016-17 as per terms of Infra Series 2.

- ii. 900 (previous year 900) privately placed 10.50% secured redeemable non-convertible debentures of Rs.1,000,000 each (Series 3) amounting to ₹ 90.00 crore were allotted on January 27, 2011 redeemable at par in six equal annual installments commencing from January 26, 2018.

Series 3 are secured by way of mortgage of immovable building and first charge by way of hypothecation of the receivables of the loan assets created from the proceeds of respective debentures. Further, the same have also been secured by pari-passu charge by way of hypothecation of the receivable of loan assets created by the Company out of its own sources which are not charged to any other lender of the Company to the extent of 125% of debentures.

2,135 (previous year 2,135) privately placed 9.62% secured redeemable non-convertible debentures of Rs.1,000,000 each (Series 4) amounting to ₹ 213.50 crore were allotted on June 03, 2015 redeemable at par in 3 tranches divided in 33% of face value on 28th May 2019, 33% of face value on 28th May 2021 and balance 34% of face value on 28th May 2025.

Series 4 are secured by way of first charge by way of hypothecation of the specified receivables of the Company comprising asset cover of at least 110% of the amount of the Debentures.

1,500 (previous year 1,500) privately placed 9.80% secured redeemable non-convertible debentures of ₹1,000,000 each (Series 5) amounting to 150.00 crore were allotted on June 16, 2015 redeemable at par in five equal annual installments commencing from June 12, 2018.

Series 5 are secured by way of first ranking exclusive charge by way of hypothecation of the identified receivables of the Company comprising asset cover of at least 100% of the amount of the Debentures

- iii. Rupee term loans from banks carry interest ranging from 8.45% to 8.75% p.a. The loans carry various repayment schedules according to their respective sanctions and thus are repayable in 12 to 48 quarterly installments. The loans are secured by first pari-passu charge by way of hypothecation of the current assets including book debts, investments and other receivables (other than assets created/ to be created by line of credit of other financial institutions / banks) so that lenders should have at least 100%/ 111% security coverage on its outstanding loan at all times during the currency of the loan.
- iv. External Commercial Borrowings ("ECB") carry interest ranging from 3 months LIBOR+1.90% to LIBOR+3.10% p.a. The loans are repayable in 32/36 equal quarterly installments as per the due dates specified in the respective loan agreements. The borrowings are secured by way of first ranking exclusive charge on all present and future receivables of the eligible loan assets created by the proceeds of ECB. Repayment of 4 quarterly installment amounting to USD 2,888,888 (₹ 193,887,718) on one of the ECB loans and 4 quarterly installment amounting to USD 6,250,000 (₹ 420,031,250) on two of the ECB loans was made during the year ended March 31, 2017.
- v. Rupees term loan outstanding Nil (previous year ₹ 15.75 crore) from a financial institution carries interest rate of 2% p.a. The loan is repayable in 40 equal quarterly installments starting from March 31, 2015. The loan is secured by first pari-passu charge on all present & future receivables of the loan assets of the Company (which are not specifically charged/to be charged in favour of other lenders of the Company i.e. except the charge created/to be created in favour of specific lender/s for receivables of the specific loan assets created/ to be created out of their loan proceeds), so

that lenders should have at least 100% security coverage on its outstanding loan at all time during the currency of the loan.

Rupees term loan outstanding Nil (previous year ₹ 500.00 crore) from a financial institution carries interest rate of 9.30% p.a. The loan is repayable in 20 equal quarterly installments starting after 18 months from the date of first loan disbursal i.e. December 31, 2015. The loan is secured by first pari-passu charge on all present & future receivables of the loan assets of the Company (which are not specifically charged/to be charged in favour of other lenders of the Company i.e. except the charge created/to be created in favour of specific lender/s for receivables of the specific loan assets created/ to be created out of their loan proceeds), so that lenders should have at least 100% security coverage on its outstanding loan at all time during the currency of the loan.

- vi. In terms of the RBI/DNBR/2016-17/45 Master Direction DNBR.PD.008/03.10.119/2016-17 dated September 01, 2016) no borrowings remained overdue as at March 31, 2017 (previous year Rs. Nil).

Note:

Term loans from banks/financial institution are secured by first pari passu charge on all present and future receivables of the standard loan assets of the Company except the charge created/ to be created in favour of specific lender(s) for receivables of the specific loan assets created/ to be created out of their loan proceeds, so that lenders should have at least 100%/ 110% security coverage on their outstanding loan at all times during the currency of the loan.

B Loans taken by subsidiary company - PTC Energy Limited

Non-current borrowings- From banks

(₹ in crore)

Particulars	As at 31.03.2017	As at 31.03.2016	As at 01.04.2015
*From Banks			
30 MW Project at Jaora, Madhya Pradesh			
ICICI Bank Limited ¹	64.67	69.65	-
State Bank of Bikaner & Jaipur ²	25.07	16.47	-
50 MW Project at Molagawali, Andhra Pradesh			
Bank of India ³	45.63	-	-
ICICI Bank Limited- 1 ⁴	52.86	-	-
ICICI Bank Limited- 2 ⁴	74.83	-	-
Oriental Bank of Commerce ⁵	50.91	-	-
49.3 MW Project at Kandimallayapalli, Andhra Pradesh			
Bank of India ⁶	41.41	-	-
ICICI Bank Limited ⁷	75.43	-	-
South Indian Bank Limited ⁸	97.92	-	-
49.5 MW Project at Devenkonda, Andhra Pradesh			
State Bank of India ⁹	164.65	-	-
50 MW Project at Bableshwar, Karnataka			
Canara Bank ¹⁰	42.98	-	-
IndusInd Bank Limited ¹¹	94.80	-	-
40 MW Project at Payalakuntla, Andhra Pradesh			
South Indian Bank Limited ¹²	19.87	-	-
Indusind Bank Limited ¹³	0.01	-	-
Total	851.04	86.12	-

Terms of Repayment	Effective interest rate	Repayable (No. of installments)	Date of Sanction of Loan	(EMI in ₹ crore)
ICICI Bank Limited (30 MW Project at Jaora, Madhya Pradesh)	10.62%	56 Quarterly	21/Oct/15	1.25
State Bank of Bikaner & Jaipur (30 MW Project at Jaora, Madhya Pradesh)	10.62%	56 Quarterly	17/Dec/15	0.48
State Bank of India (49.5 MW Project at Devenkonda, Andhra Pradesh)	9.87%	58 Quarterly	10/Jan/17	2.86
ICICI Bank Limited-1 (50 MW Project at Molagawali, Andhra Pradesh)	9.88%	53 Quarterly	25/Jan/17	1.03
Oriental Bank of Commerce (50 MW Project at Molagawali, Andhra Pradesh)	9.95%	53 Quarterly	23/Feb/17	0.99
Bank of India (50 MW Project at Molagawali, Andhra Pradesh)	9.98%	53 Quarterly	02/Jan/17	0.88
ICICI Bank Limited-2 (50 MW Project at Molagawali, Andhra Pradesh)	9.93%	53 Quarterly	25/Jan/17	1.44
South Indian Bank Limited (49.3 MW Project at Kandimallayapalli, Andhra Pradesh)	9.91%	53 Quarterly	16/Nov/16	1.89
Bank of India (49.3 MW Project at Kandimallayapalli, Andhra Pradesh)	9.92%	53 Quarterly	02/Jan/17	0.81
ICICI Bank Limited (49.3 MW Project at Kandimallayapalli, Andhra Pradesh)	9.92%	53 Quarterly	09/Nov/16	1.46
Indusind Bank Limited (50 MW Project at Bableshtar, Karnataka)	10.07%	2 Quarterly	08/Sep/16	1.25% of the facility
		16 Quarterly		1.50% of the facility
		16 Quarterly		1.75% of the facility
		8 Quarterly		2.00% of the facility
		8 Quarterly		2.25% of the facility
		5 Quarterly		2.30% of the facility
Canara Bank (50 MW Project at Bableshtar, Karnataka)	10.23%	2 Quarterly	30/Jan/17	1.25% of the facility
		16 Quarterly		1.50% of the facility
		16 Quarterly		1.75% of the facility
		8 Quarterly		2.00% of the facility
		8 Quarterly		2.25% of the facility
		5 Quarterly		2.30% of the facility
South Indian Bank Limited (40 MW Project at Payalakuntla, Andhra Pradesh)	10.44%	12 Quarterly	20/Mar/17	1.40% of the facility
		4 Quarterly		1.50% of the facility
		4 Quarterly		1.60% of the facility
		4 Quarterly		1.70% of the facility
		4 Quarterly		1.80% of the facility
		12 Quarterly		2.00% of the facility
		8 Quarterly		2.10% of the facility
		1 Quarterly		2.26% of the facility
		2 Quarterly		2.27% of the facility
		4 Quarterly		2.30% of the facility
Indusind Bank Limited (40 MW Project at Payalakuntla, Andhra Pradesh)	15.12%	12 Quarterly	13/Dec/16	1.40% of the facility
		4 Quarterly		1.50% of the facility
		4 Quarterly		1.60% of the facility
		4 Quarterly		1.70% of the facility
		4 Quarterly		1.80% of the facility
		12 Quarterly		2.00% of the facility
		8 Quarterly		2.10% of the facility
		1 Quarterly		2.26% of the facility
		2 Quarterly		2.27% of the facility
		4 Quarterly		2.30% of the facility

Securities of the above loans are given as below:

ICICI Bank Limited (30 MW in Jaora, Ratlam District, Madhya Pradesh)

The Facilities, interest thereon and all other amounts outstanding in respect thereof shall be secured inter alia by a first ranking mortgage/ hypothecation/ assignment/ security interest/ charge, including but without limitation upon:

- a) First charge over the entire immovable properties of the Borrower in relation to the project, by way of mortgage;
- b) First Charge over all the movable property, plant & equipment including but not limited to plant & machinery, machinery spares, tools, spares and accessories of the Project by way of hypothecation;
- c) Assignment to the satisfaction of the Lenders over all or any of the rights under the Project Documents including Power Purchase agreements, documents, insurance policies relating to the power plant, rights, titles, permits / approvals, clearances and all benefits incidental thereto of the "Project" except to the extent not permitted by government authorities / law;
- d) First Charge by way of hypothecation on all current assets of project (present and future) including but not limited to book debt, operating cash-flows, receivables, commissions, revenues of whatsoever nature and wherever arising;
- e) In relation to The Project all bank accounts including but not limited to the Debt Service Reserve Account (DSRA) and Trust & Retention Accounts.

Above mentioned security to be shared on pari-passu basis with senior debt/ LC/LUT and BG facility availed/ to be availed by the Borrower to the extent approved by lenders.

²State Bank of Bikaner & Jaipur (30 MW in Jaora, Ratlam District, Madhya Pradesh)

Primary Security: The TL Facility, together with interest, liquidated damages, costs and whatsoever payable to the Lenders and their trustees shall be secured inter alia by:

- a) First charge over the entire immovable properties of the Borrower in relation to the project, by way of mortgage;
- b) First Charge over all the movable property, plant & equipment including but not limited to plant & machinery, machinery spares, tools, spares and accessories of the Project by way of hypothecation;
- c) Assignment to the satisfaction of the Lenders over all or any of the rights under the Project Documents including Power Purchase agreements, documents, insurance policies relating to the power plant, rights, titles, permits / approvals, clearances and all benefits incidental thereto of the "Project" except to the extent not permitted by government authorities / law;
- d) First Charge by way of hypothecation on all current assets of project (present and future) including but not limited to book debt, operating cash-flows, receivables, commissions, revenues of whatsoever nature and wherever arising;
- e) In relation to The Project all bank accounts including but not limited to the Debt Service Reserve Account (DSRA) and Trust & Retention Accounts.

The above mentioned security shall rank pari-passu basis with the Lenders of the RTL facility.

³Bank of India (50 MW, Mollagavalli)

The Facilities, interest thereon and all other amounts outstanding in respect thereof shall be secured in favour of the Lender/security trustee inter alia by a first ranking mortgage/ hypothecation/ assignment/ security interest/ charge, including but without limitation upon:

- a) First charge over the entire immovable properties of the Borrower located in Kurnool, Andhra Pradesh in relation to the Project,
- b) First charge over all the movable property, plant & equipment including but not limited to plant & machinery, machinery spares, tools, spares and accessories of the Project by way of hypothecation;

- c) Assignment to the satisfaction of the Lenders over all or any of the rights under the Project Documents including Power Purchase agreements, documents, insurance policies relating to the power plant, rights, titles, permits / approvals, clearances and all benefits incidental thereto of the "Project" except to the extent not permitted by government authorities / law;
- e) First charge by way of hypothecation on operating cash-flows and receivables of the Project (present and future)
- f) Negative lien on all other current assets of the Borrower (present and future) excluding operating cash-flows and receivables
- g) In relation to the Project, all the bank accounts including but not limited to the Debt Service Reserve Account (DSRA) and Trust & Retention accounts

Above mentioned Security except (e) to be shared on pari passu basis with senior debt/ LC/LUT and BG facility availed/ to be availed by the Borrower for the Project to the extent approved by lenders.

- Execution of bilateral Deed of Hypothecation for (b) and (d) above to be done prior to initial drawdown date and form CHG-1 shall be filed with ROC within 7 days from execution of Deed of Hypothecation
- First charge on Immovable properties to be created and perfected in favour of lender as stipulated in point (a) above within 3 months from SCOD.
- Assignment of Power Purchase Agreements and O&M Agreement and as stipulated in (c) above in favour of Lender to be created and perfected within 90 days from the SCOD.
- Assignment over all other project documents as stipulated in (c) above except Power Purchase Agreement and O&M contract in favour of lender to be created and perfected within 30 days from Initial Drawdown Date.
- Charge over project accounts including as stipulated in (f) but not limited to TRA and DSRA account to be created with ICICI Bank Ltd within 30 days from the Initial Drawdown Date

In the event, the Borrower does not create or procure creation of full and final security in favour of ICICI Bank in the manner stated above or such other extended period as may be permitted by ICICI Bank, Interest Rate shall be increased by 1.0% per annum applicable on the outstanding Facility amount till creation of such security.

In case Lender feels that the Security is insufficient to cover the Facility, Lender may ask the Borrower to provide additional security.

ICICI Bank Limited (50 MW, Molagavalli)

The Facilities, interest thereon and all other amounts outstanding in respect thereof shall be secured in favour of the Lender/security trustee inter alia by a first ranking mortgage/ hypothecation/ assignment/ security interest/ charge, including but without limitation upon:

- a) First charge over the entire immovable properties of the Borrower located in Kurnool, Andhra Pradesh in relation to the Project,
- b) First charge over all the movable property, plant & equipment including but not limited to plant & machinery, machinery spares, tools, spares and accessories of the Project by way of hypothecation;
- c) Assignment to the satisfaction of the Lenders over all or any of the rights under the Project Documents including Power Purchase agreements, documents, insurance policies relating to the power plant, rights, titles, permits / approvals, clearances and all benefits incidental thereto of the "Project" except to the extent not permitted by government authorities / law;
- d) First charge by way of hypothecation on operating cash-flows and receivables of the Project (present and future)

- e) Negative lien on all other current assets of the Borrower (present and future) excluding operating cash-flows and receivables
- f) In relation to the Project, all the bank accounts including but not limited to the Debt Service Reserve Account (DSRA) and Trust & Retention accounts

Above mentioned Security except (e) to be shared on pari passu basis with senior debt/ LC/LUT and BG facility availed/ to be availed by the Borrower for the Project to the extent approved by lenders.

- Execution of bilateral Deed of Hypothecation for (b) and (d) above to be done prior to initial drawdown date and form CHG-1 shall be filed with ROC within 7 days from execution of Deed of Hypothecation
- First charge on Immovable properties to be created and perfected in favour of lender as stipulated in point (a) above within 3 months from SCOD.
- Assignment of Power Purchase Agreements and O&M Agreement and as stipulated in (c) above in favour of Lender to be created and perfected within 90 days from the SCOD.
- Assignment over all other project documents as stipulated in (c) above except Power Purchase Agreement and O&M contract in favour of lender to be created and perfected within 30 days from Initial Drawdown Date.
- Charge over project accounts including as stipulated in (f) but not limited to TRA and DSRA account to be created with ICICI Bank Ltd within 30 days from the Initial Drawdown Date

In the event, the Borrower does not create or procure creation of full and final security in favour of ICICI Bank in the manner stated above or such other extended period as may be permitted by ICICI Bank, Interest Rate shall be increased by 1.0% per annum applicable on the outstanding Facility amount till creation of such security.

In case Lender feels that the Security is insufficient to cover the Facility, Lender may ask the Borrower to provide additional security.

⁵Oriental Bank of Commerce (50 MW, Molagavalli)

The Facilities, interest thereon and all other amounts outstanding in respect thereof shall be secured in favour of the Lender/security trustee inter alia by a first ranking mortgage/ hypothecation/ assignment/ security interest/ charge, including but without limitation upon:

- a) First charge over the entire immovable properties of the Borrower located in Kurnool, Andhra Pradesh in relation to the Project,
- b) First charge over all the movable property, plant & equipment including but not limited to plant & machinery, machinery spares, tools, spares and accessories of the Project by way of hypothecation;
- c) Assignment to the satisfaction of the Lenders over all or any of the rights under the Project Documents including Power Purchase agreements, documents, insurance policies relating to the power plant, rights, titles, permits / approvals, clearances and all benefits incidental thereto of the "Project" except to the extent not permitted by government authorities / law;
- d) First charge by way of hypothecation on operating cash-flows and receivables of the Project (present and future)
- e) Negative lien on all other current assets of the Borrower (present and future) excluding operating cash-flows and receivables
- f) In relation to the Project, all the bank accounts including but not limited to the Debt Service Reserve Account (DSRA) and Trust & Retention accounts

Above mentioned Security except (e) to be shared on pari passu basis with senior debt/ LC/LUT and BG facility availed/ to be availed by the Borrower for the Project to the extent approved by lenders.

- Execution of bilateral Deed of Hypothecation for (b) and (d) above to be done prior to initial drawdown date and form CHG-1 shall be filed with ROC within 7 days from execution of Deed of Hypothecation
- First charge on Immovable properties to be created and perfected in favour of lender as stipulated in point (a) above within 3 months from SCOD.
- Assignment of Power Purchase Agreements and O&M Agreement and as stipulated in (c) above in favour of Lender to be created and perfected within 90 days from the SCOD.
- Assignment over all other project documents as stipulated in (c) above except Power Purchase Agreement and O&M contract in favour of lender to be created and perfected within 30 days from Initial Drawdown Date.
- Charge over project accounts including as stipulated in (f) but not limited to TRA and DSRA account to be created with ICICI Bank Ltd within 30 days from the Initial Drawdown Date

In the event, the Borrower does not create or procure creation of full and final security in favour of ICICI Bank in the manner stated above or such other extended period as may be permitted by ICICI Bank, Interest Rate shall be increased by 1.0% per annum applicable on the outstanding Facility amount till creation of such security.

In case Lender feels that the Security is insufficient to cover the Facility, Lender may ask the Borrower to provide additional security.

⁶Bank of India (49.3 MW, Kandimallayapalli)

1. The Facility together with all interest, liquidated damages, processing fee, premia on prepayment, costs, charges, expenses and other monies whatsoever stipulated in or payable under the Facility Agreement shall be secured in favour of the Lender/Security Trustee ranking on first charge basis by way of :
 - a) Mortgage over the entire immovable properties of the Borrower in relation to the Project;
 - b) Hypothecation over all the movable property, plant & equipment including but not limited to plant & machinery, machinery spares, tools, spares and accessories of the Project;
 - c) Assignment to the satisfaction of the Lender over all or any of the rights under the Project Documents including Power Purchase agreements, documents, insurance policies relating to the power plant, rights, titles, permits / approvals, clearances and all benefits incidental thereto of the "Project" except to the extent not permitted by government authorities / law;
 - d) Hypothecation on operating cash- flows and receivables of the Project (present and future);
 - e) Negative lien on all current assets of the Borrower (present and future) excluding operating cash- flows and receivables;
 - f) Hypothecation of Project accounts including but not limited to Trust and Retention account and Debt Service Reserve Account (DSRA).
2. The Security to be created shall rank pari passu by way of first charge with senior debt/LC/LUT and BG facility availed/to be availed by the Borrower to the extent approved by the lenders.
3. Security provided under 1 above shall be created and perfected in the following manner:
 - a) Security provided under 1 (b) and (d) prior to Initial Drawdown Date and form CHG-1 shall be filed with Registrar of Companies (ROC) within seven days from execution of Deed of Hypothecation;
 - b) Security provided under 1 (a) within 3 months from SCOD;

- c) Assignment of Power Purchase Agreements and O&M Agreement and Sub Lease Agreement between Borrower and EPC Contractor/ Sub Contractor as stipulated in 1(c) within 90 days from the SCOD;
 - d) Assignment over all other project documents as stipulated in 1(c) except Power Purchase Agreements and O&M Agreement and Sub Lease Agreement within 30 days from Initial Drawdown Date;
 - e) Security provided under 1(f) within 30 days from the Initial Drawdown Date.
4. In the event of failure of the Borrower to create or procure creation of full and final security in favour of the Lender as provided in Clause 3 above or such other extended period as may be permitted by the Lender, the Interest Rate shall be increased by 1.0% per annum applicable on the outstanding Facility amount till creation of security.

5. CREATION OF ADDITIONAL SECURITY

If, at any time during the subsistence of the Facility Agreement, the Lender is of the opinion that the Security provided for the Facility has become inadequate to cover the Facility then outstanding, then, on the Lender advising the Borrower to that effect, the Borrower shall procure, provide and furnish to the Lender/Security Trustee, to the satisfaction of the Lender such additional security as may be acceptable to the Lender to cover such deficiency.

⁷ICICI Bank Limited (49.3 MW, Kandimallayapalli)

1. The Facility together with all interest, liquidated damages, processing fee, premia on prepayment, costs, charges, expenses and other monies whatsoever stipulated in or payable under the Facility Agreement shall be secured in favour of the Lender/Security Trustee ranking on first charge basis by way of :
 - a) Mortgage over the entire immovable properties of the Borrower in relation to the Project;
 - b) Hypothecation over all the movable property, plant & equipment including but not limited to plant & machinery, machinery spares, tools, spares and accessories of the Project;
 - c) Assignment to the satisfaction of the Lender over all or any of the rights under the Project Documents including Power Purchase agreements, documents, insurance policies relating to the power plant, rights, titles, permits / approvals, clearances and all benefits incidental thereto of the "Project" except to the extent not permitted by government authorities / law;
 - d) Hypothecation on operating cash- flows and receivables of the Project (present and future);
 - e) Negative lien on all current assets of the Borrower (present and future) excluding operating cash- flows and receivables;
 - f) Hypothecation of Project accounts including but not limited to Trust and Retention account and Debt Service Reserve Account (DSRA).
2. The Security to be created shall rank pari passu by way of first charge with senior debt/LC/LUT and BG facility availed/to be availed by the Borrower to the extent approved by the lenders.
3. Security provided under 3.1 shall be created and perfected in the following manner:
 - a) Security provided under 1(b) and (d) prior to Initial Drawdown Date and form CHG-1 shall be filed with Registrar of Companies (ROC) within seven days from execution of Deed of Hypothecation;
 - b) Security provided under 1 (a) within 3 months from SCOD;
 - c) Assignment of Power Purchase Agreements and O&M Agreement and Sub Lease Agreement between Borrower and EPC Contractor/ Sub Contractor as stipulated in 1 (c) within 90 days from the SCOD;

- d) Assignment over all other project documents as stipulated in 1(c) except Power Purchase Agreements and O&M Agreement and Sub Lease Agreement within 30 days from Initial Drawdown Date;
 - e) Security provided under 1(f) within 30 days from the Initial Drawdown Date.
4. In the event of failure of the Borrower to create or procure creation of full and final security in favour of the Lender as provided in Clause 3 above or such other extended period as may be permitted by the Lender, the Interest Rate shall be increased by 1.0% per annum applicable on the outstanding Facility amount till creation of security.

5. CREATION OF ADDITIONAL SECURITY

If, at any time during the subsistence of the Facility Agreement, the Lender is of the opinion that the Security provided for the Facility has become inadequate to cover the Facility then outstanding, then, on the Lender advising the Borrower to that effect, the Borrower shall procure, provide and furnish to the Lender/Security Trustee, to the satisfaction of the Lender such additional security as may be acceptable to the Lender to cover such deficiency.

⁸South Indian Bank Limited (49.3 MW, Kandimallayapalli)

1. The Facility together with all interest, liquidated damages, processing fee, premia on prepayment, costs, charges, expenses and other monies whatsoever stipulated in or payable under the Facility Agreement shall be secured in favour of the Lender/Security Trustee ranking on first charge basis by way of :
 - a) Mortgage over the entire immovable properties of the Borrower in relation to the Project;
 - b) Hypothecation over all the movable property, plant & equipment including but not limited to plant & machinery, machinery spares, tools, spares and accessories of the Project;
 - c) Assignment to the satisfaction of the Lender over all or any of the rights under the Project Documents including Power Purchase agreements, documents, insurance policies relating to the power plant, rights, titles, permits / approvals, clearances and all benefits incidental thereto of the "Project" except to the extent not permitted by government authorities / law;
 - d) Hypothecation on operating cash- flows and receivables of the Project (present and future);
 - e) Negative lien on all current assets of the Borrower (present and future) excluding operating cash- flows and receivables;
 - f) Hypothecation of Project accounts including but not limited to Trust and Retention account and Debt Service Reserve Account (DSRA).
2. The Security to be created shall rank pari passu by way of first charge with senior debt/LC/LUT and BG facility availed/to be availed by the Borrower to the extent approved by the lenders.
3. Security provided under 1 above shall be created and perfected in the following manner:
 - a) Security provided under 1. (b) and (d) prior to Initial Drawdown Date and form CHG-1 shall be filed with Registrar of Companies (ROC) within seven days from execution of Deed of Hypothecation;
 - b) Security provided under 1. (a) within 3 months from SCOD;
 - c) Assignment of Power Purchase Agreements and O&M Agreement and Sub Lease Agreement between Borrower and EPC Contractor/ Sub Contractor as stipulated in 1. (c) within 90 days from the SCOD;
 - d) Assignment over all other project documents as stipulated in 1. (c) except Power Purchase Agreements and O&M Agreement and Sub Lease Agreement within 30 days from Initial Drawdown Date;

e) Security provided under 1(f) within 30 days from the Initial Drawdown Date.

4. In the event of failure of the Borrower to create or procure creation of full and final security in favour of the Lender as provided in Clause 3 above or such other extended period as may be permitted by the Lender, the Interest Rate shall be increased by 1.0% per annum applicable on the outstanding Facility amount till creation of security.

5. CREATION OF ADDITIONAL SECURITY

If, at any time during the subsistence of the Facility Agreement, the Lender is of the opinion that the Security provided for the Facility has become inadequate to cover the Facility then outstanding, then, on the Lender advising the Borrower to that effect, the Borrower shall procure, provide and furnish to the Lender/Security Trustee, to the satisfaction of the Lender such additional security as may be acceptable to the Lender to cover such deficiency.

⁹State Bank of India (49.5 MW, Devanakonda)

1 The Security for the lending shall inter-alia, include:

- a) First charge over all immovable properties/ assets of Project, both present and future, except common facilities.
- b) First charge by way of hypothecation of all present and future movable assets of the Project including but not limited to plant and machinery, machinery spares, tools and accessories, furniture, fixtures, vehicles, etc.
- c) First charge on the borrower's book debts, operating cash flows, receivables, commissions, revenue of whatsoever nature and wherever arising, present and future specific to the Project.
- d) First charge on all intangibles including but not limited to goodwill, uncalled capital, present and future of the borrower specific to the Project.
- e) First charge on all accounts of the borrower including but not limited to Escrow Account/ Trust & Retention account (TRA) and Debt Service Reserve Account (DSRA), specific to the Project.
- f) Hypothecation charge/assignment of security interest of all the Borrower's project rights and rights pertaining to the common facilities (including Right of Way, if any, for transmission line up to the delivery point for electricity, access roads, evacuation rights), titles, interest, benefits in the existing and future Project documents, letter of credit, guarantee (including advance bank guarantees received from EPC Contractor to the extent permissible by law) and insurance policies issued in favour of the Borrower, specific to the Project.

The Borrower shall create and perfect security before first draw-down.

¹⁰Indusind Bank Limited (40 MW in Payalakunatla)

The Security for the lending shall inter-alia, include:

- a) First charge over all immovable properties/ assets of Project, both present and future.
- b) First charge by way of hypothecation of all present and future movable assets of the Project including but not limited to plant and machinery, machinery spares, tools and accessories, furniture, fixtures, vehicles, etc.
- c) First charge on the borrower's book debts, operating cash flows, receivables, commissions, revenue of whatsoever nature and wherever arising, present and future specific to the Project.
- d) First charge on all intangibles including but not limited to goodwill, uncalled capital, present and future of the borrower specific to the Project.
- e) First charge on all accounts of the borrower including but not limited to

Escrow Account/ Trust & Retention account (TRA) and Debt Service Reserve Account (DSRA), specific to the Project.

f) Hypothecation charge/assignment of interest of all the Borrower's project rights (including Right of Way, if any, for transmission line up to the delivery point for electricity), titles, interest, benefits in the existing and future Project documents, letter of credit, guarantee and insurance policies issued in favour of the Borrower, specific to the Project.

g) The Borrower shall create and perfect the above security before first draw-down except the following:

h) First Charge on immovable assets to be created and perfected within 6 months from COD. This shall include obtaining necessary NOC from lessor of revenue land, if any.

¹¹Canara Bank (50 MW, Bableshtar)

The Security for the lending shall inter-alia, include:

- a) First charge over all immovable properties/ assets of Project, both present and future.
- b) First charge by way of hypothecation of all present and future movable assets of the Project including but not limited to plant and machinery, machinery spares, tools and accessories, furniture, fixtures, vehicles, etc.
- c) First charge on the borrower's book debts, operating cash flows, receivables, commissions, revenue of whatsoever nature and wherever arising, present and future specific to the Project.
- d) First charge on all intangibles including but not limited to goodwill, uncalled capital, present and future of the borrower specific to the Project.
- e) First charge on all accounts of the borrower including but not limited to Escrow Account/ Trust & Retention account (TRA) and Debt Service Reserve Account (DSRA), specific to the Project.
- f) Hypothecation charge/assignment of interest of all the Borrower's project rights (including Right of Way, if any, for transmission line up to the delivery point for electricity), titles, interest, benefits in the existing and future Project documents, letter of credit, guarantee and insurance policies issued in favour of the Borrower, specific to the Project.
- g) The Borrower shall create and perfect the above security before first draw-down except the following:
- h) First Charge on immovable assets to be created and perfected within 6 months from COD. This shall include obtaining necessary NOC from lessor of revenue land, if any.

¹²South Indian Bank Limited (40MW in Payalakuntla)

The Security for the lending shall inter-alia, include:

- a) First charge over all immovable properties/ assets of Project, both present and future.
- b) First charge by way of hypothecation of all present and future movable assets of the Project including but not limited to plant and machinery, machinery spares, tools and accessories, furniture, fixtures, vehicles, etc.
- c) First charge on the borrower's book debts, operating cash flows, receivables, commissions, revenue of whatsoever nature and wherever arising, present and future specific to the Project.
- d) First charge on all intangibles including but not limited to goodwill, uncalled capital, present and future of the borrower specific to the Project.
- e) First charge on all accounts of the borrower including but not limited to Escrow Account/ Trust & Retention account (TRA) and Debt Service Reserve Account (DSRA), specific to the Project.
- f) Hypothecation charge/assignment of interest of all the Borrower's project rights (including Right of Way, if any, for transmission line up to the

delivery point for electricity), titles, interest, benefits in the existing and future Project documents, letter of credit, guarantee and insurance policies issued in favour of the Borrower, specific to the Project.

The Borrower shall create and perfect the above security before first draw-down except the following:

First Charge on immovable assets to be created and perfected within 6 months from COD. This shall include obtaining necessary NOC from lessor of revenue land, if any.

¹³Indusind Bank Limited (50 MW, Bableshtar)

The Security for the lending shall inter-alia, include:

- First charge over all immovable properties/ assets of Project, both present and future.
- First charge by way of hypothecation of all present and future movable assets of the Project including but not limited to plant and machinery, machinery spares, tools and accessories, furniture, fixtures, vehicles, etc.
- First charge on the borrower's book debts, operating cash flows, receivables, commissions, revenue of whatsoever nature and wherever arising, present and future specific to the Project.
- First charge on all intangibles including but not limited to goodwill, uncalled capital, present and future of the borrower specific to the Project.
- First charge on all accounts of the borrower including but not limited to Escrow Account/ Trust & Retention account (TRA) and Debt Service Reserve Account (DSRA), specific to the Project.
- Hypothecation charge/assignment of interest of all the Borrower's project rights (including Right of Way, if any, for transmission line up to the delivery point for electricity), titles, interest, benefits in the existing and future Project documents, letter of credit, guarantee and insurance policies issued in favour of the Borrower, specific to the Project.

The Borrower shall create and perfect the above security before first draw-down except the following:

First Charge on immovable assets to be created and perfected within 6 months from COD. This shall include obtaining necessary NOC from lessor of revenue land, if any.

Delays in payment of interest on bank loans outstanding as at 31st March, 2017

Name of financial institutions	Carrying amount of the loan in ₹ crore	Amount involved (Interest)	Period of delay (In days)	Remarks
State Bank of Bikaner & Jaipur (30 MW Project at Jaora, Madhya Pradesh)	27.00	0.005	335	Not yet paid
Rural Electrification Corporation Limited (20 MW Project at Jaora, Madhya Pradesh)	76.89	0.36	90	Not yet paid

Non-current borrowings- From others

(₹ in crore)

Particulars	As at 31.03.2017	As at 31.03.2016	As at 01.04.2015
**From Others			
20 MW Project at Jaora, Madhya Pradesh			
Rural Electrification Corporation Limited ¹⁴	71.41	66.98	-
40 MW Project at Payalaktunta, Madhya Pradesh			
Tata Cleantech Capital Limited ¹⁵	74.61	-	-
49.3 MW Project at Kandimallyapalli, Andhra Pradesh			
India Infrastructure Finance Company Limited ¹⁶	17.87	-	-
50 MW Project at Bableshtar, Karnataka			
Aditya Birla Finance Limited ¹⁷	135.32	-	-
Total	135.32	66.98	-

Terms of Repayment	Effective interest rate	Repayable (No. of installments)	Date of Sanction of Loan	(EMI in ₹ crore)
Rural Electrification Corporation Limited (20 MW Project at Jaora, Madhya Pradesh)	10.62%	56 (Quarterly)	30-Dec-15	1.38
PTC India Financial Services Limited (30 MW Project at Nipania, Madhya Pradesh)	10.62%	56 (Quarterly)	28-Jan-16	1.31
Tata Cleantech Capital Limited (40 Project at Payalaktunta, Andhra Pradesh)	10.30%	12 Quarterly	27-Feb-17	1.40% of the facility
		4 Quarterly		1.50% of the facility
		4 Quarterly		1.60% of the facility
		4 Quarterly		1.70% of the facility
		4 Quarterly		1.80% of the facility
		12 Quarterly		2.00% of the facility
		8 Quarterly		2.10% of the facility
		1 Quarterly		2.26% of the facility
		2 Quarterly		2.27% of the facility
		4 Quarterly	2.30% of the facility	

Terms of Repayment	Effective interest rate	Repayable (No. of installments)	Date of Sanction of Loan	(EMI in ₹ crore)
India Infrastructure Finance Company Limited (49.3 MW Project at Devankonda, Andhra Pradesh)	10.15%	30 Quarterly	18-Jan-17	0.89% of the facility
		6 Quarterly		1.00% of the facility
		1 Quarterly		1.87% of the facility
		11 Quarterly		1.89% of the facility
		1 Quarterly		2.00% of the facility
		4 Quarterly		2.89% of the facility
		8 Quarterly		3.89% of the facility
Aditya Birla Finance Limited (50MW at Bableshtar, Karnataka)	10.12%	2 Quarterly	13-Oct-16	1.25% of the facility
		16 Quarterly		1.50% of the facility
		16 Quarterly		1.75% of the facility
		8 Quarterly		2.00% of the facility
		8 Quarterly		2.25% of the facility
		5 Quarterly		2.30% of the facility

¹⁴Rural Electrification Corporation Limited (20 MW in Nipaniya, Mandasaur District, Madhya Pradesh)

The entire Rupee Term Loan together with interest, costs, expenses and all other monies whatsoever accruing out of the Loan Agreement shall be secured in the form and manner as under and to the satisfaction of REC.

A) By Mortgage: Exclusive first charge by way of mortgage of all immovable assets pertaining to the project (20MW wind in Nipaniya). Such mortgage shall be executed within six months from the date of first disbursement, subject to additional specific condition in this regard.

AND

B) By Hypothecation: First Charge by way of hypothecation of all the Borrower's movable properties, including plant and machinery spare, equipment, tools and accessories, furniture, fixtures, vehicles, stocks and all other movable assets, created/ to be created in the project (20 MW Wind in Nipaniya) (and also first charge by way of hypothecation/ assignment of all the book debts, bills, receivables, monies including bank accounts, claims of all kinds and stocks including consumables and other general stores, arising out of the project. Only book debts, bills, receivables and stocks excluding stores relating to plant and machinery shall be subject to the first charge in favour of Working Capital Lenders and second charge shall be created in favour of REC.

AND

C) By Assignment: A first charge by way of assignment or creation of security interest including all rights, title, interest, benefits, claims and demands whatsoever of the project-

- in the Project documents/Contracts, as amended, varied or supplemented from time to time;
- in the Clearances relating to the project (investor approval etc) and
- all insurance Contracts/Insurance Proceeds;

Such assignment shall be executed within six months from the date of first disbursement.

¹⁵TATA CleanTech (40 MW Payalakuntala (Inox))

The Security for the lending shall inter-alia, include:

- First charge over all immovable properties/ assets of Project, both present and future.
- First charge by way of hypothecation of all present and future movable

assets of the Project including but not limited to plant and machinery, machinery spares, tools and accessories, furniture, fixtures, vehicles, etc.

- First charge on the borrower's book debts, operating cash flows, receivables, commissions, revenue of whatsoever nature and wherever arising, present and future specific to the Project.
- First charge on all intangibles including but not limited to goodwill, uncalled capital, present and future of the borrower specific to the Project.
- First charge on all accounts of the borrower including but not limited to Escrow Account/ Trust & Retention account (TRA) and Debt Service Reserve Account (DSRA), specific to the Project.
- Hypothecation charge/assignment of interest of all the Borrower's project rights (including Right of Way, if any, for transmission line up to the delivery point for electricity), titles, interest, benefits in the existing and future Project documents, letter of credit, guarantee and insurance policies issued in favour of the Borrower, specific to the Project.

The Borrower shall create and perfect the above security before first draw-down except the following:

- First Charge on immovable assets to be created and perfected within 6 months from COD. This shall include obtaining necessary NOC from lessor of revenue land, if any.

PPA to be executed prior to SCOD

¹⁶India Infrastructure Finance Company Limited (49.3 MW Kandimallayapalli)

1. The Facility together with all interest, liquidated damages, processing fee, premia on prepayment, costs, charges, expenses and other monies whatsoever stipulated in or payable under the Facility Agreement shall be secured in favour of the Lender/Security Trustee ranking on first charge basis by way of :

- Mortgage over the entire immovable properties of the Borrower in relation to the Project;
- Hypothecation over all the movable property, plant & equipment including but not limited to plant & machinery, machinery spares, tools, spares and accessories of the Project;
- Assignment to the satisfaction of the Lender over all or any of the rights under the Project Documents including Power Purchase agreements, documents, insurance policies relating to the power plant, rights, titles, permits / approvals, clearances and all benefits incidental thereto of the "Project" except to the extent not permitted by government authorities / law;

- d) Hypothecation on operating cash- flows and receivables of the Project (present and future);
- e) Negative lien on all current assets of the Borrower (present and future) excluding operating cash- flows and receivables;
- f) Hypothecation of Project accounts including but not limited to Trust and Retention account and Debt Service Reserve Account (DSRA).
2. The Security to be created shall rank pari passu by way of first charge with senior debt/LC/LUT and BG facility availed/to be availed by the Borrower to the extent approved by the lenders.
3. Security provided under 1 above shall be created and perfected in the following manner:
- a) Security provided under 1 (b) and (d) prior to Initial Drawdown Date and form CHG-1 shall be filed with Registrar of Companies (ROC) within seven days from execution of Deed of Hypothecation;
- b) Security provided under 1 (a) within 3 months from SCOD;
- c) Assignment of Power Purchase Agreements and O&M Agreement and Sub Lease Agreement between Borrower and EPC Contractor/ Sub Contractor as stipulated in 1 (c) within 90 days from the SCOD;
- d) Assignment over all other project documents as stipulated in 1(c) except Power Purchase Agreements and O&M Agreement and Sub Lease Agreement within 30 days from Initial Drawdown Date;
- e) Security provided under 1 (f) within 30 days from the Initial Drawdown Date.
4. In the event of failure of the Borrower to create or procure creation of full and final security in favour of the Lender as provided in Clause 3 above or such other extended period as may be permitted by the Lender, the Interest Rate shall be increased by 1.0% per annum applicable on the outstanding Facility amount till creation of security.
5. CREATION OF ADDITIONAL SECURITY

If, at any time during the subsistence of the Facility Agreement, the Lender is of the opinion that the Security provided for the Facility has become inadequate to cover the Facility then outstanding, then, on the Lender advising the Borrower to that effect, the Borrower shall procure, provide and furnish to the Lender/Security Trustee, to the satisfaction of the Lender such additional security as may be acceptable to the Lender to cover such deficiency.

¹⁷Aditya Birla Finance Limited (50 MW, Bableshtar (Gamesa))

The Security for the lending shall inter-alia, include:

- a) First charge over all immovable properties/ assets of Project, both present and future.
- b) First charge by way of hypothecation of all present and future movable assets of the Project including but not limited to plant and machinery, machinery spares, tools and accessories, furniture, fixtures, vehicles, etc.
- c) First charge on the borrower's book debts, operating cash flows, receivables, commissions, revenue of whatsoever nature and wherever arising, present and future specific to the Project.
- d) First charge on all intangibles including but not limited to goodwill, uncalled capital, present and future of the borrower specific to the Project.
- e) First charge on all accounts of the borrower including but not limited to Escrow Account/ Trust & Retention account (TRA) and Debt Service Reserve Account (DSRA), specific to the Project.
- f) Hypothecation charge/assignment of interest of all the Borrower's project rights (including Right of Way, if any, for transmission line up to the delivery point for electricity), titles, interest, benefits in the existing and future Project documents, letter of credit, guarantee and insurance policies issued in favour of the Borrower, specific to the Project.

The Borrower shall create and perfect the above security before first draw-down except the following:

-First Charge on immovable assets to be created and perfected within 6 months from COD. This shall include obtaining necessary NOC from lessor of revenue land, if any.

The Carrying amounts of financial assets and property, plant and equipments pledged as security for current and non current borrowings are disclosed in Note No. 26 (b)

Note No.24 - Other financial liabilities

(₹ in crore)

Particulars	As at 31.03.2017	As at 31.03.2016	As at 01.04.2015
Deferred processing/upfront fees	25.42	6.64	2.48
Total	25.42	6.64	2.48

Note No.25 - Non-current provisions

(₹ in crore)

Particulars	As at 31.03.2017	As at 31.03.2016	As at 01.04.2015
Provision for employee benefits	7.40	5.50	3.80
Contingent provision against standard assets	96.11	60.32	67.02
Total	103.51	65.82	70.82

Disclosures required by Ind AS 19 'Employee Benefits' is made in Note No. 45

A contingent provision against standard assets includes provision created @ 0.50% of the outstanding standard assets in terms of the RBI circular ((Ref. No. DNBR.PD.008/03.10.119/2016-17 dated September 01, 2016) and provision against restructured standard loans as per applicable RBI guidelines.

Movement in contingent provision against standard assets during the year is as under:

(₹ in crore)

Particulars	As at 31.03.2017	As at 31.03.2016
Opening balance	60.32	67.02
Additions during the year	35.79	12.35
Less:-Transferred to provision for non-performing assets	-	(19.05)
Closing balance	96.11	60.32

Note No.26 - Current borrowings

(₹ in crore)

Particulars	As at 31.03.2017	As at 31.03.2016	As at 01.04.2015
From banks			
Secured	925.19	692.62	905.86
Unsecured	50.00	-	4.00
From financial institution			
Secured	1,080.00	665.00	-
Commercial paper			
Unsecured	793.76	49.37	247.44
Total	2,848.95	1,406.99	1,157.30

For additional information on borrowings refer Note No. 23A

These borrowings are carried at amortised cost"

Note No.27- Trade payables

(₹ in crore)

Particulars	As at 31.03.2017	As at 31.03.2016	As at 01.04.2015
Trade payables	2,737.30	2,482.92	1,890.42
Total	2,737.30	2,482.92	1,890.42

Based on the information available with the Group, there are no dues as at March 31, 2017 payable to enterprises covered under "Micro Small and Medium Enterprises Development Act, 2006" except disclosed in Note No. 58 (f).

Note No.28 - Other current financial liabilities

(₹ in crore)

Particulars	As at 31.03.2017	As at 31.03.2016	As at 01.04.2015
Current Maturities of long term debt	572.71	592.02	184.74
Current maturities of finance lease obligations	37.76	19.45	74.13
Unpaid dividend (Refer note below)	1.30	1.14	0.95
Unclaimed interest on debentures	5.68	2.31	1.80
Interest accrued and due on borrowings	0.37	-	-
Interest accrued but not due on borrowings	99.13	83.94	53.46
Unclaimed equity share application money	0.02	0.02	0.02
Capital creditors	339.21	31.58	-
Other payables			
-Security deposits received	5.89	6.84	6.66
-Payable to employees	4.27	2.93	1.91
Total	1,066.34	740.23	323.67

Unpaid dividends are the amounts which have not been claimed by the investors. There are no amounts due and outstanding to be credited to the Investor Education and Protection Fund as at year end.

Note No.29 - Other current liabilities

(₹ in crore)

Particulars	As at 31.03.2017	As at 31.03.2016	As at 01.04.2015
Advances from customers	50.31	42.12	46.12
Statutory dues	20.19	9.72	1.17
Income received in advance	1.42	0.64	0.19
Total	71.92	52.48	47.48

Note No.30 - Current provisions

(₹ in crore)

Particulars	As at 31.03.2017	As at 31.03.2016	As at 01.04.2015
Provision for employee benefits	0.66	0.15	0.71
Total	0.66	0.15	0.71

Disclosures required by Ind AS 19 'Employee Benefits' is made in Note No. 45

Note No.31 - Current tax liabilities (net)

(₹ in crore)

Particulars	As at 31.03.2017	As at 31.03.2016	As at 01.04.2015
Current tax (net of advance tax)	6.37	19.75	2.62
Total	6.37	19.75	2.62

Note No.32 - Revenue from operations

(₹ in crore)

Particulars	For the year ended 31.03.2017	For the year ended 31.03.2016
Income from Operations		
Sale of electricity	13,779.88	12,133.03
Interest income from		
Long financing	1,112.00	914.74
Debentures	3.68	12.03
Generation based incentive on wind energy*	3.50	-
Service charges	26.56	24.27
Other operating income		
Dividend income on non-current unquoted trade investments in equity shares	4.55	2.88
Profit on sale of investments		
- Non-current unquoted trade investments in equity shares	11.59	-
- Current unquoted non-trade investment in mutual funds	0.11	0.02
Interest on fixed deposits	0.46	1.86
Fee based income	54.63	35.13
Sale of services (consultancy)	8.35	5.48
Lease rentals income on asset under operating lease (Refer Note below)	193.40	214.32
Surcharge on sale of power (refer note no. 58 (b) (i) & (ii))	111.84	103.63
Total	15,310.55	13,447.39

Considering the provisions of Appendix C to Ind AS-17 on Leases w.r.t. determining whether an arrangement contains a lease, the Group has ascertained that the PSA entered with one of its customers falls under operating lease. Recovery of amounts against depreciation, interest on loan capital and return on equity (pre-tax) from the customer are considered as lease rentals on the assets under operating lease.

* in nature of Govt. Grant.

Note No.33 - Other income

Particulars	(₹ in crore)	
	For the year ended 31.03.2017	For the year ended 31.03.2016
Interest from financial assets at amortised cost		
-Deposit with banks	2.82	5.79
-Interest income on financial assets at amortised cost at EIR	0.21	0.21
-Interest income on assets under finance lease (refer note no. (a) below)	132.95	100.63
-Interest on Delayed payment from Trade Receivables	-	0.13
Dividend from		
-Current investments in mutual funds measured at fair value through profit or loss	24.27	27.81
Other non-operating income		
- Profit on sale/redemption of investments (net) (refer Note No.(b) below)	10.33	16.28
-Liabilities no longer required written back	29.48	-
-Exchange gain (net)	1.51	2.58
-Interest on Income tax refund	0.04	-
-Miscellaneous income (refer Note No.(c) below)	1.31	0.20
Total	202.92	153.63

- (a) Considering the provisions of Appendix C to Ind AS-17 on 'Leases' w.r.t. determining whether an arrangement contains a lease, the Group has ascertained that the PSA entered with one of its customers falls under the definition of finance lease. Accordingly, the written down value of the specified assets has been derecognized from PPE and accounted as Finance Lease Receivables. Recovery of amounts against depreciation, interest on loan capital and return on equity (pre-tax) components from the customer is adjusted against Finance Lease Receivables and interest. The interest component of the Finance Lease Receivables and amount received on account of revision of tariff of previous periods in respect of the above three elements are recognised as 'Interest income on assets under finance lease'.
- (b) Profit on sale/ redemption of investment includes fair value gain on financial instruments at fair value through profit or loss.
- (c) Miscellaneous income includes mainly the amount of director sitting fee received from several entities.

Note No.34 - Purchases

Particulars	(₹ in crore)	
	For the year ended 31.03.2017	For the year ended 31.03.2016
Purchases of electricity	13,479.27	11,871.99
Total	13,479.27	11,871.99

Note No.35 - Operating expenses

Particulars	(₹ in crore)	
	For the year ended 31.03.2017	For the year ended 31.03.2016
Electricity charges	0.36	0.08
Lease rental expenses on assets under operating lease (refer note below)	193.40	214.32
Surcharge expenses (Refer note 58 (b) (i) & (ii))	16.67	33.72
Total	210.43	248.12

Considering the provisions of Appendix C to Ind AS-17 on Leases w.r.t. determining whether an arrangement contains a lease, the Group has ascertained that the PPA entered with one of its suppliers falls under operating lease. Paid/payables amounts against depreciation, interest on loan capital and return on equity (pre-tax) to the supplier are considered as lease rental expenses on the assets under operating lease.

Note No.36- Employee benefit expense

Particulars	(₹ in crore)	
	For the year ended 31.03.2017	For the year ended 31.03.2016
Salaries and wages	38.77	32.95
Contribution to provident and other funds	1.55	1.31
Gratuity	0.74	0.49
Staff welfare expenses	2.93	2.55
Employee compensation expense (ESOP)	-	(0.10)
Total	43.99	37.20

Disclosures as per Ind AS 19 in respect of provision made towards various employee benefits are made in Note No. 45.

Note No.37 - Finance costs

Particulars	(₹ in crore)	
	For the year ended 31.03.2017	For the year ended 31.03.2016
Interest expenses on:		
- On Infra Bonds	22.63	23.05
- On Debentures	45.32	38.67
- On Loans from Banks/ Financial Institutions	485.87	360.50
- On External Commercial Borrowings	21.79	15.41
- On Commercial Paper	73.82	65.23
Other Borrowing Costs:		
- Other charges on term loans and other borrowings	0.78	1.50
- Amortisation of foreign currency translation	14.91	23.80
Interest expense on assets under finance lease-(Refer No. (a) below)	133.03	100.72
Interest expense on financial liabilities measured at amortised cost-(Refer Note No. (b) below)	0.78	0.79
Interest on payment of income tax	0.78	1.24
Total	799.71	630.91

- (a) Considering the provisions of Appendix C to Ind AS-17 on 'Leases' w.r.t. determining whether an arrangement contains a lease, the Group has ascertained that the PPA entered with one of its suppliers falls under the definition of finance lease. Accordingly, the written down value of the specified assets has been recognized as PPE and accounted as Finance Lease Obligations. Paid/ payable amounts against depreciation, interest on loan capital and return on equity (pre-tax) components to the supplier is adjusted against Finance Lease Obligations and interest. The interest component of the Finance Lease Obligations and amount paid on account of revision of tariff of previous periods in respect of the above three elements are recognised as 'Interest expense on assets under finance lease'.

- (b) As per Power purchase agreements entered into with the off takers of Chukha and Kurichhu power projects (Bhutan), the interest earned on the term deposits made with commercial banks for the payments received on behalf of these projects is passed back to them. Accordingly interest income as well as expense is accounted for in the books of account.”

Note No.38-Provision for expected credit loss

(₹ in crore)

Particulars	For the year ended 31.03.2017	For the year ended 31.03.2016
Contingent provision against standard assets	35.78	12.35
Provision for non-performing assets	71.19	56.08
Provision for contingencies	6.76	26.76
Total	113.73	95.19

Note No.39 - Other expenses

(₹ in crore)

Particulars	For the year ended 31.03.2017	For the year ended 31.03.2016
Rent	5.59	4.39
Repairs to building	1.24	1.08
Repairs to machinery - wind mill	1.86	1.75
Insurance	0.42	0.20
Rates and taxes	2.79	1.67
Foreign exchange fluctuation (Net)	-	0.80
Payment to auditors (refer Note (b) below)	0.71	0.43
Legal & professional charges	6.47	5.98
Consultancy expenses	13.16	10.97
Advertisement	0.31	0.37
Communication	1.18	0.97
Business development	2.12	1.95
Travelling and conveyance expenses	3.90	4.16
Printing & stationery	0.49	0.37
Fees & expenses to directors	1.30	1.16
Repair & maintenance - others	2.28	1.56
Bank charges	2.70	2.47
EDP expenses	0.17	0.17
Books & periodicals	0.03	0.04
Water & electricity expenses	1.05	1.03
Bad debts / advances written off	15.99	-
Impairment allowance for doubtful debts / advances	3.20	0.12
Security expenses	0.49	0.43
Property tax	0.09	0.08
Donation	-	0.06
Corporate social responsibilities expenses (CSR)	1.52	1.37
Miscellaneous expenses (refer Note No. (a) below)	4.17	1.99
Total	73.23	45.57

Miscellaneous expenses include on AGM expenses, diwali expenses, annual day expenses, scheduling charges etc.

b) Details in respect of payment to auditors

(₹ in crore)

Particulars	For the year ended 31.03.2017	For the year ended 31.03.2016
As auditor		
Audit fee *	0.53	0.32
Tax audit fees	0.04	0.04
In other capacity		
Other services (certification)	0.12	0.05
Reimbursement of expenses	0.02	0.02
Total	0.71	0.43

* Including ₹ 0.08 crore related to previous year.

Note No.40 - Exceptional items

(₹ in crore)

Particulars	For the year ended 31.03.2017	For the year ended 31.03.2016
Profit/ (loss) on sale of fixed assets (net)	(0.02)	0.04
Provision for impairment losses in an associate company (Refer Note No 47)	-	(37.55)
Total	(0.02)	(37.51)

Note No.41 - Contingent liabilities and commitments

(₹ in crore)

Particulars	As at 31.03.2017	As at 31.03.2016	As at 01.04.2015
1.Contingent liabilities (to the extent not provided for)			
a) Claims against the Group not acknowledged as debt: (Refer Note (i) below)	201.03	187.33	165.91
b) Income tax liability that may arise in respect of matters in appeal preferred by the department/ Group (Refer Note (ii) and (iii) below)	256.56	29.84	107.26
c) Customs duty liability that may arise in respect of matters in appeal (Refer Note (ii) and (iii) below)	17.16	17.16	17.16
2. Commitments	-		
Estimated amount of contracts remaining to be executed on capital account and not provided for (net of advances)	91.94	0.38	0.38
Loan financing	1,732.36	272.53	186.90
3. Guarantees furnished to bank	25.00	25.00	-

Notes

- i) Claims against the Group not acknowledged as debt include:
- a) The Group had an arrangement with a supplier for purchase of

power. The supplier claimed that the Group did not off take the offered surplus power and claimed a damage of ₹ 84.95 Crore (31 March 2016: ₹ 84.95 crore, 1 April 2015: ₹ 84.95 crore). The arbitrator concluded the arbitration in favour of the Group, however, the supplier has contested the award at High Court.

- b) The Group had an arrangement with a supplier for purchase of power. However, due to the prevalent market situation, the Group was unable to find a buyer for power from the supplier for most of the period. The supplier raised a compensation bill of ₹ 43.28 Crore (31 March 2016: ₹ 43.28 crore, 1 April 2015: ₹ 43.38 crore) for non-supply of power. The matter is pending at Supreme Court. The Group has paid a deposit amounting to ₹ 20.48 which is subject to the outcome of the appeal before the Appellate Tribunal.
- c) Pending resolution of the issues with a supplier, the Group has estimate a contingency liability of ₹ 68.36 crore (31 March 2016 ₹ 54.66 crore 1 April 2015: ₹ 33.24 crore) towards his claims.
- ii) Disputed income tax/ custom duty pending before various forums/ authorities amount to ₹ 273.72 crore (31 March 2016: ₹ 47.00 crore, 1 April 2015: ₹ 124.42 crore). Many of these matters were adjudicated in favour of the Group but are disputed before higher forums/ authorities by the concerned departments.
- The Group has paid a deposit amounting to ₹ 6.45 against custom duty which is subject to the outcome of the appeal.
- iii) Pending resolution of the respective proceedings, it is not practicable for the Group to estimate the timings of cash outflows, if any, in respect of the above as it is determinable only on receipt of judgements/decisions pending with various forums/authorities.

Possible Reimbursement

The contingent liabilities referred to in (i) above, include an amount of ₹ 68.36 crore (31 March 2016: ₹ 54.66 crore, 1 April 2015: ₹ 33.94 crore), for which Group envisages possible reimbursement from the one of its suppliers in full.

Commitments

- a). Estimated amount of contracts remaining to be executed on capital account (property, plant & equipment and intangible assets) and not provided for as at 31 March 2017 is ₹ 91.94 crore (31 March 2016: ₹ 0.38 crore, 1 April 2015: ₹ 0.38 crore).

(₹ in crore)

Particulars	As at	As at	As at
	31.03.2017	31.03.2016	01.04.2015
Property, plant and equipment	91.70	-	-
Intangible assets	0.24	0.38	0.38

- b) In respect of investments of ₹ 165.65 crore (31 March 2016: ₹ 153.61 crore, 1 April 2015: ₹ 153.61 crore) in other Companies, the Group has restrictions for their disposal as at 31 March 2017 as under:

(₹ in crore)

Name of the Company	Period of restrictions for disposal of investments as per related agreements	Carrying amount		
		31 March 2017	31 March 2016	1 April 2015
Teesta Urja Limited	GOS shall consider the proposal of any shareholder to divest its equity share after the completion of two years from the Commercial Operation date of the project or earlier on mutual beneficial terms.	165.65	153.61	153.61
Total		165.65	153.61	153.61

Note No.42 - Earning per equity share

(₹ in crore)

Particulars	For the year ended 31.03.2017	For the year ended 31.03.2016
Opening equity shares	296,008,321	296,008,321
Equity shares issued during the year	-	-
Closing equity shares	296,008,321	296,008,321
Weighted average number of equity shares used as denominator for basic earnings	296,008,321	296,008,321
Weighted average number of equity shares resulting from assumed exercise of employee stock options	21,000	21,000
Weighted average number of equity shares used as denominator for diluted earnings	296,029,321	296,029,321
Net profit after tax used as numerator (amount in ₹ crore)	505.81	406.26
Less: Minority interest	91.09	83.74
Net profit attributable to the owners of the parent company	414.72	322.52
Basic earnings per share (amount in ₹)	14.01	10.90
Diluted earnings per share (amount in ₹)	14.01	10.90
Face value per share (amount in ₹)	10.00	10.00

Note No.43 - Disclosure as per Ind AS 12 'Income taxes'

(a) Income tax expense

i) Income tax recognised in Statement of Profit and Loss

(₹ in crore)

Particulars	31 March 2017	31 March 2016
Current tax expense		
Current year	288.31	233.25
Deferred tax expense		
Origination and reversal of temporary differences	(22.27)	(15.13)
Total income tax expense	266.04	218.12

ii) Income tax recognised in other comprehensive income

(₹ in crore)

Particulars	31 March 2017	31 March 2016
Remeasurement gains/(losses) on defined benefit plans	0.24	0.01
FVOCI to equity investments	7.42	3.28
Cash flow hedge reserve	2.24	-
Total income tax expense	9.90	3.29

iii) Reconciliation of tax expense and the accounting profit multiplied by India's domestic tax rate

(₹ in crore)

Particulars	31 March 2017	31 March 2016
Profit before tax	771.85	624.38
Tax using the Group's domestic tax rate of 34.608% (31 March 2016 - 34.608%)	267.12	216.09
Non-deductible tax expenses / Tax-exempt income adjustments	12.85	16.67
Diminution in value of investment adjustments	6.65	-
Others	1.69	0.49
Current Tax Provision (a)	288.31	233.25
Deferred Tax liability on account of finance lease receivables, special reserve and other items	39.04	42.80
Deferred tax liability on account of finance lease obligations, provisions & contingency and other items	(61.31)	(57.93)
Deferred tax provision (b)	(22.27)	(15.13)
Tax Expenses recognised in Statement of Profit and Loss (a+b)	266.04	218.12
Effective Tax Rate	34.47%	34.93%

(b) Tax losses carried forward

(₹ in crore)

Particulars	31 March 2017	Expiry date	31 March 2016	Expiry date
Unused tax losses for which no deferred tax asset has been recognised				-
Long Term Capital Losses	24.91	31 March, 2019	2.10	31 March, 2017
	48.96	31 March, 2024	25.84	31 March, 2019
			48.96	31 March, 2024
Total	73.87		76.90	
Potential tax benefit at the tax rate of 23.07%	17.04		17.74	

Deferred tax assets have not been recognised in respect of the tax losses incurred that is not likely to generate taxable income in the foreseeable future.

(c) Unrecognised deferred tax assets and liabilities

Unrecognized deferred tax liabilities

There is no unrecognized deferred tax liabilities

Unrecognized deferred tax assets

Deferred tax assets have not been recognized on provision for impairment in value of investment and decrease in fair value of investments through FVOCI to the extent there is no certainty of its realisation.

(d) Dividend distribution tax on proposed dividend not recognised at the end of the reporting period

Since year end, the directors have recommended the payment of final dividend amounting to ₹ 88.80 crore (31 March 2016: 74.00 crore). The

dividend distribution tax on this proposed dividend amounting to ₹ 18.06 crore (31 March 2016: ₹15.06 crore) has not been recognised since this proposed dividend is subject to the approval of shareholders in the ensuing annual general meeting.

Note No.44 - Disclosure as per Ind AS 17 'Leases'

a) Operating leases

i. Leases as lessee

- The Group's leasing arrangements are in respect of operating leases of premises for office and land. An amount of ₹ 5.59 crore (31 March 2016: ₹ 4.39 crore) towards lease payments in respect of premises for offices and land are included under 'Rent' in Note 39.
- The Group has classified the arrangement with one of its suppliers as lease based on the principles enunciated in Appendix C of Ind AS 17 and accounted for as operating lease in accordance with those principles. An amount of ₹ 193.40 crore (31 March 2016: ₹ 214.32 crore) towards lease payments in respect of the arrangement are included under Lease rental expenses on assets under operating lease' in Note 35-'Operating expenses'
- The future minimum lease payments (MLPs) under non-cancellable leases in respect of the operating leases are as follows:

(₹ in crore)

	31 March 2017	31 March 2016	1 April 2015
Less than one year	184.96	196.83	217.63
Between one and five years	655.38	691.84	728.98
More than five years	1,614.50	1,765.68	1,925.30
	2,454.84	2,654.35	2,871.91

ii. Leases as lessor

- The Group has classified the arrangement with one of its customers as lease based on the principles enunciated in Appendix C of Ind AS 17 and accounted for as operating lease in accordance with those principles. An amount of ₹ 193.40 crore (31 March 2016: ₹ 214.32 crore) towards lease receipts in respect of the arrangement are included under 'Lease rentals on asset under operating lease' in Note 32- Revenue from operations. The future minimum lease payments (MLPs) under non-cancellable leases in respect of the same are as follows:

(₹ in crore)

	31 March 2017	31 March 2016	1 April 2015
Less than one year	184.96	193.40	214.32
Between one and five years	655.38	689.17	722.95
More than five years	1,614.50	1,765.68	1,925.30
	2,454.84	2,648.25	2,862.57

b) Finance leases

i. Leases as lessee

- Leasehold land acquired by the Group are capitalised at the present value of the total minimum lease payments to be paid over the lease term. Future lease rentals are recognised as 'Finance lease obligations' at their present values. The leasehold land is amortised considering the significant accounting policies of the Group.
- The Group has classified the arrangement with one of its suppliers in the nature of lease based on the principles enunciated in Appendix

C of Ind AS 17, 'Leases' and accounted for as finance lease in accordance with those principles.

- c) The future minimum lease payments (MLPs) under non-cancellable leases in respect of the same are as follows:

(₹ in crore)

	31 March 2017		31 March 2016		1 April 2015	
	MLPs	Present value of MLP	MLPs	Present value of MLP	MLPs	Present value of MLP
Less than one year	144.72	37.76	123.07	19.45	182.74	74.13
Between one and five years	639.16	191.16	522.68	158.38	513.71	127.60
More than five years	1,825.21	491.64	1,997.43	556.59	2,119.64	589.76
Total minimum lease payments	2,609.08	720.56	2,643.18	734.42	2,816.09	791.49
Less amounts representing unearned finance income	720.56		734.42		791.49	
Present value of minimum lease payments	1,888.53	720.56	1,908.76	734.42	2,024.60	791.49

ii Leases as lessor

The Group has classified the arrangement with one of its customers in the nature of lease based on the principles enunciated in Appendix C of Ind AS 17, 'Leases' and accounted for as finance lease in accordance with those principles. The future minimum lease payments (MLPs) under non-cancellable leases in respect of the same are as follows:

(₹ in crore)

	31 March 2017		31 March 2016		1 April 2015	
	MLPs	Present value of MLP	MLPs	Present value of MLP	MLPs	Present value of MLP
Less than one year	144.64	37.76	122.99	19.45	182.66	74.13
Between one and five years	638.83	191.16	522.35	158.38	513.38	127.60
More than five years	1,819.71	490.93	1,991.85	555.88	2,113.98	589.05
Total minimum lease payments	2,603.18	719.85	2,637.19	733.71	2,810.02	790.78
Less amounts representing unearned finance income	719.85		733.71		790.78	
Present value of minimum lease payments	1,883.33	719.85	1,903.48	733.71	2,019.24	790.78

Note No.45 - Disclosure as per Ind AS 19 'Employee benefits'

(i) Defined contribution plans:

A. Provident fund

The Group pays fixed contribution to appropriate authorities. The contributions to the fund for the year are recognized as expense and are charged to the profit or loss. An amount of 1.55 crore (31 March 2016: ₹ 1.31 crore) for the year is recognised as expense on this account and charged to the Statement of Profit and Loss. "

(ii) Defined benefit plans:

A. Gratuity

- a) The Group has a defined benefit gratuity plan. Every employee who has rendered continuous service of five years or more is entitled to gratuity at 15 days salary (15/26 X last drawn basic salary) for each completed year of service subject to a maximum of ₹ 0.10 crore on superannuation, resignation, termination, disablement or on death.

Based on the actuarial valuation obtained in this respect, the following table sets out the status of the gratuity and the amounts

recognised in the Group's financial statements as at balance sheet date:

(₹ in crore)

	31 March 2017	31 March 2016	1 April 2015
Net defined benefit (asset)/liability :			
Gratuity (funded)	2.77	1.70	1.09
Total	2.77	1.70	1.09

Total employee benefit liabilities

(₹ in crore)

	31 March 2017	31 March 2016	1 April 2015
Non-current	2.75	1.68	1.08
Current	0.02	0.02	0.01
Total	2.77	1.70	1.09

Movement in net defined benefit (asset)/liability

(₹ in crore)

Particulars	Defined benefit obligation		Fair value of plan assets		Net defined benefit (asset) liability	
	31 March 2017	31 March 2016	31 March 2017	31 March 2016	31 March 2017	31 March 2016
Opening balance	2.39	1.80	0.69	0.71	1.70	1.09
Included in profit or loss:						
Current service cost	0.49	0.37	-	-	0.49	0.37
Interest cost (income)	0.20	0.14	(0.06)	(0.06)	0.14	0.09
Total amount recognised in profit or loss	0.69	0.51	(0.06)	(0.06)	0.63	0.46

Included in OCI:

(₹ in crore)

Actuarial loss (gain) arising from:	31 March 2017	31 March 2016	31 March 2017	31 March 2016	31 March 2017	31 March 2016
Demographic assumptions	0.04	(0.07)	-	-	0.04	(0.07)
Financial assumptions	0.41	0.08	0.01	0.01	0.42	0.09
Experience adjustment	(0.02)	0.15	-	-	(0.02)	0.14
Expenses for employee on deputation	-	(0.01)	-	-	-	(0.01)
Total amount recognised in other comprehensive income	0.43	0.15	0.01	0.01	0.44	0.15

Other

(₹ in crore)

	31 March 2017	31 March 2016	31 March 2017	31 March 2016	31 March 2017	31 March 2016
Benefits paid	0.18	0.07	0.18	0.07	-	-
Closing balance	3.33	2.39	0.56	0.69	2.77	1.70

B. Post-Retirement Medical Benefits (PRMB)

The Group has Post-Retirement Medical Facility Benefits (PRMB), under which the eligible retired employees and their spouses are provided medical facilities and an out-patient subject to a ceiling fixed by the Group. The liability for the same is recognised annually on the basis of actuarial valuation.

Based on the actuarial valuation obtained in this respect, the following table sets out the status of the PRMF and the amounts recognised in the Group's financial statements as at balance sheet date:

(₹ in crore)

Particulars	31 March 2017	31 March 2016	1 April 2015
Net defined benefit (asset)/liability :			
Non-current	0.62	0.12	0.50
Current	0.03	0.28	0.00
Total	0.65	0.40	0.50

Movement in net defined benefit (asset)/liability

(₹ in crore)

Particulars	Defined benefit obligation	
	31 March 2017	31 March 2016
Opening balance	0.40	0.50
Included in profit or loss:		
Current service cost	0.04	0.03
Interest cost (income)	-	0.03
Total amount recognised in profit or loss	0.04	0.06
Included in OCI:		
Financial assumptions	0.09	0.01
Experience adjustment	0.15	(0.15)
Total amount recognised in other comprehensive income	0.24	(0.14)
Contributions paid by the employer		
Benefits paid	0.03	0.02
Closing balance	0.65	0.40

C. Plan assets

Plan assets comprise the following

(₹ in crore)

	31 March 2017	31 March 2016	1 April 2015
Net defined benefit (asset)/liability :			
Insurer Managed Funds	87.75%	91.30%	91.55%
Current Bank Account	12.25%	8.70%	8.45%
Total	100%	100%	100%

Actual return on plan assets is ₹ 0.04 crore (31 March 2016: ₹0.05 crore).

D. Defined benefit obligations

i. Actuarial assumptions

The following were the principal actuarial assumptions at the reporting date:

(₹ in crore)

Particulars	31 March 2017	31 March 2016	1 April 2015
Discount rate	7.54%	8.00%	8.00%
Expected return on plan assets-Gratuity	7.54%	8.00%	8.00%
Salary escalation rate	6.50%-7%	6.00%	5.50%
Retirement age	60/62	60/62	60/62
Withdrawal rate	1-3%	1-3%	1-3%
In service mortality	IALM (2006-08)	IALM (2006-08)	IALM (2006-08)

The estimates of future salary increases considered in actuarial valuation, take account of inflation, seniority, promotion and other relevant factors, such as supply and demand in the employment market. Further, the expected return on plan assets is determined considering several applicable factors mainly the composition of plan assets held, assessed risk of asset management and historical returns from plan assets.

ii. Sensitivity analysis

Reasonably possible changes at the reporting date to one of the relevant actuarial assumptions, holding other assumptions constant, would have affected the defined benefit obligation by the amounts shown below.

(₹ in crore)

Particulars	31 March 2017		31 March 2016	
	Increase	Decrease	Increase	Decrease
Discount rate (0.50% movement)	(0.24)	0.28	(0.17)	0.17
Salary escalation rate (0.50% movement)	0.22	(0.20)	0.15	(0.14)

Although the analysis does not take account of the full distribution of cash flows expected under the plan, it does provide an approximation of the sensitivity of the assumptions shown.

The sensitivity analysis above have been determined based on a method that extrapolates the impact on defined benefit obligation as a result of reasonable changes in key assumptions occurring at the end of the reporting period. This analysis may not be representative of the actual change in the defined benefit obligations as it is unlikely that the change in assumptions would occur in isolation of one another as some of the assumptions may be correlated.

E. Risk exposure

Through its defined benefit plans, the Group is exposed to a number of risks, the most significant of which are detailed below:

a) Asset volatility

The plan liabilities are calculated using a discount rate set with reference to bond yields; if plan assets underperform this yield, this will create a deficit. Most of the plan asset investments are in fixed income securities with high grades and in government securities. These are subject to interest rate risk and the fund manages interest rate risk with derivatives to minimise risk to an acceptable. The equity securities are expected to earn a return in excess of the discount rate and contribute to the plan deficit. Any deviations from the range are corrected by rebalancing the portfolio. The Group intends to maintain the above investment mix in the continuing years.

b) Changes in discount rate

A decrease in discount rate will increase plan liabilities, although this will be partially offset by an increase in the value of the plans' assets holdings.

The Group actively monitors how the duration and the expected yield of the investments are matching the expected cash outflows arising from the employee benefit obligations. The Group has not changed the processes used to manage its risks from previous periods.

F. Expected maturity analysis of the defined benefit plans in future years

(₹ in crore)

Particulars	Less than 1 year	Between 1-2 years	Between 2-5 years	Over 5 years	Total
31 March 2017	0.19	0.08	0.33	2.98	3.58
31 March 2016	0.08	0.15	0.34	1.97	2.54
1 April 2015	0.20	0.13	0.16	1.63	2.13

G. Expected contributions to post-employment benefit plans for the year ending 31 March 2018 are 0.82 crore.

H. The weighted average duration of the defined benefit plan obligation at the end of the reporting period is as under:-

Particulars	31 March 2017	31 March 2016	1 April 2015
Gratuity	15.88 to 17.63	14.33 to 17.88	16.79 to 18.50
Post-retirement medical facility (PRMF)	5.63 to 17.04	5.79 to 17.88	4.62 to 17.86

Note No.46 - Disclosure as per Ind AS 24 'Related Party Disclosures'

a) List of Related parties:

i) Associates:

Krishna Godavari Power Utilities Limited
R.S. India wind energy Private Limited
Varam Bio Energy Private Limited
R.S. India Global Energy Limited

ii) Key Managerial Personnel (KMP):

A) Whole time directors

Shri Deepak Amitabh Chairman and Managing Director
Shri Arun Kumar Director (Finance) & CFO
Shri Ajit Kumar Director (Commercial & Operations)
Dr. Rajib Kumar Mishra Director (Marketing & Business Development)

Dr. Ashok Haldia Managing Director and CEO
Dr. Pawan Singh Whole time Director and CFO
Shri Rajender Mohan Malla Managing Director and CEO

B) Non-whole time directors

Shri Anil Razdan
Shri Dharendra Swarup
Shri Dipak Chatterjee
Shri H.L. Bajaj
Hemant Bhargava (Nominee director of Life Insurance Corporation of India)
Shri S Balachandran
Shri Ved Kumar Jain
Dr. Uddesh Kohli
Shri C R Muralidharan
Shri S S Kohli
Shri S K Tuteja
Shri R Nagarajan
Mrs. Subhalaxmi Panse
Mrs. Pravin Tripathi
Shri R N Nayak
Shri V Subramanian
iii) Entities having significance influence
NTPC Limited.
Power Grid Corporation of India Limited.
Power Finance Corporation Limited
NHPC Limited
iv) Others:
PTC Foundation
PTC India Gratuity Trust

b) Transactions with the related parties are as follows:

(₹ in crore)

Name of Related Party	Influence	Nature of Transaction	Year ending March 31, 2017	Year ending March 31, 2016	
NTPC Limited.	Entities having significance influence on the company	Director sitting fees to nominee directors	0.06	0.03	
		Professional charges	-	0.24	
Power Grid Corporation of India Limited.		Director sitting fees to nominee directors	0.01	0.01	
		Services received (wheeling charges)	-	0.03	
Power Finance Corporation Limited		Director sitting fees to nominee directors	0.06	0.07	
		Director sitting fees to nominee directors	0.03	0.02	
NHPC Limited	Non-executive independent director	Electricity traded through IEX	57.75	184.58	
		Services charges (IEX) (excluding service tax)	0.72	2.89	
Shri Anil Razdan		Director sitting fee		0.11	0.06
Shri Dharendra Swarup				0.19	0.10
Shri Dipak Chatterjee				0.10	0.10
Shri H.L. Bajaj				0.11	0.05
Life Insurance Corporation of India for its nominee director Shri Hemant Bhargava				0.02	0.05
Shri S Balachandran				-	0.11
Shri Ved Kumar Jain				0.23	0.14
Shri C R Muralidharan				-	0.07
Shri Pravin Tripathi				0.17	0.04
Shri S K Tuteja				0.09	0.10
Shri Surinder Singh Kohli				0.09	0.09
Shri Uddesh Kohli				-	0.09
Shri V Subramanian				-	0.03
Shri R N Nayak			0.03	-	
PTC Foundation	Controlled Trust		Contribution for CSR	0.34	-
Krishna Godavari Power Utilities Limited	Associates	Impairment allowance for long term investment	-	37.55	

(₹ in crore)

Compensation to Key management personnel	Influence	Year ending March 31, 2017	Year ending March 31, 2016
Shri Deepak Amitabh	Whole time director	1.20	1.03
- Short term employee benefits		1.12	1.00
- Post employment benefits		0.01	-
- Other long term benefits		0.07	0.03
Dr. Rajib Kumar Mishra *		0.97	0.79
- Short term employee benefits		0.90	0.76
- Post employment benefits		0.03	0.01
- Other long term benefits		0.04	0.02
Shri Ajit Kumar **		0.94	0.69
- Short term employee benefit		0.89	0.66
- Post employment benefits		0.02	0.01
- Other long term benefits		0.03	0.02
Shri Arun Kumar ***		0.97	0.75
- Short term employee benefits		0.88	0.63
- Post employment benefits		0.01	0.03
- Other long term benefits		0.08	0.09
Shri Rajender Mohan Malla ****		-	0.30
- Short term employee benefits		-	0.30
Dr. Ashok Haldia*****		0.98	1.04
- Short term employee benefits		0.97	0.83
- Post employment benefits		0.01	0.04
- Other long term benefits		0.00	0.17
Dr. Pawan Singh		0.81	0.77
- Short term employee benefits		0.76	0.71
- Post employment benefits		0.02	0.02
- Other long term benefits		0.03	0.04
Total Compensation to Key management personnel			5.87

* Became director w.e.f. 24th February 2015

** Became director w.e.f. 2nd April 2015

*** Became director w.e.f. 16th June 2015

**** Superannuation w.e.f. 15th May, 2015

***** Became director w.e.f. 7th July 2015

Equity Investment as at Balance Sheet date without provision for impairment loss

(₹ in crore)

Name of the company	Relationship	As at 31.03.2017	As at 31.03.2016	As at 01.04.2015
Krishna Godavari Power Utilities Limited	Associate	37.55	37.55	37.55
R.S. India Wind Energy Private Limited	Associate	47.37	47.37	47.37
Varam Bio Energy Private Limited	Associate	4.39	4.39	4.39
RS India Global Energy Limited	Associate	22.89	22.89	22.89

Investment in debentures at the balance sheet date without considering provision for impairment loss

(₹ in crore)

Name of the company	Relationship	As at 31.03.2017	As at 31.03.2016	As at 01.04.2015
Varam Bio Energy Private Limited	Associate	4.29	4.29	4.29

Provision for impairment loss

(₹ in crore)

Name of the company	Relationship	As at 31.03.2017	As at 31.03.2016	As at 01.04.2015
Krishna Godavari Power Utilities Limited (equity shares)	Associate	37.55	37.55	-
R.S. India Wind Energy Private Limited (equity shares)	Associate	47.37	47.37	47.37
Varam Bio Energy Private Limited (equity shares)	Associate	4.39	4.39	4.39
RS India Global Energy Limited (equity share)	Associate	22.89	22.89	22.89
Varam Bio Energy Private Limited (debentures)	Associate	4.29	4.29	4.29

Balance Outstanding

(₹ in crore)

Name of the company	Relationship	Nature	As at 31.03.2017	As at 31.03.2016	As at 01.04.2015
NHPC Limited	Significant Influence	Balance payable	-	2.27	4.62
PTC Foundation	Controlled Trust	Balance payable	0.24	-	-

Terms and conditions of transactions with the related parties

- Transactions with the related parties are made on normal commercial terms and conditions and at market rates.
- Outstanding balances of related parties at the year-end, are unsecured and interest free and settlement occurs through banking transaction. For the year ended 31 March 2017, the Group has not recorded any impairment of receivables relating to amounts owed by related parties (31 March 2016: ₹ Nil). This assessment is undertaken each financial year through examining the financial position of the related party and the market in which the related party operates.

Note No.47 - Disclosure as per Ind AS 36 'Impairment of Assets'

As required by Ind AS 36, an assessment of impairment of assets was carried out and based on such assessment, the Group has accounted impairment losses as below:

The Group has invested ₹ 37.55 crore as 49% of equity in its associate "Krishna Godavari Power Utilities Limited (KGPUL)" for 60 MW Thermal imported coal based project. The project was 90% completed and further progress on the project was stopped due to paucity of funds. One of the lenders has carried out the valuation of assets of the project and based on the valuation report, the Group has recognized an impairment loss of ₹ 37.55 crore in respect of such investment and disclosed as an exceptional item in the Statement of Profit and Loss for the year ended 31 March, 2016.

The Group had contributed equity of ₹ 23.40 crore constituting 48% in R.S. India Global Energy Limited (₹ 21.60 crore in FY 2008-09 and ₹ 1.80 crore in FY 2009-10). The Group came to know that RSIGEL and its promoters had made several misrepresentations and induced the Group to invest money as equity in RSIGEL (even project has also not come up). On prudent basis, the Group had made 100% provision for diminution in value of investment in FY 2014-15 without considering the underlying value of investment. The Group is taking suitable steps under civil and criminal law to safeguard its investments and recover the same including enforcing its rights as shareholder.

In the year 2014-15, based on an independent investigation into the affairs of R. S. India Wind Energy Private Limited (Associate), the Group had concluded that in earlier years, the Associate and its promoters had misrepresented various facts to it and induced it to make investments aggregating ₹ 61.12 crore in the Associate. The Group had filed a criminal complaint against the Associate and its promoters and is taking suitable steps both under civil and criminal law to safeguard its investments and to recover the same. Pending outcome thereof, the Group has fully provided for the diminution in value of investment held in this Associate.

Note No 48 - Fair Value Measurements

(a) Financial instruments by category

(₹ in crore)

Particulars	31 March 2017			31 March 2016			1 April 2015		
	FVTPL	FVTOCI	Amortised Cost	FVTPL	FVTOCI	Amortised Cost	FVTPL	FVTOCI	Amortised Cost
Financial assets									
Investments									
- Equity instruments	-	401.46	-	-	523.22	-	-	920.35	-
- Mutual funds	572.19	-	-	478.90	-	-	582.47	-	-
Derivative assets	18.05	-	-	29.54	-	-	34.69	-	-
Trade Receivables	-	-	3,290.81	-	-	3,710.28	-	-	2,803.86
Cash and bank balances	-	-	301.26	-	-	222.41	-	-	341.66
Investments in optionally convertible debentures	-	-	-	100.00	-	-	100.00	-	-
Loans	-	-	9,902.90	-	-	7,919.11	-	-	5,645.25
Finance lease receivables	-	-	719.85	-	-	733.71	-	-	790.78
Other financial assets	-	-	508.82	-	-	483.38	-	-	647.73
	590.24	401.46	14,723.64	608.44	523.22	13,068.89	717.16	820.35	10,229.28
Financial liabilities									
Borrowings	-	-	9,388.33	-	-	7,112.12	-	-	5,634.55
Trade payables	-	-	2,737.30	-	-	2,482.92	-	-	1,890.42
Other financial liabilities	-	-	1,091.76	-	-	746.87	-	-	326.15
	-	-	13,217.39	-	-	10,341.91	-	-	7,851.12

(b) Fair value hierarchy

This section explains the judgements and estimates made in determining the fair values of the financial instruments that are (a) recognised and measured at fair value and (b) measured at amortised cost and for which fair values are disclosed in the financial statements. To provide an indication about the reliability of the inputs used in determining fair value, the Group has classified its financial instruments into the three levels prescribed under the accounting standard. An explanation of each level follows underneath the table.

(₹ in crore)

Financial assets and liabilities measured at fair value- recurring fair value measurement As at 31 March 2017	Level 1	Level 2	Level 3	Total
Financial assets:				
Investments in unquoted equity instruments	-	-	401.46	401.46
Derivative instruments	-	18.05	-	18.05
Investments in mutual funds	-	572.19	-	572.19
Total	-	590.24	401.46	991.70

(₹ in crore)

Financial assets and liabilities measured at fair value- recurring fair value measurement As at 31 March 2016	Level 1	Level 2	Level 3	Total
Financial assets:				
Investments in unquoted equity instruments	-	-	523.22	523.22
Investments in optionally convertible debentures	-	-	100.00	100.00
Derivative instruments	-	29.54	-	29.54
Investments in mutual funds	43.07	435.83	-	478.90
	43.07	465.37	623.22	1,131.66

(₹ in crore)

Financial assets and liabilities measured at fair value- recurring fair value measurement As at 31 March 2015	Level 1	Level 2	Level 3	Total
Financial assets:				
Investments in unquoted equity instruments	-	-	820.35	820.35
Investments in optionally convertible debentures	-	-	100.00	100.00
Derivative instruments	-	34.69	-	34.69
Investments in mutual funds	39.80	542.67	-	582.47
	39.80	577.36	920.35	1,537.51

The fair value of financial assets and liabilities are included at the amount that would be received to sell an assets and paid to transfer a liability in an orderly transaction between market participants.

Fair values are categorised into different levels in a fair value hierarchy based on the inputs used in the valuation techniques as follows.

Level 1: Level 1 hierarchy includes financial instruments measured using quoted prices. This includes investments in quoted equity instruments. Quoted equity instruments are valued using quoted prices at stock exchanges.

Level 2: The fair value of financial instruments that are not traded in an active market is determined using valuation techniques which maximise the use of observable market data and rely as little as possible on entity specific estimates. If all significant inputs required to fair value an instrument are observable, the instrument is included in level 2. This level includes mutual funds which are valued using the closing NAV.

Level 3: If one or more of the significant inputs is not based on observable market data, the instrument is included in level 3. This is the case for unquoted equity instruments included in level 3.

There have been no transfers in either direction for the years ended 31 March 2017, 2016 and 2015.

Valuation technique used to determine fair value

Specific valuation techniques used to value financial instruments include:

- the use of quoted market prices

- the fair value of the remaining financial instruments is determined using discounted cash flow, net adjusted asset value, book value analysis, sale price observable in the market.

- The Group's foreign currency and interest rate derivative contracts are not traded in active markets. Fair valuation of such instruments are provided by the dealer who are recognised banks and use widely acceptable techniques. The effects of non-observable inputs are not significant for foreign currency forward contracts.

- The Group performs valuations in consultation with third party valuation specialists for complex valuations. Valuation techniques are selected based on the characteristics of each instrument, with the overall objective of maximising the use of market-based information.

- Management uses its best judgment in estimating the fair value of its financial instruments. However, there are inherent limitations in any estimation technique. Therefore, for substantially all financial instruments, the fair value estimates presented above are not necessarily indicative of all the amounts that the Group could have realized or paid in sale transactions as of respective dates. as such, the fair value of the financial instruments subsequent to the respective reporting dates may be different from the amounts reported at each Year end.

Fair value of the Group's financial assets and financial liabilities that are not measured at fair value (but fair value disclosures are required)

Except as detailed out in the following table, the management considers that the carrying amounts of financial assets and financial liabilities recognised in the consolidated financial statements approximate their fair values.

(₹ in crore)

Particulars	As at March 31, 2017		As at March 31, 2016		As at April 1, 2015	
	Carrying amount	Fair value	Carrying amount	Fair value	Carrying amount	Fair value
Financial Liabilities						
Infrastructure Bonds	169.14	210.23	192.00	201.96	198.52	180.18
Debentures	449.78	423.72	449.02	447.66	89.88	90.08

(₹ in crore)

Particulars	Fair value hierarchy			
	As at March 31, 2017			
	Level 1	Level 2	Level 3	Total
Financial Liabilities at amortised cost				
Infrastructure Bonds	-	-	210.23	210.23
Debentures	-	-	423.72	423.72

(₹ in crore)

Particulars	Fair value hierarchy			
	As at March 31, 2016			
	Level 1	Level 2	Level 3	Total
Financial Liabilities at amortised cost				
Infrastructure Bonds	-	-	201.96	201.96
Debentures	-	-	447.66	447.66

(₹ in crore)

Particulars	Fair value hierarchy			
	As at April 1, 2015			
	Level 1	Level 2	Level 3	Total
Financial Liabilities at amortised cost				
Infrastructure Bonds	-	-	180.18	180.18
Debentures	-	-	90.08	90.08

C) Fair value of financial assets and liabilities measured at amortised cost

The carrying amounts of trade receivables, cash and cash equivalents, other bank balances, trade payables, other financial liabilities and other financial assets are considered to be the same as their fair values, due to their short-term nature.

The carrying values for finance lease receivables approximates the fair value as these are periodically evaluated based on credit worthiness of customer and allowance for estimated losses is recorded based on this evaluation.

The fair values for lease obligation were calculated based on cash flows discounted using a current discount rate. The carrying amount of finance less obligation approximate its fare value. They are classified as level 3 fair values in the fair value hierarchy due to the inclusion of unobservable inputs.

For financial assets and liabilities that are measured at fair value, the carrying amounts are equal to the fair values.

Note No.49 . Financial Risk Management

The Group's activities expose it to market risk, liquidity risk and credit risk. This note explains the sources of risk which the entity is exposed to and how the entity manages the risk and the related impact in the financial statements.

Risk	Exposure arising from	Measurement	Management
Credit Risk	Loan receivables, Cash and bank balances, trade receivables, derivative financial instruments, financial assets measured at amortised cost	Ageing analysis Credit ratings	Investment policy for bank deposits, credit limits and letters of credit/ bank guarantee. Credit risk analysis, diversification of customers/asset base, credit limits and collateral.
Liquidity risk	Borrowings & Other liabilities	Rolling cash flow forecasts	Availability of committed credit lines and borrowing facilities. Monitoring of receivables and exposure limit
Market risk - foreign currency risk	- Future commercial transactions - Recognised financial assets and liabilities not denominated in Indian rupee (₹)	Cash flow forecasting Sensitivity analysis	Foreign currency risk management policy. Hedging mechanism/ derivative contracts.
Market risk - interest rate	Non-current borrowings at variable rates	Sensitivity analysis	Interest rate swaps
Market risk - Equity price risk	Investments in equity securities	Sensitivity analysis. IRR expectation	Invested as per strategic decisions made by the Board. Nominee in the board of investee company. Portfolio diversification, exposure limits
Market risk - net asset value	Investments in mutual funds	Sensitivity analysis	Investment limits, performance ratings etc

Risk management framework

The Group's activities make risk an integral and unavoidable component of business. The Group manages risks in a proactive and effective manner and has taken adequate measures to address such concerns by developing adequate systems and practices.

In order to institutionalize the risk management process in the Group, there is a Risk Management Group (RMG) and an elaborate Risk Management Policy (RMP) has been formulated.

Governance Framework

The Governance framework of the Risk Management process is constituted by three layers of authority:

- i) Board of Directors and Audit Committee
- ii) Executive Management Team
- iii) Functional Head(s)

The process of escalation to and monitoring of risks by the three layers in the Governance framework is built around the following key facilitating roles. A cross functional team approach has been followed to establish a workable and business focused risk management process in the PTC Group.

- i) Chief Risk Officer (reporting to Audit Committee)
- ii) Risk Owners (typically Vice President level functionaries reporting to Functional Heads)
- iii) Risk Monitors

Roles and Responsibilities

Board and Audit Committee: The Board, on the recommendation of Audit Committee, approves the risk management policy framework and process and

takes various decisions related to risk management policy and process.

Chief Risk Officer (CRO): The CRO provides inputs and insights in the establishment, monitoring and structuring risk management process and further monitor its compliance in accordance with relevant provisions of the policy. CRO coordinates between the Board and Executive Management Team to establish an advance / proactive risk reporting system, based on ethical principles, so that risks are understood in a simple and transparent manner.

Executive Management Team: The CEO, Whole Time Directors and other Functional heads of respective Business Units / Functions constitute the Executive Management Team. By virtue of their roles, they are the best equipped to have knowledge and understanding of their respective business functions. Hence, they constitute the first layer of risk review and escalation by risk owners.

Risk Owners: Risk Owners have been delegated the ownership of risks. The Risk Owner is typically an officer of a sufficiently experienced level like Vice President / Sr. Vice President. The risk owner's responsibilities are guided in accordance with the relevant sections of the Risk Management Policy.

Risk Management Group: Members of the Risk Management Group, supporting the CRO, monitor effective implementation and compliance of the risk management policy. They coordinate among various managerial levels of PTC and the Group Companies to establish processes and ensure smooth and timely flow of information.

Risk Monitors: Risk monitors in each Business Unit constitute a cross functional team that works closely to engage in the deployment of an active risk management process that permeates the group. A Risk Monitor a) takes up new risks for discussion b) helps evolve risk responses and c) works as an extended arm of Risk Management Group in the unit / function in managing and reporting risks.

The RMG meets every quarter or as needed. Risks are regularly monitored through reporting of key performance indicators and tools like Risk Matrix at transaction level. Outcomes/exceptions and aggregate level reports are submitted for information of the Board of Directors.

Group on Common Exposures: Constituted for consultation of senior management of PTC and group companies on exposures to common customers

Credit risk

Credit risk is the risk of financial loss to the Group if a customer or counterparty to a financial instrument fails to meet its contractual obligations resulting in a financial loss to the Group. Credit risk arises principally from trade receivables, investment in debt securities, loans & advances (including loan financing), cash & cash equivalents and deposits with banks and financial institutions.

Credit risk management policy provides for identification and assessment of credit risk, assessment and management of portfolio credit risk, and risk monitoring and control. The issues relating to the establishment of exposure limits for various categories, for example, based on geographical regions, fuel specific, industry and rating are also covered. The policy also deals with rating models aiming at high quality, consistency and uniformity in the appraisal of proposals.

The Group has Risk Governance System. To determine whether operations are within the risk appetite of the organisation at any given time, the following parameters are reported to the appropriate layer of the Risk Governance system, and in particular to the Board of Directors and Audit Committee periodically:-

For Marketing -

- a) Short Term: List of all open positions and periods involved in each such position; this is reported on a periodic basis to ensure timely corrective action in case of exigency.
- b) Long-Term: List of all agreements where take-or-pay liability was taken by PTC and periods involved in each such position; this is reported on at least a periodic basis to ensure timely corrective action in case of exigency.

Trade receivables

The company mainly sells electricity to bulk customers comprising mainly state power utilities owned by State Governments. The company has no experience of significant impairment losses in respect of trade receivables in the past years.

For purchase of power through Power Exchange(s), the company either takes payments from the clients on advance basis or ensures security mechanism in the form of Bank Guarantee/ Letter of Credits.

Investments in marketable securities

The Group invests in marketable securities to churn its short term working capital funds.

The Board of directors has established an investment policy by taking into account liquidity risk as well as credit risk. The investment policy prescribes guidelines for investible funds on fulfillment of certain conditions i.e investment in AMC who invest as per SEBI Guidelines, limit of investment in single AMC, performance rating etc. The Group's treasury department operates in line with such policy. The treasury department actively monitors the return rate and maturity period of the investments. The Group has not experienced any significant impairment losses in respect of any of the investments.

Loans & advances

The Group has given open access advances and security deposits. The open access advances are paid on account of state owned power utilities, hence the risk is insignificant. Security deposits are made mostly on back to back basis. The PTC India Financial Services Limited is not exposed to any significant credit risk exposure to any single counter party or any Company of counter parties having similar characteristics. Based on historical information about customer default rates, management considers the credit quality of its receivables that are not past due or impaired to be good.

Cash and cash equivalents

The Group held cash and cash equivalents of ₹ 294.26 crore (31 March 2016: ₹ 203.58 crore, 1 April, 2015: ₹ 273.42 crore). The cash and cash equivalents are held with banks with high credit ratings.

Deposits with banks and financial institutions

The Group held deposits with banks and financial institutions of ₹ 7.00 crore (31 March 2016: ₹ 18.83 crore, 1 April 2015: ₹ 68.24 crore). In order to manage the risk, the Group makes these deposit with high credit rating as per investment policy of the Group.

(i) Exposure to credit risk

The carrying amount of financial assets represents the maximum credit exposure. The maximum exposure to credit risk at the reporting date was:

(₹ in crore)

Particulars	31 March 2017	31 March 2016	1 April 2015
Financial assets for which loss allowance is measured using 12 months Expected Credit Losses (ECL)			
Non-current investments	401.46	623.22	960.16
Non-current loans	9,702.64	7,718.79	5,444.90
Current investments	572.19	478.90	542.67
Cash and cash equivalents	294.26	203.58	273.42
Other bank balances	7.00	18.83	68.24
Current loans	200.26	200.32	200.35
Other current financial assets	508.82	481.75	647.72
Other non-current financial assets	18.05	29.54	34.69
Total	11,704.68	9,754.93	8,172.15
Financial assets for which loss allowance is measured using Life time Expected Credit Losses (ECL)			
Trade receivables	3,290.81	3,710.28	2,803.86
Other non-current financial assets	719.85	735.34	790.78
Total	4,010.66	4,445.62	3,594.64

(ii) Provision for expected credit losses

(a) Financial assets for which loss allowance is measured using 12 month expected credit losses

The Group has assets where the counter- parties have sufficient capacity to meet the obligations and where the risk of default is very low. Accordingly, loss allowance for impairment has been recognised as disclosed later in this note under "Reconciliation of impairment loss provisions".

(b) Financial assets for which loss allowance is measured using life time expected credit losses

The Group has customers (State government utilities) with sufficient capacity to meet the obligations and therefore the risk of default is negligible or low. Further, management believes that the unimpaired amounts that are past due by more than 30 days are still collectible in full, based on historical payment behaviour and extensive analysis of customer credit risk. However, the management has made provision for expected impairment loss for the parties identified on case to case basis.

(c) Loan financing

In case of loan financing, impairment amount calculated as per expected credit loss model is lower than the amount of provision required on non-performing/stressed assets as per the RBI prudential norms. Keeping in view the regulatory requirements and prudence approach, the Group has continued with the provision as required by the RBI Prudential Norms.

(iii) Ageing analysis of trade receivables

The ageing analysis of the trade receivables is as below:

(₹ in crore)

Ageing	0-30 days past due	31-90 days past due	91-180 days past due	180 days-365 days past due	More than 1 year less than 3 years	More than 3 years past due	Total
Gross carrying amount as 31.3.2017	1,335.70	568.97	460.41	205.46	503.85	223.72	3,298.11
Gross carrying amount as 31.3.2016	1,345.23	718.83	474.16	486.23	294.06	395.87	3,714.38
Gross carrying amount as 01.4.2015	870.38	358.33	437.66	266.08	505.38	368.93	2,806.76

(iv) Reconciliation of impairment loss provisions

The movement in the allowance for impairment in respect of financial assets during the year was as follows:

(₹ in crore)

Particulars	Allowance for credit losses	Contingent provision against standard assets	Investments	Trade receivables	Advances	Total
Balance as at 1 April 2015	13.92	67.02	78.94	2.90	2.03	164.81
Impairment loss recognised	82.84	12.35	37.55	1.20	(1.09)	132.85
Amounts written off/ transferred	19.05	(19.05)	-	-	-	-
Balance as at 31 March 2016	115.81	60.32	116.49	4.10	0.94	297.66
Impairment loss recognised	77.94	35.79	-	3.20	-	116.93
Balance as at 31 March, 2017	193.75	96.11	116.49	7.30	0.94	414.59

Based on historic default rates, the Group believes that, apart from the above, no impairment allowance is necessary in respect of any other assets.

Liquidity risk

Liquidity risk is the risk that the Group will encounter difficulty in meeting the obligations associated with its financial liabilities that are settled by delivering cash or another financial asset. The Group's approach to managing liquidity is to ensure, as far as possible, that it will always have sufficient liquidity to meet its liabilities when due, under both normal and stressed conditions, without incurring unacceptable losses or risking damage to the Group's reputation.

The Group has an appropriate liquidity risk management framework for the management of short, medium and long term funding and liquidity management requirements. The Group manages liquidity risk by maintaining adequate cash reserves and marketable securities, banking facilities and reserve borrowing facilities by continuously monitoring forecast and actual cash flows and matching the maturity profiles of financial assets and liabilities.

The Group's treasury department is responsible for managing the short term and long term liquidity requirements of the Group. Short term liquidity situation is reviewed daily by Treasury. Management of the Group monitors forecast of liquidity position and cash and cash equivalents on the basis of expected cash flows. The Asset Liability Management Policy aims to align market risk management with overall strategic objectives, articulate current interest rate view and determine pricing, mix and maturity profile of assets and liabilities. The asset liability management policy involves preparation and analysis of liquidity gap reports and ensuring preventive and corrective measures. It

also addresses the interest rate risk by providing for duration gap analysis and control by providing limits to the gaps. The Board of directors has established an investment policy by taking into account liquidity risk as well as credit risk. The Group's treasury department operates in line with such policy. Long term liquidity position is reviewed by the Board of Directors and appropriate decisions are taken according to the situation.

Commercial department monitor the Group's net liquidity position by monitoring the level of expected cash inflows on trade and other receivables together with expected cash outflows on trade and other payables.

Typically the Group ensures that it has sufficient cash on demand to meet expected operational expenses and payments to trade payables including the servicing of financial obligations, this excludes the potential impact of extreme circumstances that cannot reasonably be predicted, such as natural disasters.

(i) Financing arrangements

The Group had access to the following undrawn borrowing facilities at the end of the reporting period:

(₹ in crore)

Particulars	31 March 2017	31 March 2016	1 April 2015
Floating-rate borrowings			
Cash credit	474.82	607.37	550.13
Short term loans	700.00	100.00	1,200.01
Short term loans interchangeable with non-fund based limits	400.00	400.00	273.85
Long Term Loans	1,818.89	1,818.10	1,688.00
Total	3,393.71	2,925.47	3,711.99

(ii) Maturities of financial liabilities

The following are the contractual maturities of financial liabilities, based on contractual cash flows:

31 March 2017

(₹ in crore)

Contractual maturities of financial liabilities	Contractual cash flows				
	Less than 1 year	1-3 year	3-5 year	More than 5 years	Total
Financial liabilities					
Borrowings	3,422.75	1,664.04	1,441.64	2,749.81	9,278.24
Finance lease obligations	37.76	75.98	76.59	530.23	720.56
Other financial liabilities	3,218.59	-	-	-	3,218.59

31 March 2016

(₹ in crore)

Contractual maturities of financial liabilities	Contractual cash flows				
	Less than 1 year	1-3 year	3-5 year	More than 5 years	Total
Financial liabilities					
Borrowings	1,999.21	1,564.54	1,514.71	1,910.72	6,989.18
Finance lease obligations	19.45	79.16	79.22	556.59	734.42
Trade and other payables	2,618.31	-	-	-	2,618.31

1 April 2015

(₹ in crore)

Contractual maturities of financial liabilities	Contractual cash flows				
	Less than 1 year	1-3 year	3-5 year	More than 5 years	Total
Financial liabilities					
Borrowings	1,343.38	796.56	993.90	1,968.09	5,101.93
Finance lease obligations	74.13	49.12	78.48	589.76	791.49
Trade and other payables	1,957.70	-	-	-	1,957.70

Market risk

Market risk is the risk that changes in market prices, such as foreign exchange rates and interest rates, will affect the Group's income or the value of its holdings of financial instruments. The objective of market risk management is to manage and control market risk exposures within acceptable parameters, while optimising the return.

The Board of directors is responsible for setting up of policies and procedures to manage market risks of the Group. At present, the Group has a Forex Risk Management Policy for hedging of foreign currency risk.

Currency risk

The Group is exposed to foreign currency risk on certain transactions that are denominated in a currency other than entity's functional currency, hence exposure to exchange rate fluctuations arises. The risk is that the functional currency value of cash flows will vary as a result of movements in exchange rates. The Group is exposed to foreign exchange risk arising from foreign currency transactions. The policy on foreign exchange risk management covers the management of foreign exchange risk related to existing and future foreign currency loans or any other foreign exchange risks derived from borrowing and lending. The objective of the policy is to serve as a guideline for transactions to be undertaken for hedging of foreign exchange related risks. It also provides guiding parameters within which the Asset Liability Management Committee can take decisions for managing the above mentioned risks. Foreign exchange risk arises from recognised assets and liabilities denominated in a currency that is not the functional currency of the Group. The Group as per its overall strategy uses derivative contracts to mitigate its risks associated with fluctuations in foreign currency and interest rates on borrowings. The Group does not use derivative contracts for speculative purposes.

The currency profile of financial assets as at March 31, 2017, March 31, 2016 and April 1, 2015 are as below:

31 March 2017

Particulars	31-Mar-17	31-Mar-16	1-Apr-15
		USD	
Financial assets			
Foreign currency loan	491.31	425.50	448.92
Trade and other receivables (₹ in crore)	160.80	173.05	155.52

Sensitivity analysis

A strengthening of the Indian Rupee, as indicated below, against the USD at 31 March would have increased (decreased) equity and profit or loss by the amounts shown below. This analysis is based on foreign currency exchange rate variances that the Group considered to be reasonably possible at the end of the reporting period. The analysis is performed on the same basis for previous year

as indicated below.

a) Trade receivables

(₹ in crore)

Particulars	As at March 31, 2017	As at March 31, 2016
USD sensitivity*		
INR/USD- increase by 5%	2.01	2.16
INR/USD- decrease by 5%	(2.01)	(2.16)

b) other-foreign currency denominated financial instruments

The sensitivity to changes in the exchange rates arises mainly from foreign currency denominated financial instruments.

(₹ in crore)

Particulars	As at March 31, 2017	As at March 31, 2016
USD sensitivity*		
INR/USD- increase by 400 bp (31 March 2016 500 bp)	14.30	21.27
INR/USD- decrease by 400 bp (31 March 2016 500 bp)	(14.30)	(21.27)

* Holding all other variables constant

Liabilities

Interest rate risk

The Group is exposed to interest rate risk arising mainly on long term loans and borrowings, finance lease obligations and financial lease receivables. The Group is exposed to interest rate risk because the cash flows will fluctuate with changes in interest rates. The policy of the Group is to minimise interest rate cash flow risk exposures. As at March 31, 2017, the Group is exposed to changes in market interest rates through loans and bank borrowings at variable interest rates.

Interest rate risk exposure

Below is the overall exposure of the Group to interest rate risk:

(₹ in crore)

Particulars	As at March 31, 2017	As at March 31, 2016	As at April 1, 2015
Variable rate borrowing	6,778.37	5,153.38	4,543.52
Finance lease obligations	720.56	734.42	791.49
Fixed rate borrowing	2,499.87	1,835.79	558.41
Total borrowings	9,998.80	7,723.59	5,893.42

Sensitivity

Below is the sensitivity of profit or loss and equity changes in interest rates:-

(₹ in crore)

Particulars	As at March 31, 2017	As at March 31, 2016
Interest sensitivity*		
Interest rates – increase by 100 basis points (31 March 2016 100 bps)	(58.47)	(50.34)
Interest rates – decrease by 100 basis points (31 March 2016 100 bps)	58.47	50.34

* Holding all other variables constant

Assets

The Group's fixed deposits are carried at amortised cost and are fixed rate deposits. They are therefore not subject to interest rate risk as defined in Ind AS 107, since neither the carrying amount nor the future cash flows will fluctuate because of a change in market interest rates.

Interest rate risk exposure

Below is the overall exposure of the loans:-

Particulars	(₹ in crore)		
	As at March 31, 2017	As at March 31, 2016	As at April 1, 2015
Variable rate loans	8,536.99	6,067.95	3,372.54
Finance lease receivables	719.85	733.71	790.78
Fixed rate loans	2,055.03	2,425.35	2,915.11
Total loans	11,311.87	9,227.01	7,078.43

Sensitivity

Below is the sensitivity of profit or loss and equity changes in interest rates:-

Particulars	(₹ in crore)	
	As at March 31, 2017	As at March 31, 2016
Interest sensitivity*		
Interest rates – increase by 100 basis points (31 March 2016 100 bps)	85.40	61.13
Interest rates – decrease by 100 basis points (31 March 2016 100 bps)	(85.40)	(61.13)

* Holding all other variables constant

Cash flow hedge

The Group has a derivative contract which is entered into as an economic hedge of the financial risks of the Group. This contract meets the hedge accounting criteria as per Ind AS 109 and has been accounted as cash flow hedge.

Changes in fair value of foreign currency derivative contract, to the extent determined to be an effective is recognised in other comprehensive income and the ineffective portion of the fair value change is recognised in income statement. Accordingly, the fair value change in derivative instrument of (net loss) ₹ 5.93 crore (net of tax) was recognised in other comprehensive income which has been netted off from the net gain on account of reinstatement of underlying instrument of ₹ 1.70 crore (net of tax).

Fair value sensitivity analysis for fixed-rate instruments

The Group's fixed rate instruments are carried at amortised cost. They are therefore not subject to interest rate risk, since neither the carrying amount nor the future cash flows will fluctuate because of a change in market interest rates.

Note No.50 - First-time adoption of Ind AS

Transition to Ind AS

These are the Group's first Consolidated Financial Statements in accordance with Ind AS. For periods up to and including the year ended 31 March 2016, the Group prepared its financial statements in accordance with previous GAAP, including accounting standards notified under the Companies (Accounting Standards) Rules, 2006 (as amended). The effective date for Group's Ind AS Opening Balance Sheet is 1 April 2015 (the date of transition to Ind AS).

The accounting policies set out in Note 1 have been applied in preparing the financial statements for the year ended 31 March 2017, the comparative

information presented in these financial statements for the year ended 31 March 2016 and in the preparation of an opening Ind AS Balance Sheet at 1 April 2015 (the Group's date of transition). According to Ind AS 101, the first Ind AS Financial Statements must use recognition and measurement principles that are based on standards and interpretations that are effective at 31 March 2017, the date of first-time preparation of Financial Statements according to Ind AS. These accounting principles and measurement principles must be applied retrospectively to the date of transition to Ind AS and for all periods presented within the first Ind AS Financial Statements.

Any resulting differences between carrying amounts of assets and liabilities according to Ind AS 101 as of 1 April 2015 compared with those presented in the previous GAAP Balance Sheet as of 31 March 2015, were recognized in equity under retained earnings within the Ind AS Balance Sheet.

An explanation of how the transition from previous GAAP to Ind AS has affected the Group's financial position, financial performance and cash flows is set out in the following tables and notes.

Optional exemptions availed and mandatory exceptions

In the Ind AS Opening Balance Sheet as at 1 April 2015, the carrying amounts of assets and liabilities from the previous GAAP as at 31 March 2015 are generally recognized and measured according to Ind AS in effect as on 31 March 2017. For certain individual cases, however, Ind AS 101 provides for optional exemptions and mandatory exceptions to the general principles of retrospective application of Ind AS. The Group has made use of the following exemptions and exceptions in preparing its Ind AS Opening Balance Sheet:

Business combinations

The Group has elected not to apply IND AS 103 Business Combinations retrospectively to business combinations that occurred before the date of transition.

Property, plant and equipment & Intangible assets

Ind AS 101 permits a first-time adopter to elect to continue with the carrying value for all of its property, plant and equipment and intangible assets as recognised in the financial statements as at the date of transition to Ind AS, measured as per the previous GAAP and use that as its deemed cost as at the date of transition.

Accordingly, the Group has elected to measure all of its property, plant and equipment and intangible assets at their previous GAAP carrying value.

Designation of previously recognised financial instruments

Ind AS 101 allows an entity to designate investments in equity instruments at FVOCI on the basis of the facts and circumstances at the date of transition to Ind AS.

The Group has elected to apply this exemption for its investment in equity investments in the following companies:

1. Teesta Urja Limited
2. Athena Energy Ventures Private Limited
3. Chenab Valley Power Projects Private Limited
4. East Coast Energy Private Limited
5. Adhunik Power and Natural Resources Limited

Arrangements containing a lease

Appendix C, Ind AS 17 requires an entity to assess whether an arrangement contains a lease at its inception. However, Ind AS 101 provides an option to make this assessment on the basis of facts and circumstances existing at the date of transition to Ind AS. The Group has elected to apply this exemption for such contracts/arrangements.

Estimates

An entity's estimates in accordance with Ind AS at the date of transition to Ind AS shall be consistent with estimates made for the same date in accordance with previous GAAP (after adjustments to reflect any difference in accounting policies), unless there is objective evidence that those estimates were in error.

Ind AS estimates as at 1 April 2015 are consistent with the estimates as at the same date made in conformity with previous GAAP. The Group made estimates for following items in accordance with Ind AS at the date of transition as these were not required under previous GAAP:

- Investment in equity instruments carried at FVTPL or FVTOCI;
- Investment in debt instruments carried at FVTPL; and
- Impairment of financial assets based on expected credit loss model.

Classification and measurement of financial assets

The Group has also elected the option under Ind AS 101 by not applying the requirement of Ind AS 109 in case of employee loans which requires that these shall be recognized initially at fair value and subsequently at amortized cost. As per the exemption, if an entity finds impracticable to apply retrospectively effective interest method, the fair value of the financial asset at the date of transition to Ind AS shall be the new amortized cost of that financial asset at the date of transition to Ind AS.

Impairment of financial assets

Impairment requirements under Ind AS 109 should be applied retrospectively based on the reasonable & supportable information i.e. available on transition date with undue cost or effort. The Group has applied impairment requirement retrospectively.

Employee stock option expense

Under the previous GAAP, the cost of equity-settled employee share-based plan were recognised using the intrinsic value method. Under Ind AS 102 Share-based payment, the cost of equity settled share-based plan is recognised based on the fair value of the options as at the grant date. However, IND AS 101 permits a first-time adopter not to apply Ind AS 102 Share-based Payment to equity instruments that were vested before the date of transition to Ind AS.

Accordingly, it has been elected to recognise the cost of equity-settled employee share-based plan using the intrinsic value method.

Capitalise exchange differences on foreign currency monetary items.

The Group has elected to carry forward its policy to capitalise exchange differences on foreign currency monetary items that existed on 1 April 2016.

Deemed cost for investment in associates:

As per Indian Accounting Standards (Ind AS), an entity is required to account for its investments in associates either

- a) at cost; or
- b) in accordance with Ind AS 109.

Such cost in (a) above shall be cost as per Ind AS 27 or deemed cost. The deemed cost of such an investment shall be its fair value on the date of transition to Ind AS or previous GAAP carrying amount at the date. The Group has elected to measure its investment in associate at deemed cost as determined in accordance with Ind AS 27 i.e. previous GAAP carrying amount of investment in associates as at 1st April, 2015.

Reconciliation between previous IGAAP and Ind AS

Ind AS 101 requires an entity to reconcile equity, total comprehensive income and cash flows for prior periods. The following tables represent the reconciliation from previous IGAAP to Ind AS.

Reconciliation of equity as at date of transition i.e. 1 April, 2015

(₹ in crore)

Particulars	Notes to first-time adoption	Previous GAAP *	Adjustments	Ind AS
ASSETS				
Non-current assets				
Property, plant and equipment	1(a) and 1(b)	46.30	(0.04)	46.26
Intangible assets		2.99	-	2.99
Investments in associates		37.55	-	37.55
Financial assets				
Investments	2	678.26	281.90	960.16
Loans	3	5,465.13	(20.23)	5,444.90
Other financial assets	4	34.69	716.65	751.34
Income tax assets (net)	15	35.50	0.01	35.51
Other non-current assets	1(b), 3(a) & 3(c)	0.40	0.46	0.86
Total non-current assets		6,300.82	978.75	7,279.57
Current assets				
Financial assets				
Investments	2 & 5	576.83	(34.16)	542.67
Trade receivables	6	2,524.10	279.76	2,803.86
Cash and cash equivalents		273.42	-	273.42
Bank balances other than cash and cash equivalents		68.24	-	68.24
Loans		200.35	-	200.35
Other financial assets	3(b) & 4	652.38	69.47	721.85
Other current assets	1(b), 3(a), 3(c), 6 & 14	73.28	6.33	79.61
Assets classified as held for sale	5	-	37.51	37.51
Total current assets		4,368.60	358.91	4,727.51
Total Assets		10,669.42	1,337.66	12,007.08
EQUITY AND LIABILITIES				
Equity				
Equity share capital		296.01	-	296.01
Other equity	1,2,3,4,7,11	2,786.42	219.49	3,005.91
Total equity attributable to owners of the parent		3,082.43	219.49	3,301.92
Non-controlling interests		574.87	112.29	687.16
Total equity		3,657.30	331.77	3,989.08
Non-current liabilities				
Financial liabilities				
Borrowings	1(a), 4 and 14	3,764.75	712.50	4,477.25
Other financial liabilities	3(b)	-	2.48	2.48
Provisions		70.82	-	70.82
Deferred tax liabilities (net)	11	1.47	43.78	45.25
Total non-current liabilities		3,837.04	758.76	4,595.80
Current liabilities				
Financial liabilities				
Borrowings	14	1,159.86	(2.56)	1,157.30
Trade payables	6	1,624.35	266.07	1,890.42
Other financial liabilities	4, 14	250.53	73.14	323.67
Other current liabilities	6	25.01	22.47	47.48
Provisions	7	112.71	(112.00)	0.71
Current tax liabilities (Net)		2.62	-	2.62
Total current liabilities		3,175.08	247.12	3,422.20
Total Equity and Liabilities		10,669.42	1,337.66	12,007.08

*The previous GAAP figures have been reclassified to conform to Ind AS presentation requirements for the purposes of this note.

Reconciliation of equity as at March 31, 2016

(₹ in crore)

Particulars	Notes to first-time adoption	Previous GAAP *	Adjustments	Ind AS
ASSETS				
Non-current assets				
Property, plant and equipment	1(a), 1(b) and 1(c)	386.27	(1.39)	384.88
Intangible assets		1.90	-	1.90
Financial Assets		-	-	-
Investments	2 (a)	538.28	84.94	623.22
Loans	3	7,742.60	(23.81)	7,718.79
Other financial assets	4 and 14	29.54	715.89	745.43
Income tax assets (net)		44.18	-	44.18
Other non-current assets	1(b), 3(a) & 3(c)	0.52	0.45	0.97
Total non-current assets		8,743.29	776.08	9,519.37
Current assets				
Financial assets				
Investments	2 (b)	470.71	8.19	478.90
Trade receivables	6	3,227.91	482.37	3,710.28
Cash and cash equivalents		203.58	-	203.58
Bank balances other than cash and cash equivalents		18.83	-	18.83
Loans		200.35	(0.03)	200.32
Other financial assets	3(b), 4	486.94	14.26	501.20
Current tax assets (Net)		45.00	-	45.00
Other current assets	1(b), 3(a), 3(c) & 14	104.92	(0.50)	104.42
Total current assets		4,758.24	504.29	5,262.53
Total Assets		13,501.53	1,280.37	14,781.90
EQUITY AND LIABILITIES				
Equity				
(a) Equity share capital		296.01	-	296.01
(b) Other equity	1,2,3,4,7,11	3,123.41	132.04	3,255.45
Total equity attributable to owners of the parent		3,419.42	132.04	3,551.46
Non-controlling interests		696.71	50.76	747.47
Total Equity		4,116.13	182.80	4,298.93
Non-current liabilities				
Financial liabilities				
Borrowings	1(a),1(b), 4 and 14	4,997.67	707.46	5,705.13
Other financial liabilities	3 (b)	-	6.64	6.64
Provisions		65.82	-	65.82
Deferred tax liabilities (net)	11	(11.40)	14.26	2.86
Total non-current liabilities		5,052.09	728.36	5,780.45
Current liabilities				
Financial liabilities				
Borrowings	14	1,407.62	(0.63)	1,406.99
Trade payables	6	2,010.56	472.36	2,482.92
Other financial liabilities	4, 14	722.99	17.24	740.23
Other current liabilities	6	42.47	10.01	52.48
Provisions	7	129.92	(129.77)	0.15
Current tax liabilities (Net)		19.75	-	19.75
Total current liabilities		4,333.31	369.21	4,702.52
Total Equity and Liabilities		13,501.53	1,280.37	14,781.90

*The previous GAAP figures have been reclassified to conform to Ind AS presentation requirements for the purposes of this note.

Reconciliation of total equity as at 31 March 2016

(₹ in crore)

Particulars	Note	31 March 2016		
		Parent company	Minority	Total
Total equity (shareholder's funds) as per previous GAAP		3,419.42	696.71	4,116.13
Adjustments:				
Proposed dividend and tax	7	97.30	32.47	129.77
Borrowings - transaction costs adjustment	14	6.02	4.01	10.03
Changes due to prior period income reinstated as per Ind AS 8 (net of taxes)	15	0.01	-	0.01
Loans - transaction costs adjustment	3 (b)	(21.06)	(14.05)	(35.11)
Increase in total comprehensive income for FY 2015-16		(0.01)	-	(0.01)
Recognition of financial assets/liabilities at amortised cost	3 (a)	(0.05)	-	(0.05)
Depreciation and amortization	1 (a) and 1 (b)	(0.72)	-	(0.72)
Fair valuation of investments	2	59.38	33.76	93.14
Tax effect of above adjustments	11	(8.83)	(5.43)	(14.26)
Total adjustments		132.04	50.76	182.80
Total equity as per Ind AS		3,551.46	747.47	4,298.93

Reconciliation of total equity as at 1 April 2015

(₹ in crore)

Particulars	Note	1 April 2015		
		Parent company	Minority	Total
Total equity (shareholder's funds) as per previous GAAP		3,082.43	574.87	3,657.30
Adjustments:				
Proposed dividend and tax	7	85.12	26.88	112.00
Borrowings - transaction costs adjustment	14	3.51	2.34	5.85
Changes due to prior period income reinstated as per Ind AS 8 (net of taxes)	15	0.01	-	0.01
Loans - transaction costs adjustment	3 (b)	(16.10)	(10.73)	(26.83)
Recognition of financial assets/liabilities at amortised cost	3 (a)	(0.05)	-	(0.05)
Depreciation and amortization	1 (a) and 1 (b)	(0.67)	-	(0.67)
Fair valuation of investments	2	174.55	110.70	285.25
Impact of embedded leases as a lessor	4	(21.42)	-	(21.42)
Impact of embedded leases as a lessee	4	21.42	-	21.42
Tax effect of above adjustments	11	(26.88)	(16.90)	(43.78)
Total adjustments		219.49	112.29	331.78
Total equity as per Ind AS		3,301.92	687.16	3,989.08

Reconciliation of total comprehensive income for the year ended 31 March 2016

(₹ in crore)				
Particulars	Note	Previous GAAP*	Adjustments	Ind ASs
Income				
Revenue from operations	2(a),3(b),4,9,10	13,985.37	(537.98)	13,447.39
Other income	2(b),3(a),4	52.90	100.73	153.63
Total Revenue		14,038.27	(437.25)	13,601.02
Expenses:				
Purchases	4,9	12,356.15	(484.16)	11,871.99
Rebate on sale of power	10	52.95	(52.95)	-
Operating expenses	4	33.80	214.32	248.12
Employee benefits expense	3(a), 3(d), 8	36.92	0.28	37.20
Finance costs	1(a), 1(c), 4,14,16	532.70	98.21	630.91
Provision for expected credit loss		95.19	-	95.19
Depreciation and amortization expense	1	10.12	0.03	10.15
Other expenses	1, 3,14,16	45.58	(0.01)	45.57
Total expenses		13,163.41	(224.28)	12,939.13
Profit before exceptional items and tax		874.86	(212.97)	661.89
Exceptional items		(37.51)	-	(37.51)
Profit before tax		837.35	(212.97)	624.38
Tax expense				
-Current tax		263.78	(30.53)	233.25
-Deferred tax (net)	11	(12.87)	(2.26)	(15.13)
Profit for the year		586.44	(180.18)	406.26
Other comprehensive income				
Items that will not be reclassified to profit or loss (net of tax)				
Remeasurements of post-employment benefit obligations	13	-	(0.01)	(0.01)
Deferred tax on post-employment benefit obligations		-	0.01	0.01
Equity instruments through other comprehensive income	2	-	14.78	14.78
Current tax relating of FVTOCI to equity investment		-	(30.53)	(30.53)
Deferred tax charge/ (benefit) relating to FVTOCI to equity investment	11	-	27.25	27.25
Other comprehensive income / (loss) for the year (net of tax)		-	11.50	11.50
Total comprehensive income / (loss)		586.44	(168.68)	417.76

* The previous GAAP figures have been reclassified to conform to Ind AS presentation requirements for the purposes of this note.

Reconciliation of total comprehensive income for the year ended 31 March 2016

(₹ in crore)		
Particulars	Notes to first-time adoption	31 March, 2016
Comprehensive income under IGAAP		586.44
Adjustments		
Increase in value of Mutual funds on fair valuation	2	0.04
Borrowings – transaction costs adjustment	14	4.19
Loans – transaction costs adjustment	3 (b)	(8.26)
Recognition of MTM gains on derivatives in P&L	16	(1.73)
Interest income on finance lease on account of embedded leases	4	100.63
Interest expense on finance lease on account of embedded leases	4	(100.63)
Purchases adjustment on account of embedded leases	4	379.24
Sales adjustment on account of embedded leases	4	(379.24)
Rental income on account of embedded leases	4	214.32
Rental expenses on account of embedded leases	4	(214.32)
Fair valuation of investments through OCI	2	(206.93)
Others		(0.32)
Deferred tax impact on above adjustments	11	32.79
Actuarial loss/(gain) on employee benefits	13	0.04
Net Profit as per Ind AS		406.26
FVTOCI financial instruments/ Actuarial loss/ (gain) on employee benefits	13	11.50
Other Comprehensive Income		11.50
Comprehensive income under Ind AS		417.76

Notes to first-time adoption:
1 Property, plant & equipment

- a) Under Indian GAAP, the Group accounted for long term leasehold land taken for its office space as perpetual lease and the payments of ground paid for the said lease were being charged to profit or loss. Under Ind-AS, the Group has accounted for such lease as finance lease and the payments of ground rent have been apportioned into reduction in finance obligation and recognition of interest thereon.

On transition date the carrying value of property, plant and equipment has been increased by ₹ 0.04 crore with a increase in financial liabilities (finance lease obligation) by ₹ 0.71 crore and decrease in retained earnings by ₹ 0.67 crore.

During the year ended 31 March, 2016, depreciation on leasehold land is charged by ₹ 0.05 crore with a corresponding reduction in value of property, plant and equipment. Further, ground rent under the head "Other expenses" has been derecognised by ₹ 0.08 crore with corresponding recognition of "interest expense on assets under finance lease" under 'Finance cost'.

- b) Under Indian GAAP, the Group capitalized upfront lease payment as leasehold land for its windmill plant. Under Ind-AS, such upfront payment is to be treated as advance rent.

The effect of the adjustments resulted in decrease in property, plant & machinery by ₹ 0.08 crore with a corresponding increase in value of prepayments on transition date.

Out of total prepayments of ₹ 0.08 crore, current portion of ₹ 0.01 crore and non current portion of ₹ 0.07 crore have been classified under the head “Other current assets” and “Other non-current assets” respectively.

During the year ended 31 March, 2016, depreciation on leasehold land is derecognized by ₹ 0.01 crore with a corresponding reduction in prepayments under the head “Other current assets”.

- c) During the year ended 31 March, 2016, As per IGAAP, the Group had capitalised the processing fees on specific borrowings for wind mill projects amounting to ₹ 1.33 Crore. However, in accordance with Ind AS 109, the borrowings have been measured at amortised cost and the aforesaid processing fee has been considered as an integral part of the effective interest rate (EIR) of these borrowings.

Hence, the processing fees of ₹ 1.33 Crore has been de-capitalised from the gross block of plant and equipment and further as per Ind AS 23 “Borrowing Costs”, the Group has capitalised the borrowing cost on the qualifying asset being wind mills in accordance with the effective interest rate resulting in increase in capitalisation by ₹ 0.01 crore. Further, the resultant impact of the aforesaid adjustment on the borrowings outstanding as on 31.03.2016 is ₹ 1.32 crore and finance cost has been increased by ₹ 0.01 crore and depreciation decrement by ₹ 0.01 crore.

2 Fair valuation of investments

Under the previous GAAP, investments in equity instruments and mutual funds were classified as long-term investments or current investments based on the intended holding period and realisability. Long-term investments were carried at cost less provision for other than temporary decline in the value of such investments. Current investments were carried at lower of cost and fair value. Under Ind AS, these investments are required to be measured at fair value.

- a) Fair value changes with respect to investments in equity instruments designated as at FVOCI

Fair value changes with respect to investments in equity instruments designated as at FVOCI have been recognised in FVOCI – Equity investments reserve as at the date of transition and subsequently in the other comprehensive income for the year ended 31 March 2016. This resulted increased in increase in non-current investment by ₹ 84.94 crore as at 31 March 2016 (1 April 2015 - ₹ 277.10 crore)

Consequent to the above, the total equity as at 31 March 2016 increased by ₹ 84.94 crore (1 April 2015 - ₹277.10 crore) and profit and other comprehensive income for the year ended 31 March 2016 increased by ₹206.93 crore and ₹14.78 crore respectively.

- b) Investments other than investments in equity instruments designated as at FVOCI

Fair value changes of these investments have been recognised in retained earnings as at the date of transition and subsequently in the profit or loss for the year ended 31 March 2016. This increased the retained earnings by ₹ 8.15 crore on transition date and ₹ 8.19 crore on 31 March 2016. Corresponding increase is in value of non-current investment and current investment by ₹ 4.80 crore and ₹ 3.35 crore respectively as on transition date and ₹ Nil and ₹ 8.19 crore respectively as on 31 March, 2016.

During the year ended 31 March, 2016, other income has increased by ₹ 0.04 crore due to net change in fair value of the investments.

3 Financial assets

- a) Under previous GAAP, employee loans and other long term advances to be settled in cash or another financial asset are recorded at cost. However, under Ind AS, certain assets covered under Ind AS 32 meet the definition of financial assets which include employee loans and long term advances to be settled in cash or another financial asset are classified as financial assets at amortized cost. Thus in case interest rate on such financial assets is lower than market rate, these financial assets have been discounted to present value.

The effect of the adjustments resulted in reduction in the value of financial assets (employee loans) and increase in value of non-financial assets (Deferred payroll expenses) by ₹ 0.36 crore and ₹ 0.31 crore respectively on transition date. As at 31 March 2016, the value of financial assets (employee loans) has been reduced and value of non-financial assets (Deferred payroll expenses) has been increased by ₹ 0.37 crore and ₹ 0.32 crore respectively.

Retained earnings have been decreased by net impact of ₹ 0.05 crore of above adjustments on transition date as well on 31 March, 2016.

Retained earnings have been decreased by net impact of ₹ 0.05 crore of above adjustments on transition date as well on 31 March, 2016.

Out of total reduction of employee loans of ₹ 0.37 crore (on 31 March, 2016 ₹ 0.37 crore), current portion of ₹ Nil crore (on 31 March, 2016 ₹ 0.03 crore) has been classified under the head “Current loans” and non current portion of ₹ 0.37 crore (on 31 March, 2016 ₹ 0.34 crore) has been classified under the head “Non-current loans”.

Out of total increase in deferred payroll expenses of ₹ 0.31 crore (on 31 March, 2016 ₹ 0.32 crore), current portion of ₹ 0.03 crore (on 31 March, 2016 ₹ 0.03 crore) has been classified under the head “Other current assets” and non current portion of ₹ 0.28 crore (on 31 March, 2016 ₹ 0.29 crore) has been classified under the head “Other non current assets”.

During the year ended 31 March, 2016, employee cost has been increased by ₹ 0.03 crore with a corresponding reduction in deferred payroll expenses. Further interest on employee loan is increased by ₹ 0.03 crore under the head “Other income” due to unwinding of present value of financial assets.

- b) Ind AS 109 requires transaction fee income earned towards origination of loan assets to be deducted from the carrying amount of loan assets on initial recognition. These fee incomes are recognised in the profit or loss over the tenure of the loan assets as part of the interest income by applying the effective interest rate. Under previous GAAP, these fee incomes were recognised to profit or loss as and when received.

The effect of the adjustments resulted in reduction in the value of non current loan by ₹19.69 crore (31 March 2016, ₹ 23.27 crore), in other current financial assets by ₹ 4.66 crore (31 March 2016, ₹ 5.19 crore) and increase in value of other non current financial liabilities by ₹ 2.48 crore (31 March 2016, ₹ 6.64 crore) as on transition date. Due to adjustments retained earning has decreased by ₹ 26.83 crore (31 March 2016, ₹ 35.11 crore) as on transition date.

Due to above adjustments, fee based income has decreased by ₹ 14.85 crore and interest income on loan financing has increased by ₹ 6.59 crore during the year ended 31 March, 2016.

- c) Under IGAAP, security deposits given for operating lease were not required to be discounted. However, under Ind AS, the security deposits given have been measured at amortised cost. This has resulted in decrease in carrying amount of security deposits (loans) by ₹ 0.17 crore (31 March 2016, ₹ 0.20 crore) and increase in value of other non-current assets (prepayments) by ₹ 0.11 crore (31 March

2016, ₹ 0.10 crore) and other current assets (security deposit) by ₹ 0.07 crore (31 March 2016, ₹ 0.09 crore) as on transition date.

Due to above adjustments, interest income has increased by ₹ 0.08 crore and rent expense increased has increased by ₹ 0.06 crore during the year ended 31 March, 2016

- d) ESOP outstanding balance of ₹ 0.25 Crore has been transferred to retained earnings instead of the statement of profit & loss account. Due to this adjustments, employee benefit expense has increased by ₹ 0.25 crore for the year ended 31 March, 2016.

4 Arrangements containing the lease

A) Arrangements with generators

The Group has entered into power purchase agreements (PPAs or arrangements) with generators for generation and supply of electricity. Under Ind AS, the amounts receivable under these arrangements have the substance of a lease under the provisions of Appendix C to Ind AS 17 as these arrangements are dependent on use of specific assets and convey the right to use those assets. The evaluation of the arrangements is based on the facts and circumstances existing at the date of transition of the lease. Based on these evaluations, the Group has identified that the two arrangements entered into with generators are to be treated as leases. The Group analyzed with reference to Ind AS 17 for classification as either finance or operating leases. Accordingly, one arrangement is classified as finance lease and another as operating lease.

i) Finance lease

Under Indian GAAP, the amounts payable to the generators were recognized as purchases. However, under Ind AS, power plant is to be treated as assets taken on finance lease and amounts payable against depreciation, interest on loan capital and return on equity (pre-tax) components are to be treated as made against finance lease and have been segregated into finance expense and repayment of principal.

On transition date the carrying value of property, plant and equipment has been increase by ₹ 812.20 crore with corresponding increase in financial liabilities (finance lease obligations) by ₹ 790.78 crore and Increase in amount of retained earnings by ₹ 21.42 crore.

Out of total financial lease obligations of ₹ 790.78 crore (on 31 March, 2016 ₹ 733.71 crore), current portion of ₹ 74.13 crore (on 31 March, 2016 ₹ 19.45 crore) has been classified under the head "Other financial liabilities" and non current portion of ₹ 716.65 crore (on 31 March, 2016 ₹ 714.26 crore) has been classified under the head "Borrowings".

During the year ended 31 March 2016, purchase of energy was reduced by ₹ 164.92 crore with corresponding recognition of interest expense on assets on finance lease under 'finance cost' by ₹ 100.63 crore and reduction in value of finance lease payable by ₹ 64.29 crore.

ii) Operating lease

Under Indian GAAP, the amounts payable to the generators were recognized as purchases. However, under Ind AS, amounts payable against depreciation, interest on loan capital and return on equity (pre-tax) components are to be treated as made against operating lease and recognised as lease rental expense.

During the year ended 31 March 2016, purchases was reduced by ₹ 214.32 crore with corresponding recognition of lease expenses on assets under operating lease under the head 'Operating expenses'.

B) Arrangements with customers

The Group has entered into Power Sale Agreements (PSAs or

arrangements) with its customers for sale of electricity. However, under Ind AS, the amounts receivable under these arrangements have the substance of a lease under the provisions of Appendix C to Ind AS 17 as these arrangements are dependent on use of specific assets and convey the right to use these assets. The evaluation of the arrangements is based on the facts and circumstances existing at the date of transition of the lease. Based on these evaluations, the Group has identified that the two arrangements entered into with customers are to be treated as leases. The Group analyzed with reference to Ind AS 17 for classification as either finance or operating leases. Accordingly, one arrangement is classified as finance lease and another as operating lease.

i) Finance lease

Under Indian GAAP, the amounts receivables from customers were recognized as sales of electricity. However, under Ind AS, power plant is to be treated as assets given on finance lease and amounts receivable against depreciation, interest on loan capital and return on equity (pre-tax) components are to be treated as made against finance lease and has been segregated into finance income and repayment of principal. On transition date the carrying value of property, plant and equipment has been decrease by ₹ 812.20 crore with a corresponding increase in financial assets (finance lease receivables) by ₹ 790.78 crore and decrease in amount of retained earnings by ₹ 21.42 crore.

Out of total lease receivable of ₹ 790.78 crore (on 31 March, 2016 ₹ 733.71 crore), current portion of ₹ 74.13 crore (on 31 March, 2016 ₹ 19.45 crore) has been classified under the head "Other Financial Assets" and non current portion of ₹ 716.65 crore (on 31 March, 2016 ₹ 714.26 crore) has been classified under the head "Other non-current financial assets".

During the year ended 31 March 2016, sale of energy was reduced by ₹ 164.92 crore with recognition of interest income on assets on finance lease by ₹ 100.63 crore under the head 'Other Income' and reduction in value of finance lease receivables by ₹ 64.29 crore.

ii) Operating lease

Under Indian GAAP, the amounts receivable from customers were recognized as sales of electricity. However, under Ind AS, power plant is to be treated as assets given on operating lease and amounts receivable against depreciation, interest on loan capital and return on equity (pre-tax) components are to be treated as made against operating lease and have been recognised as lease rental income.

During the year ended 31 March 2016, sales of energy was reduced by ₹ 214.32 crore with corresponding recognition of lease income on assets under operating lease under the head 'Revenue from operations'.

5 Assets classified as held for sale

Under Indian GAAP, a portion of the equity investment in Teesta Urja Limited was classified under the head "Current investments" for the year ended March 31, 2015 as such portion was expected to be realised within 12 months. Thereafter, the investment was sold in the year ended March 31, 2016. Under Ind-AS GAAP, such non-current equity investment amounting to ₹ 37.51 crore (at fair value) has been reclassified under the head "Assets classified as held for sale" at the transition date i.e. 1 April 2015.

6 Presentation of financial assets and financial liabilities

Under Indian GAAP, trade receivables, trade payables, open access advances and advances from customers were settled off to the extent related to a single party for the purpose of presentation in the financial statements. However, under Ind-AS, such setting off is permissible only if an entity intends either to settle on a net basis or to realise the asset and

settle the liability simultaneously and currently has a legally enforceable right to set off the recognized amounts.

As on transition date, trade receivables and open access advances have been increased by ₹ 279.76 crore and ₹ 8.78 crore respectively with a corresponding increase in trade payables and advances from vendors by ₹ 266.07 crore and ₹ 22.47 crore respectively. As on 31 March, 2016, trade receivables have been increased by ₹ 482.37 crore with a corresponding increase in trade payables and advances from vendors by ₹ 472.36 crore and ₹ 10.01 crore respectively.

7 Proposed dividend

Under the previous Indian GAAP, dividends proposed by the board of directors after the balance sheet date but before the approval of the financial statements were considered as adjusting events. Accordingly, provision for proposed dividend was recognised as a liability. Under Ind AS, such dividends are recognised when the same is approved by the shareholders in the general meeting. Accordingly, the liability for proposed dividend (including dividend distribution tax) included under provisions has been reversed by ₹129.77 crore and ₹ 112.00 crore on transition date and 31 March, 2016 respectively with corresponding adjustment to retained earnings. Consequently, the total equity increased by an equivalent amount.

8 Remeasurements of post-employment benefit obligations

Both under previous GAAP and Ind-AS, the Group recognised costs related to its post-employment defined benefit plan on an actuarial basis. Under previous GAAP, the entire cost, including actuarial gains and losses, are charged to profit or loss. Under Ind-AS, remeasurements [comprising of actuarial gains and losses, the effect of the asset ceiling, excluding amounts included in net interest on the net defined benefit liability and the return on plan assets excluding amounts included in net interest on the net defined benefit liability] are recognised in Other comprehensive income.

As a result, profit for the year ended 31 March 2016 decreased by Nil (net of tax of ₹ 0.01 crore) with corresponding increase in Other comprehensive income during the year.

9 Rebate on purchase of power

The Group earns rebate on purchases by making early payments to vendors as per agreements. Under Indian GAAP, rebate on purchases was classified under the head "Revenue from operations". However, under Ind AS, such rebate is reduced from purchases. Accordingly purchases are shown net of rebate on purchase of power.

During the year ended 31 March, 2016, purchases was reduced by ₹ 104.92 crore with corresponding reduction in rebate on purchase of power under the head "Revenue from operations".

10 Rebate on sale of power

The Group gives rebate on sale of power on early payments received from its customers as per agreements. Under Indian GAAP, rebate on sale of power was shown as an expense. However, under Ind AS, such rebate is reduced from sale of electricity classified under the head "Revenue from operations". Accordingly sale of electricity is shown net of rebate on sale of power.

During the year ended 31 March, 2016, sale of electricity was reduced by ₹ 52.95 crore under the head "Revenue from operations" with corresponding reduction in rebate on sale of power.

11 Deferred taxes

Indian GAAP requires deferred tax accounting using the income statement approach, which focuses on differences between taxable profits and accounting profits for the period. Ind AS 12 requires entities to account for deferred taxes using the balance sheet approach, which focuses on temporary differences between the carrying amount of an asset

or liability in the balance sheet and its tax base. The application of Ind AS 12 approach has resulted in recognition of deferred tax on new temporary differences which was not required under Indian GAAP.

In addition, the various transitional adjustments lead to temporary differences. According to the accounting policies, the Group has to account for such differences. Deferred tax adjustments are recognised in correlation to the underlying transaction either in retained earnings or a separate component of equity. On the date of transition, the net impact on deferred tax liabilities is of ₹ 43.78 crore (31 March 2016: ₹ 14.26 crore). The movement of 29.52 crore in the deferred tax liabilities during the year ended 31 March, 2016 has been recognized in the statement of Profit or Loss by ' 0.2.26 Crore (income) and ' 27.25 crore (income) in other comprehensive income.

12 Other equity :

Retained earnings as at 1 April 2015 has been adjusted consequent to the above Ind AS transition adjustments. Refer 'Reconciliation of total equity as at 31 March 2016 and 1 April 2015 as given above for details.

13 Other comprehensive income

Under Indian GAAP, the Group has not presented other comprehensive income (OCI) separately. Items that have been reclassified from statement of profit and loss to other comprehensive income includes remeasurement of defined benefit plans and fair value gain/loss on FVTOCI equity instruments. Hence, Indian GAAP profit or loss is reconciled to total comprehensive income as per Ind AS.

14 Borrowings

Ind AS 109 requires transaction costs incurred towards origination of borrowings to be deducted from the carrying amount of borrowings on initial recognition. These costs are recognised in the profit or loss over the tenure of the borrowing as part of the interest expense by applying the effective interest rate method/amortisation cost method. Under previous GAAP, these transaction costs were charged to profit or loss as and when incurred.

The effect of the adjustments resulted in reduction in the value of long term borrowings by ₹4.86 crore (31 March 2016, ₹ 6.19 crore) short term borrowings by ₹ 2.56 crore (31 March 2016, ₹ 0.63 crore), other financial liabilities ₹0.99 crore (31 March 2016, ₹ 2.21 crore) and other current assets by ₹ 2.56 crore (31 March 2016, ₹ 0.63 crore) and increase in value of other financial assets by Nil (31 March 2016, ₹ 1.63 crore) and retained earning by ₹ 5.85 Crore (31 March 2016, ₹ 10.03 crore) on transition date.

Under previous GAAP, transaction costs were charged to profit or loss as and when incurred. Accordingly, borrowings as at 31 March 2016 have been reduced by ₹ 10.03 crore (1 April 2015 ₹5.84 crore) with a corresponding adjustment to retained earnings. The total equity increased by an equivalent amount. The profit for the year ended 31 March 2016 increased by ₹ 4.19 crore due to decrease in finance cost by ₹ 3.43 crore and other expenses by ₹ 0.76 crore.

15 Prior Period Items

Under previous GAAP (i.e. IGAAP), prior period errors were reported in Statement of Profit and Loss for the period in which the error arises as a result of errors or omissions in the preparation of financial statements of one or more prior periods. Under Ind AS, prior period error is corrected through retrospective restatement as if a prior period error had never occurred.

Under IGAAP, in FY 2015-16, the Group had recognised Interest amounted to ₹ 0.01 crore as prior period income in the Statement of Profit or Loss. Now the Group has restated its retained earnings on the date of transition, i.e. 01.04.2015, to include the above income of ₹.01 crore with a corresponding increase in retained earning and non-current income tax assets (net).

16 Recognition of MTM gains/(loss) on derivatives

Under Ind AS, the Group has opted exemption for continuing the policy adopted under the previous GAAP for accounting for exchange differences arising from translation of long-term foreign currency monetary items. Although this exemption shall not be applied on foreign currency derivatives. Accordingly, MTM loss of ₹ 1.73 crore recognised in foreign currency monetary items translation difference account (FCMITDA) has been reversed with corresponding adjustment to profit and loss by increase in other expenses by ₹.80 crore and in finance cost by ₹ 0.93 crore.

17 Statement of consolidated cash flows for the year ended 31 March, 2016

(₹ in crore)

Particulars	Previous GAAP	Adjustments	Ind AS
Net cash flow from operating activities	(1,246.42)	(34.62)	(1,281.04)
Net cash flow from investing activities	(109.22)	196.68	87.46
Net cash flow from financing activities	1,285.80	(162.06)	1,123.74
Net increase/ (decrease) in cash and cash equivalents during the year	(69.84)	-	(69.84)
Cash and cash equivalents at the beginning of the year	273.42	-	273.42
Cash and cash equivalent at the end of the year	203.58	-	203.58

Note No.51 - Capital Management

For the purpose of the Group's capital management, capital includes issued equity capital, share premium and all other equity reserves attributable to the equity holders of the Group. The primary objective of the Group's capital management is to maximise the shareholder value and ensure the ability to continue as a going concern.

The Group manages its capital structure and makes adjustments in light of changes in economic conditions. To maintain or adjust the capital structure, the Group may adjust the dividend payment to shareholders, return capital to shareholders, raise debts or issue new shares. The Group monitors Gearing ratio, which is total net debt divided by total equity. The objectives for managing capital are being achieved by way of maintaining an optimal gearing ratio as given in below table.

Gearing Ratio

(₹ in crore)

Particulars	As at March 31, 2017	As at March 31, 2016	As at April 1, 2015
Debt	9,998.80	7,723.59	5,893.42
Cash and bank balances	(301.26)	(222.41)	(341.66)
Net debt	9,697.54	7,501.18	5,551.76
Total equity	3,855.11	3,551.46	3,301.92
Net debt to equity ratio	2.52	2.11	1.68

Note No.52 - Corporate social responsibilities expenses (CSR)

As per Section 135 of the Companies Act, 2013, the Group is required to spend, in every financial year, at least two per cent of the average net profits of the Group made during the three immediately preceding financial years. The Group incurs CSR expenses in accordance with its CSR Policy. The details of CSR expenses for the year are as under:

(₹ in crore)

Particulars	As at 31.03.2017	As at 31.03.2016
A. Amount required to be spent during the year	21.13	13.53
B. Amount spent during the year on-		
(i) Construction/ acquisition of any asset	-	-
(ii) On purposes other than (i) above	1.52	0.37
Total	1.52	0.37
Shortfall / (excess) amount	19.61	13.16

Amount spent during the year ended 31 March 2017:

(₹ in crore)

Particulars	In cash	Yet to be paid in cash	Total
(i) Construction/acquisition of any asset	-	-	-
(ii) On purposes other than (i) above	0.97	0.56	1.52

Amount spent during the year ended 31 March 2016:

(₹ in crore)

Particulars	In cash	Yet to be paid in cash	Total
(i) Construction/acquisition of any asset	-	-	-
(ii) On purposes other than (i) above	0.30	0.07	0.37

Break-up of the CSR expenses under major heads is as under:

(₹ in crore)

Particulars	As at 31.03.2017	As at 31.03.2016
1. Sanitation	0.86	0.26
2. Education and skill development & general equally	0.58	0.08
3. Other CSR activities (Execution of projects)	0.08	0.03
Total	1.52	0.37

Total CSR expense incurred during the FY 2015-16 was ₹ 1.37 crore (₹ 0.37 crore from amount to be spent in FY 2015-16 and ₹ 1 crore for contribution to prime minister relief fund from unspent amount of FY 2014-15).

Note No.53-Details of Specified Bank Notes (SBN) held and transacted during the period 08/11/2016 to 30/12/2016: Pursuant to MCA Notification No. GSR 308(E) dated 30 March 2017.

(in ₹)

Particulars	Specified Bank Notes*	Other denomination notes	Total
Closing cash in hand as on 08.11.2016	14,000.00	415.00	14,415.00
Add: Receipts	-	68,880.00	68,880.00
Less: Payments	-	54,500.00	54,500.00
Less: Amount deposited in Banks	14,000.00	-	14,000.00
Closing cash in hand as on 30.12.2016	-	14,795.00	14,795.00

* For the purposes of this clause, the term 'Specified Bank Notes' shall have the same meaning provided in the notification of the Government of India, in the Ministry of Finance, Department of Economic Affairs number S.O. 3407(E), dated the 8th November, 2016.

Note No.54- Disclosure as per Ind AS 108 'Operating segments'

A. General Information

The Group has two reportable segments, as described below, which are the Group's strategic businesses. The strategic businesses offer different products and services, and are managed separately because they require different technology and marketing strategies. For each of the strategic business, the Chief operating decision maker (CODM) reviews internal management reports on at least a quarterly basis.

The following summary describes the operations in each of the Group's reportable segments:

Power: it includes trading & generation of power.

Investment: It includes investing in equity or extending debt to power projects in generation, transmission, distribution, fuel resources and fuel related infrastructure

Information regarding the results of each reportable segment is included below. Performance is measured based on segment profit before income tax, as included in the internal management reports that are reviewed by the Board of Directors. Segment profit is used to measure performance as management believes that such information is the most relevant in evaluating the results of certain segments relative to other entities that operate within these industries.

B. Information about reportable segments and reconciliations to amounts reflected in the financial statements:

(₹ in crore)

Particulars	Power		Investment		Total	
	31 March 2017	31 March 2016	31 March 2017	31 March 2016	31 March 2017	31 March 2016
Segment revenue						
Revenue from operation	14,123.53	12,480.73	1,187.02	966.67	15,310.55	13,447.40
Other income	164.20	103.54	1.18	-	165.38	103.54
	14,287.73	12,584.27	1,188.20	966.67	15,475.93	13,550.94
Unallocated corporate interest and other income	-	-	-	-	37.54	50.08
Total	14,287.73	12,584.27	1,188.20	966.67	15,513.47	13,601.02

Segment result	369.49	306.17	403.72	323.82	773.21	629.99
Unallocated corporate interest and other income	-	-	-	-	37.54	50.08
Unallocated corporate expenses, interest and finance charges	-	-	-	-	38.90	55.69
Profit before tax	-	-	-	-	771.85	624.38
Income tax (net)	-	-	-	-	266.04	218.12
Profit after tax	-	-	-	-	505.81	406.26

(₹ in crore)

Particulars	Power		Investment		Unallocated		Total	
	31 March 2017	31 March 2016	31 March 2017	31 March 2016	31 March 2017	31 March 2016	31 March 2017	31 March 2016
Depreciation/amortisation/impairment	17.15	5.87	-	-	4.09	4.28	21.24	10.15
Non-cash expenses other than depreciation	19.19	0.93	113.73	95.99	0.02	37.55	132.94	134.47
Capital expenditure	1,774.33	340.59	-	-	15.38	7.20	1,789.71	347.79

(₹ in crore)

Particulars	Power		Investment		Total	
	31 March 2017	31 March 2016	31 March 2017	31 March 2016	31 March 2017	31 March 2016
Segment assets	6,310.53	5,084.64	10,567.20	8,759.63	16,877.73	13,844.27
Unallocated corporate and other assets	-	-	-	-	1,211.69	937.63
Total assets	6,310.53	5,084.64	10,567.20	8,759.63	18,089.42	14,781.90
Segment liabilities	5,034.05	3,453.69	8,337.92	6,993.50	13,371.97	10,447.19
Unallocated corporate and other liabilities	-	-	-	-	27.88	35.78
Total liabilities	5,034.05	3,453.69	8,337.92	6,993.50	13,399.85	10,482.97

C. Information about major customers

Revenue from one major customers under 'Power' segment is ₹ 1543.87 crore (31 March 2016: two major customers ₹ 1025.22 crore and ₹ 996.88 crore) which is more than 10% of the Group's total revenues.

Note No.55 - Disclosure as per Ind AS 112 'Disclosure of Interest in Other Entities'

(a) Subsidiaries

The group's subsidiaries at 31 March 2017 are set out below. Unless otherwise stated, they have share capital consisting solely of equity shares that are held directly by the group, and the proportion of ownership interests held equals the voting rights held by the group. The country of incorporation or registration is also their principal place of business.

Name of entity	Place of business/ country of incorporation	Ownership interest held by the group			Ownership interest held by non- controlling interests			Principal activities
		31 March 2017	31 March 2016	1 April 2015	31 March 2017	31 March 2016	1 April 2015	
		%	%	%	%	%	%	
PTC India Financial Services Limited (PFS)	India	64.99	60.00	60.00	35.01	40.00	40.00	Non-banking finance company
PTC Energy Limited (PEL)	India	100.00	100.00	100.00	-	-	-	Generation of energy

(b) Non-controlling interests (NCI)

Set out below is summarised financial information for each subsidiary that has non-controlling interests that are material to the group. The amounts disclosed for each subsidiary are before inter-company eliminations and consolidation adjustments.

Summarised balance sheet

(₹ in crore)

Particulars	PTC India Financial Services Limited (PFS)		
	31 March 2017	31 March 2016	1 April 2015
Current assets	740.05	693.77	860.85
Current liabilities	3,510.06	2,090.74	1,401.03
Net current assets	(2,770.01)	(1,396.97)	(540.18)
Non-current assets	9,984.82	8,181.70	6,139.00
Non-current liabilities	4,830.10	4,915.05	3,880.68
Net non-current assets	5,154.72	3,266.65	2,258.32
Net assets	2,384.71	1,869.68	1,718.14
Accumulated NCI	834.89	747.87	687.26

Summarised statement profit and loss

(₹ in crore)

Particulars	PTC India Financial Services Limited (PFS)	
	31 March 2017	31 March 2016
Revenue	1,202.96	971.80
Profit for the year	260.18	210.09
Other comprehensive income	5.83	11.47
Total comprehensive income	266.01	221.56
Profit allocated to NCI	93.13	88.62
Dividends paid to NCI	(26.98)	(22.48)

Summarised cash flows

(₹ in crore)

Particulars	PTC India Financial Services Limited (PFS)	
	31 March 2017	31 March 2016
Cash flows from operating activities	(881.55)	(1,169.68)
Cash flows from investing activities	(5.32)	(0.46)
Cash flows from financing activities	893.76	1,171.67
Net increase/ (decrease) in cash and cash equivalents	6.89	1.53
Net increase/ (decrease) in cash and cash equivalents attributable to NCI	2.41	0.61

(c) **Details of significant restrictions**

In respect of investments in subsidiary Companies, the Company has restrictions for their disposal as at 31st March 2017 as under:

Name of the Subsidiary	Period of restrictions for disposal of investments as per related agreements	Carrying amount (₹ crore)	
		31 March 2017	31 March 2016
PTC India Financial Services Limited (PFS)	The company holds 41,74,50,001 equity shares of PTC India Financial Services Limited as on 31.03.2017. Lock in period of 3,37,25,0001 shares stands released on 31.08.2017 and 8,02,00,000 shares stands released on 28.02.2020.	754.77	446.00
PTC Energy Limited (PEL)	The company has to own not less than 51% of the equity share capital during the tenure of the loans taken by PTC Energy Limited.	654.12	140.69

(d) **Transactions with non-controlling interests**

PTC India Limited (PTC) had 60% stake in PTC India Financial Services Limited. On 2 November 2016, PTC has acquired from fresh allotment of 8,02,00,000 preferential equity shares of face value of ₹ 10 each, fully paid up, for cash at a premium of ₹ 28.50 per share issued by its subsidiary company PTC India Financial Services Limited. PTC paid ₹ 308.77 core (₹ 80 crore against share capital and ₹ 228.57 against share premium) for the acquisition of fresh shares.

Due to acquiring of above shares, the non controlling interest has come down to 35.01% from 40% and the value of decrease in non controlling interest by 4.99% was ₹ 71.32 crore. On the other hand non-controlling interest has increase by ' 80.02 crore on account of its share in the fresh infusion of money by the company. PTC recognised a decrease in non-controlling interests of ₹71.32 crore and a decrease in equity attributable to owners of the parent of '8.70 crore. The effect on the equity attributable to the owners of PTC during the year is summarised as follows:

Particulars	(₹ in crore)	
	31-Mar-17	
Total consideration paid by the company	308.77	
Acquiring share capital & share in share premium	80.20	
Share in Securities Premium A/c (64.99% of ₹228.57 core)	148.55	
Consideration paid to non-controlling interests	80.02	
Carrying amount of non-controlling interests acquired	71.32	
Excess of consideration paid recognised in capital reserve/share premium.	8.70	

There is no other transaction with non-controlling interests during the year.

(e) **Interests in associates**

Set out below are the associates of the group as at 31 March 2017. The entities listed below have share capital consisting solely of equity shares, which are held directly by the group. The country of incorporation or registration is also their principal place of business, and the proportion of ownership interest is the same as the proportion of voting rights held.

Name of entities	Place of business	% of ownership interest	Relationship	Accounting method	Carrying amount		
					31 March 2017	31 March 2016	1 April 2015
Krishna Godavari Power Utilities Limited *	India	49.00	Associate 1	Equity method	-	-	37.55
RS India Wind Energy Private Limited (formally known as R.S. India Wind Energy Limited) *	India	37.00	Associate 2	Equity method	-	-	-
Varam Bio Energy Private Limited *	India	26.00	Associate 3	Equity method	-	-	-
RS India Global Energy Limited *	India	48.00	Associate 4	Equity method	-	-	-

Group has interest in associates that are unlisted and hence no quoted prices are available.

*The summarised financial information as required by Ind As 112 is not disclosed as the financial statements of the associate company are not available with the parent company

(f) **Details of significant restrictions**

In respect of investments in associates, the Group has no restriction for their disposal as at 31st March 2017.

Note No. 56 - Additional information required by Schedule III

Name of the entity in the Group	Net Assets, i.e., total assets minus total liabilities		Share in profit or loss		Share in other comprehensive income		Share in total comprehensive income	
	As % of consolidated net assets	(₹ in crore)	As % of consolidated profit or loss	(₹ in crore)	As % of consolidated other comprehensive income	(₹ in crore)	As % of total comprehensive income	(₹ in crore)
Parent								
PTC India Limited								
31 March 2017	100%	3,074.88	100%	290.87	100%	(20.85)	100%	270.02
31 March 2016	100%	2,885.69	100%	234.43	100%	0.03	100%	234.46
Subsidiaries (Indian)								
PTC India Financial Services Limited (PFS)								
31 March 2017	64.99%	1,549.83	64.99%	169.09	64.99%	3.79	64.99%	172.88
31 March 2016	60.00%	1,121.80	60.00%	126.05	60.00%	6.88	60.00%	132.93
PTC Energy Limited (PEL)								
31 March 2017	100%	639.62	100%	(4.81)	100%	(0.01)	100%	(4.82)
31 March 2016	100%	131.01	100%	(3.87)	100%	0.01	100%	(3.87)
Non-controlling interests in all subsidiaries								
31 March 2017	35.01%	834.89	35.01%	91.09	35.01%	2.04	35.01%	93.13
31 March 2016	40.00%	747.87	40.00%	84.03	40.00%	4.59	40.00%	88.62
Associates (Investment as per equity method)								
Indian								
Krishna Godavari Power Utilities Limited*								
31 March 2017	49.00%	-	-	-	-	-	-	-
31 March 2016	49.00%	-	-	-	-	-	-	-
RS India Wind Energy Private Limited* (formally known as R.S. India Wind Energy Limited)								
31 March 2017	37.00%	-	-	-	-	-	-	-
31 March 2016	37.00%	-	-	-	-	-	-	-
Varam Bio Energy Private Limited*								
31 March 2017	26.00%	-	-	-	-	-	-	-
31 March 2016	26.00%	-	-	-	-	-	-	-
RS India Global Energy Limited*								
31 March 2017	48.00%	-	-	-	-	-	-	-
31 March 2016	48.00%	-	-	-	-	-	-	-

*The Group have four associates viz; R.S. India Wind Energy Private Limited, Varam Bio Energy Private Limited, Krishna Godavari Power Utilities Limited and R.S. India Global Energy Limited. The financial statements of four associate Companies are not available with the Group. However, for the purpose of consolidated financial statements, the Group had accounted diminution in the value of net investment in these associates. The Group does not have any further obligations over and above the cost of the investments.

Note No. 57 - The Details of the Employee Stock Options Scheme (ESOP) is given as under:

i) Particulars of scheme

Date of grant	21-Aug-2008, 22-July-2009
Date of board approval	21-Aug-08
Date of shareholders' approval	6-Aug-08
Number of options granted	6,254,023
Method of settlement	Equity
Vesting period	1 to 4 years
Exercise period	5 years from the date of first vesting
Vesting conditions	Employee's continued employment during vesting period (as per clause 10 of the Plan) with the Company or group.

ii) Details of vesting:

Vesting period from the grant date	Vesting schedule
On completion of 1st year	15%
On completion of 2nd year	15%
On completion of 3rd year	30%
On completion of 4th year	40%

iii) The details of activity under the plan have been summarized below:-

Particulars	As at 31.03.2017		As at 31.03.2016	
	Number of shares (Nos)	Weighted average exercise price (₹)	Number of shares (Nos)	Weighted average exercise price (₹)
Outstanding at the beginning of the year	21,000	25.73	65,813	51.92
Forfeited/ surrendered during the year	-	-	44,813	64.20
Outstanding at the end of the year	21,000	25.73	21,000	25.73
Exercisable at the end of the year	21,000	25.73	21,000	25.73
Weighted average remaining contractual life (in years)	-	-	-	-

iv) The details of exercise price for stock options outstanding at the end of the year are as given:-

Particulars	As at 31.03.2017	As at 31.03.2016
Range of exercise prices (₹)	25.73	25.73
Number of options outstanding	21,000	21,000
Weighted average remaining contractual life of options (in years)	-	-
Weighted average exercise price (₹)	25.73	25.73

v) Effect of ESOP scheme on profit & loss and financial position:-

a) Effect on profit & loss:-

Particulars	(₹ in crore)	
	Year ended 31.03.2017	Year ended 31.03.2016
Employee compensation cost pertaining to ESOP Plan during the year	-	(0.10)

b) Effect on financial position:-

Particulars	(₹ in crore)	
	As at 31.03.2017	As at 31.03.2016
Liability for employee stock options outstanding as at the year end	0.12	0.12

vi) Impact on reported profit and earnings per share, if the employee compensation cost would have been computed using the fair value method:-

(₹ in crore)

Particulars	Year ended 31.03.2017	Year ended 31.03.2016
Profit as reported for the year	505.81	406.26
Add: Employee stock compensation under intrinsic value method	-	(0.10)
Less: Employee stock compensation under fair value method	-	(0.13)
Pro forma profit	505.81	406.29

(vii) Earning per share

Particulars	Year ended 31.03.2017	Year ended 31.03.2016
Basic		
- as reported	14.01	10.90
- as performa	14.01	10.90
Diluted		
- as reported	14.01	10.90
- as performa	14.01	10.90

(viii) The fair value of each stock option issued in the year 2009-10 and 2008-09 has been estimated using Black Scholes Options Pricing model after applying the following key assumptions (weighted value):

Particulars	Options granted in the year 2009-10	Options granted in the year 2008-09
Volatility	52.04%	67.53%
Expected dividend	1.47%	1.23%
Risk free rate of interest	6.80%	9.10%
Option life (years)	6	6
The price of underlying share in the market	81.90	81.36
Fair value per option	46.45	66.18

Note No.58 - Other information

a) Dividend paid to non- resident shareholders (in foreign currency):

Number of shareholders	2,431	1,771
Number of shares held	95,263,088	90,885,930
Dividend remitted (₹ in crore)	23.82	19.99
Year to which it relates	2015-16	2014-15

b) (i) In accordance with the accounting policy, the surcharge recoverable on late/ non-payment of dues by customers is recognized when no significant uncertainty as to measurability or collectability exists. Correspondingly surcharge liabilities on late/ non-payments to the suppliers, in view of the matching concept, is not being recognized in the accounts. The estimated liability in this regard, however is lower than the Group's claims from its customers.

- b) (ii) During the year, the Group has recognized surcharge of ₹ 111.84 crore (previous year, ₹ 103.63 crore) from customers on amounts overdue on sale of power which has been included in “Revenue from operations”. Correspondingly surcharge expense of ₹ 16.67 crore (previous year, ₹ 33.72 crore) paid/ payable to sundry creditors has been included in “Operating expenses”.
- c) Some of the balances of trade payables, trade receivables and advances are subject to confirmation/ reconciliation. Adjustment, if any will be accounted for on confirmation/ reconciliation of the same, which in the opinion of the management will not have a material impact.
- d) The Group did not have any long-term contracts for which there were any material foreseeable losses.
- e) Amount in the financial statements are presented in ₹ crore (upto two decimals) except for per share data and as other-wise stated.
- f) Disclosures required under Section 22 of the Micro, Small and Medium Enterprises Development Act, 2006

(₹ in crore)

Particulars	As at March 31, 2017	As at March 31, 2016	As at April 1, 2015
Principal amount remaining unpaid to any supplier as at the end of the accounting year/period.	0.22	0.19	-
Interest due thereon remaining unpaid to any supplier as at the end of the accounting year/period.	-	-	-
The amount of interest paid along with the amounts of the payment made to the supplier beyond the appointed day.	-	-	-
The amount of interest due and payable for the year/period.	-	-	-
The amount of interest accrued and remaining unpaid at the end of the accounting year/period.	-	-	-
The amount of further interest due and payable even in the succeeding year, until such date when the interest dues as above are actually paid.	-	-	-

As per our report of even date attached
For K G Somani & Co.
Chartered Accountants
Firm Regn. No. 006591N

Sd/-
(Bhuvnesh Maheshwari)
Partner
M.No.088155

Place: New Delhi
Date: May 27, 2017

For and on behalf of the Board of Directors

Sd/-
(Arun Kumar)
Director & CFO
DIN 01853255

Sd/-
(Deepak Amitabh)
Chairman & Managing Director
DIN 01061535

Sd/-
(Rajiv Maheshwari)
Company Secretary



FORM NO. MGT-11
PROXY FORM

[Pursuant to section 105(6) of the Companies Act, 2013 and rule 19(3) of the Companies (Management and Administration) Rules, 2014]

Name of the Member(s):			
Registered address:			
E-mail id:			
Folio No./Client Id:		DP ID:	

I/We, being the member(s) of shares of the above named company, hereby appoint

Name :

Address :

Email-Id : Signature :

or failing him/her

Name :

Address :

Email-Id : Signature :

or failing him/her

Name :

Address :

Email-Id : Signature :

as my/our proxy to attend and vote (on a poll) for me/us and on my/ our behalf at the 18th Annual General Meeting of the Company, to be held on Monday, September 25, 2017 at 02:30 P.M. at Dr. SRKVS Auditorium (Dr. Sarvepalli Radhakrishnan Auditorium), Kendriya Vidyalaya No. 2, APS Colony, Gurgaon Road Delhi Cantt, New Delhi- 110010 and at any adjournment thereof in respect of such resolutions as are indicated below:

S. No.	RESOLUTIONS	Vote (Optional see Note no. 2)	
		For	Against
Ordinary Businesses:			
1.	Adoption of Audited Standalone & Consolidated Financial Statements for the year ended 31 st March, 2017		
2.	To declare dividend for the Financial Year 2016-17		
3.	Re-appointment of Shri Ajit Kumar (DIN: 06518591) as a Director, who retires by rotation		
4.	Re-appointment of Shri Rajib Kumar Mishra (DIN: 06836268) as a Director, who retires by rotation		
5.	Ratification of appointment of Statutory Auditor and fix their Remuneration in this regard		
Special Businesses:			
6.	Appointment of Shri Chinmoy Gangopadhyay (DIN: 02271398) as Nominee Director (Non- Executive)		
7.	Appointment of Shri Mahesh Kumar Mittal (DIN: 02889021) as Nominee Director (Non- Executive)		
8.	Appointment of Shri Krishna Singh Nagnyal (DIN: 06857451) as Nominee Director (Non- Executive)		
9.	Appointment of Shri Arun Kumar Verma (DIN: 02190047) as Nominee Director (Non- Executive)		
10.	Appointment of Shri Rakesh Kacker (DIN: 03620666) as an Independent Director		
11.	Appointment of Shri Jayant Purushottam Gokhale (DIN: 00190075) as an Independent Director		

Signed this day of 2017

Signature of Shareholder :

Signature of proxy holder (s) :

Note:

1. This form of proxy in order to be effective should be duly completed and deposited at the Registered Office of the Company, not less than 48 hours before the commencement of the Annual General Meeting.
2. It is optional to indicate your preference. If you leave the 'for' or 'against' column blank against any or all of the resolutions, your proxy will be entitled to vote in the manner as he/she may deem appropriate.



PTC INDIA LTD.

CIN: L40105DL1999PLC099328

Regd. Office: 2nd Floor, NBCC Tower, 15 Bhikaji Cama Place New Delhi - 110 066

Tel: 011-41659500, 41595100, 46484200. Fax: 011-41659144

E-mail: info@ptcindia.com Website: www.ptcindia.com

ATTENDANCE SLIP

18th Annual General Meeting - 25th September 2017

PLEASE COMPLETE THE ATTENDANCE SLIP AND HAND IT OVER AT THE ENTRANCE OF THE MEETING HALL. PLEASE ALSO BRING YOUR COPY OF THE ANNUAL REPORT.

I hereby record my presence at the 18th Annual General Meeting to be held on Monday, the September 25, 2017 at 02:30 P.M. at "Dr. SRKVS Auditorium (Dr. Sarvepalli Radhakrishnan Auditorium), Kendriya Vidyalaya No. 2, APS Colony, Gurgaon Road Delhi Cantt, New Delhi- 110010"

DP ID No.*		Folio No.	
Client ID No.*		No. of shares	
Name of the shareholder			
Address of the shareholder			

* Applicable for investors holding shares in electronic form

.....
Signature





PTC INDIA LIMITED

CIN: L40105DL1999PLC099328
Regd. Office: 2nd Floor, NBCC Tower,
15 Bhikaji Cama Place, New Delhi - 110 066,
Tel: 011-41659500, 41595100, 46484200 Fax: 011-41659144
E-mail: info@ptcindia.com Website: www.ptcindia.com

Format of Application for payment of dividend through ECS

MCS Share Transfer Agent Ltd.,
F-65, Okhla Industrial Area, Phase I
New Delhi 110020

Unit - PTC

DPID no. - Client ID no. / folio no.

Name of the shareholder: _____

Re: Payment of Dividend through ECS

Dear Sir,

I hereby give the company my mandate to credit my dividend on the shares held by me under the aforesaid details directly to my bank account through the Electronic Clearing Service. The details of the bank account are given below:

Name of the Bank	
Bank Branch Name	
Account Type (Savings/Current/O.D/Cash Credit)	
Account Number (As appearing on the cheque book)	
Ledger Folio no. (if any, as appearing on the cheque book)	
*Code number of the bank & branch	
Contact Tel. No. (if any)	

(Please attach a photocopy of the cheque or a cancelled bank cheque of the aforesaid account)

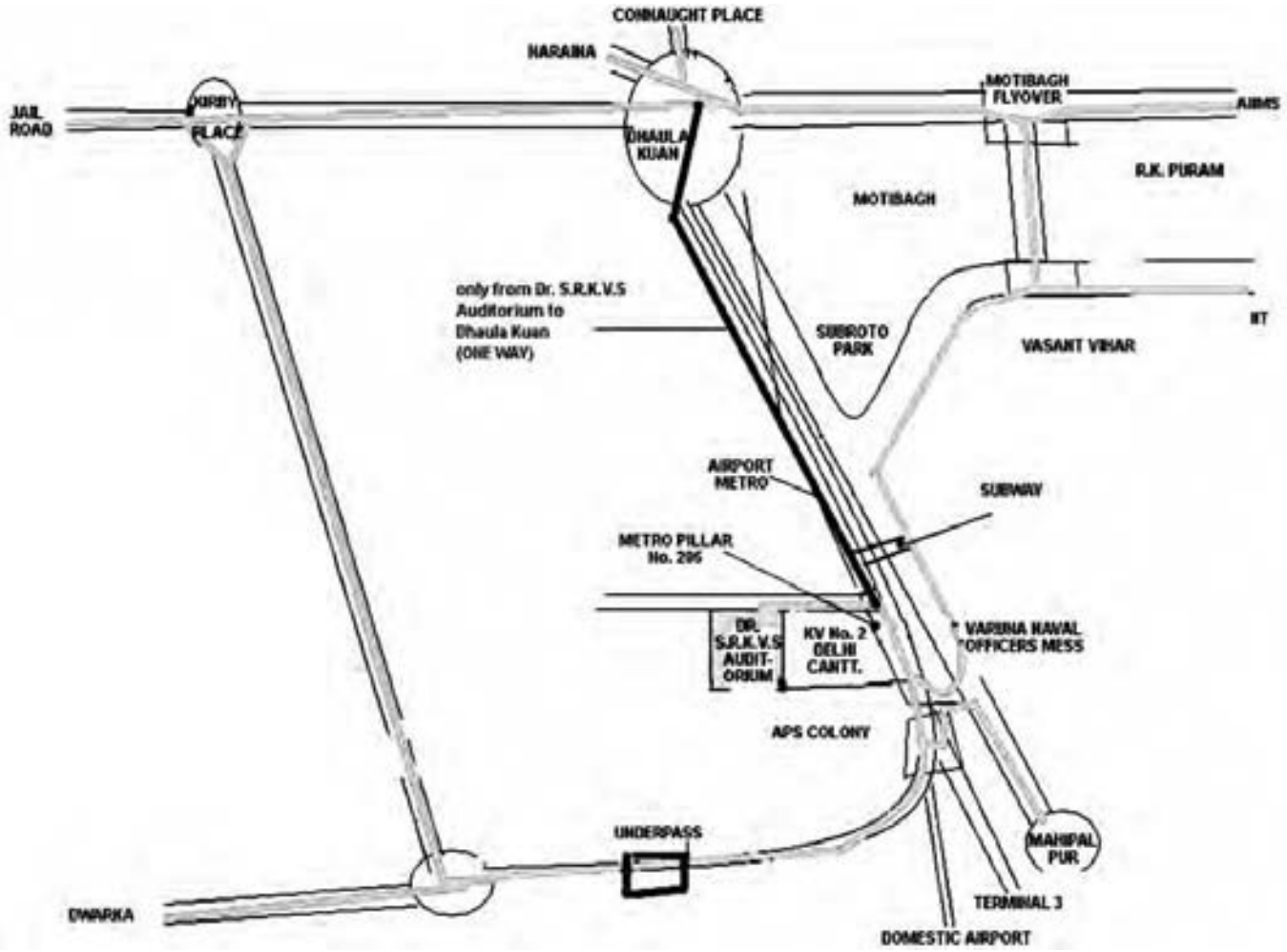
Yours faithfully

.....
(Signature of the first/sole shareholder)

(*9 digit number appearing on the MICR cheques issued to you by the bank i.e. the code located immediately adjacent to the specific cheque number)



Route Map of the location of AGM





PTC India Limited

CIN: L40105DL1999PLC099328

2nd Floor, NBCC Tower,

15 Bhikaji Cama Place, New Delhi - 110066

Tel. No. - +91-11-41659500, 41595100, Fax No. - 011-41659144

E-mail: info@ptcindia.com | Website: www.ptcindia.com