

**Listing Department/ Department of Corporate  
Relations  
BSE Limited  
Phiroze Jeejeebhoy Towers, Dalal Street  
Mumbai, Fax- 022-  
22722037/39/41/61/3121/22723719  
Scrip Code: 532524**

**Listing Department  
The National Stock Exchange of India Limited  
Exchange Plaza, C-1, Block G  
Bandra- Kurla Complex, Bandra (East)  
Mumbai- 51, Fax- 022-26598237/38- 022-  
26598347/48  
Company Code: PTC**

**Dear Sir/ Madam,**

**Subject: Investor Presentation for Q4 & FY 2024-25**

Please find enclosed the Investor Presentation of PTC India Limited for the financial results declared for Q4 & FY 2024-25.

You are requested to take the same on record.

Thanking You,

**For PTC India Limited**

**Rajiv Maheshwari  
(Company Secretary)  
FCS- 4998**

**Enclosures: as above**

**PTC India Limited**

(Formerly known as Power Trading Corporation of India Limited)

CIN : L40105DL1999PLC099328

2nd Floor, NBCC Tower, 15 Bhikaji Cama Place New Delhi - 110 066 Tel: 011- 41659500, 41595100, 46484200, Fax: 011-41659144

E-mail: info@ptcindia.com Website: www.ptcindia.com



# **PTC India Limited**

Post Earning Call – Presentation

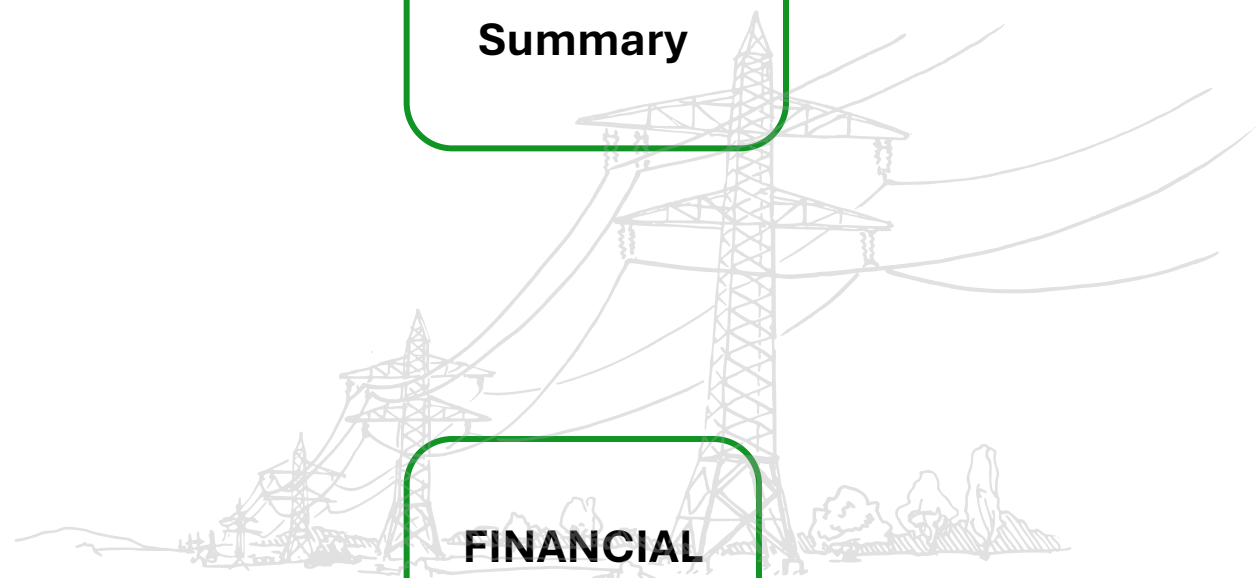
Q4 & FY2024- 25

**PTC  
OVERVIEW**

**Business  
Summary**

**Performance  
Matrices**

**FINANCIAL  
OVERVIEW**



### VISION

To be a frontrunner in power trading by developing a vibrant power market and striving to correct market distortions

### MISSION

- Promote Power Trading to optimally utilize the existing resources
- Develop power market for market -based investments into the Indian Power Sector
- Facilitate development of power projects particularly through private investment
- Promote exchange of power with neighboring countries



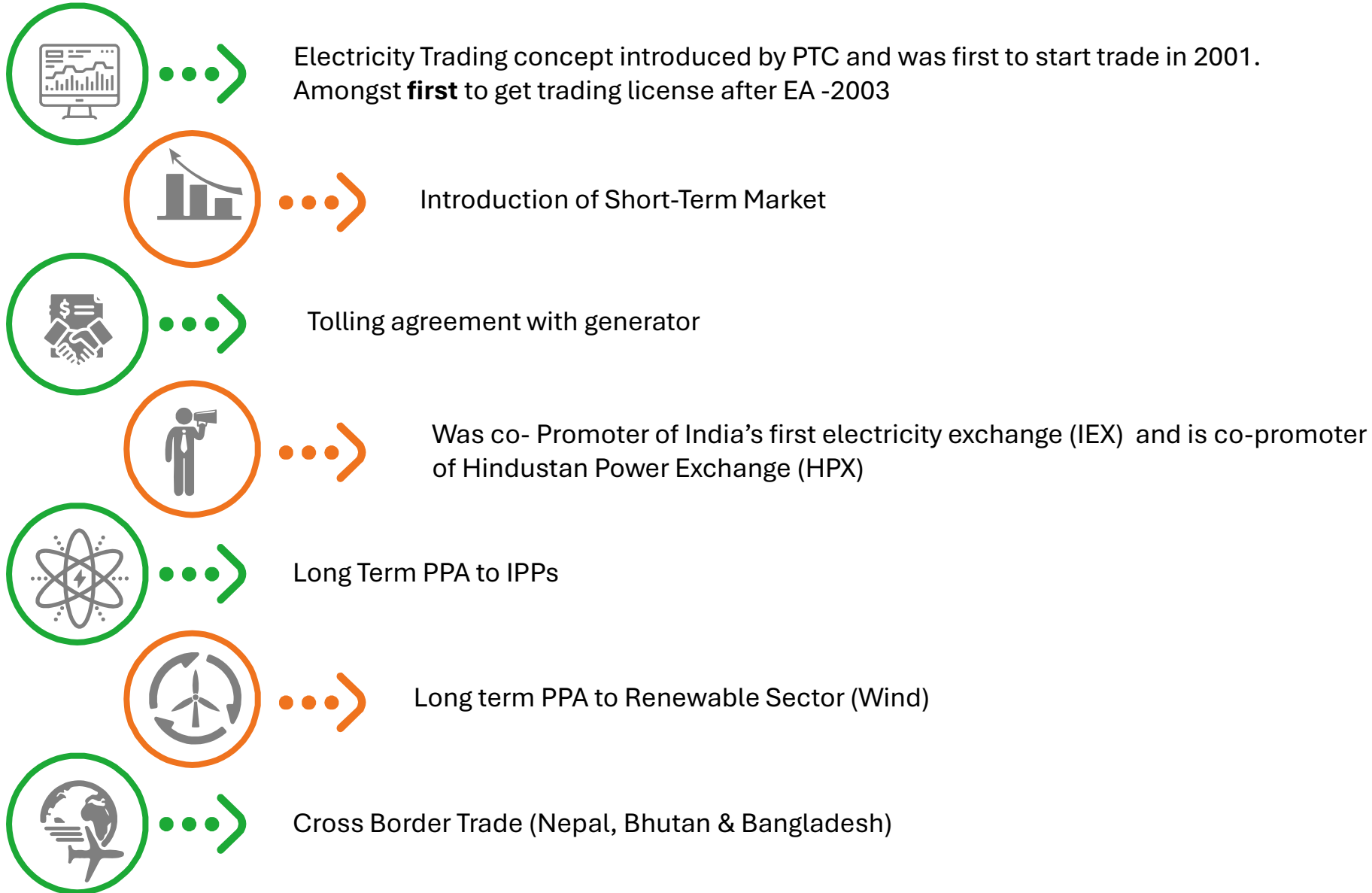
### CORE VALUES

- Transparency
- The Customer is Always Right
- Encouraging Individual Initiative
- Continuous Learning
- Teamwork



- 5 PSUs under Power Ministry hold 19.58% of the company
- Foreign Portfolio Investor hold 23.30%
- Insurance Companies hold 4.76%
- Mutual Funds hold 1.69%

LIC of India is the single largest shareholder of the company



- 2 tranches of QIP in 2008/09 totaling to 1700 Crores

2008

- Tolling as business started
- Adding Bangladesh as Client
- Operationalization of ST renewable transaction

- Creation of Subsidiaries – PFS & PEL in 2008
- Hydro power from Bhutan in 2003-04

2006

2011

Listing of PFS

2012

2004

1999

- Company got incorporated.
- Cross Border business
- Listing on bourses in 2004
- Changed the logo for an inclusive business involving renewable

2017

- Renewable Trading
- Medium Term Trading as a new business model

2025

- 82.75 Billion Units of electricity trading
- PAT of ₹ 855 Crores
- Divestment of PEL





# **Business Summary**

## **Q4 & FY2024- 25**





11%

Total Trading Income for the FY2024-25 grew by 11% to INR 279.19 Crores

849.63

Total comprehensive income for FY 24-25 is INR 849.63 Crores.

1175.75

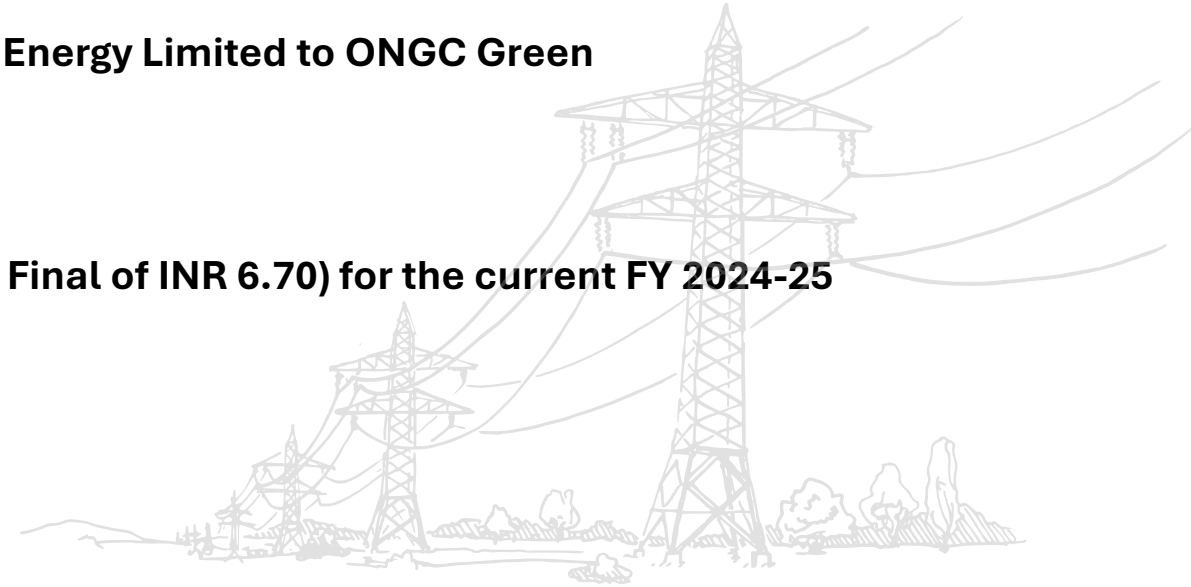
Total proceeds from divestment of PTC Energy Limited to ONGC Green Limited is INR 1175.75 Crores

11.70

Record dividend declaration (Interim of INR 5 and Final of INR 6.70) for the current FY 2024-25

32%

Short Term trading market share



**REC**

**Traded 30.17 Lakh in FY 2024-25 through Bilateral Mechanism**

**14**

**Sale of GoHP's share of Power (Free) from state's HEPs**

**7**

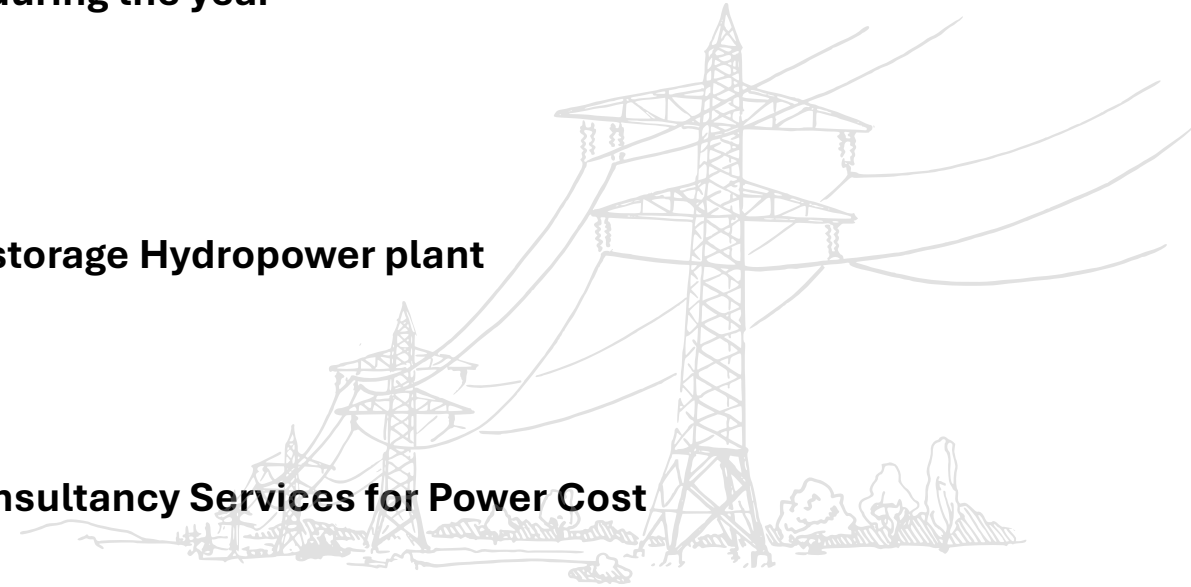
**New Clients (Cross Border, C&I ) added during the year**



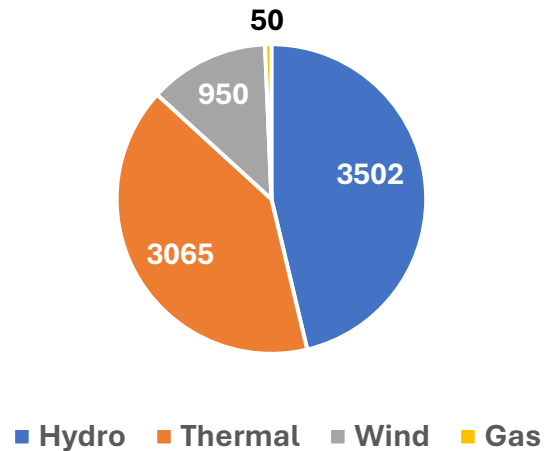
**Consultancy project on new technology Pumped storage Hydropower plant**



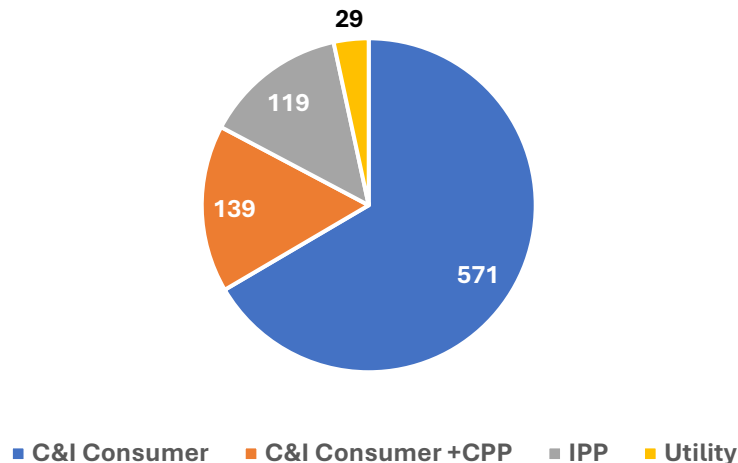
**Overseas consultancy in Thailand for Consultancy Services for Power Cost Optimization**



## LT & MT Portfolio in MW



## Customer Profile




- PTC has more than 7500 MW of operating LT & MT contract
- Hydro based projects consists of 46% of the total PPA.
- Renewable projects (including Hydro) 58% of the operating PPA portfolio of the company
- Satisfactorily serving more than 800 clients across all segments
- Almost all utilities are our clients in short term (bilateral and / or exchange traded products).
- With transition towards carbon neutrality, demand for Renewable energy & different structure, C&I consumer and CPP model is new growth driver.



## Trading & Consulting Business Initiative

- EOI for procurement of 500 MW RE power on long term basis for a merchant capacity portfolio.
- MoU with NCRTC for supply of Power including Green towards their energy transition.
- MoU with Petronet LnG for Bid Process services towards their green energy transition journey.
- preparation of Business Plan for Charging Parks on Highways. The said model will explore various Power Procurements options to Charging Park near Major Highways of the Country.
- Project Management Consultancy to MPIDC for development of the said Manufacturing Zone for India's First Power & RE Equipment Manufacturing Zone in Naramadapuram, Madhya Pradesh. The Zone will consist state of heart Common Infrastructure Facilities and Testing Facilities.

## Cross Border Initiative



shutterstock.com · 2428342975

### NEPAL

- **Medium Term Contract for import of power of 209 MW from Nepal to India.**
- **Exploring complementarity trading opportunities between India & Nepal based on surplus & demand conditions of Nepal for long & medium term.**



### BHUTAN

- **Renewal of PPA with Bhutan for Chukha HEP & Bachocchu HEP.**
- **Contract for Export of Power up to 2000 MW during winter month has been executed**

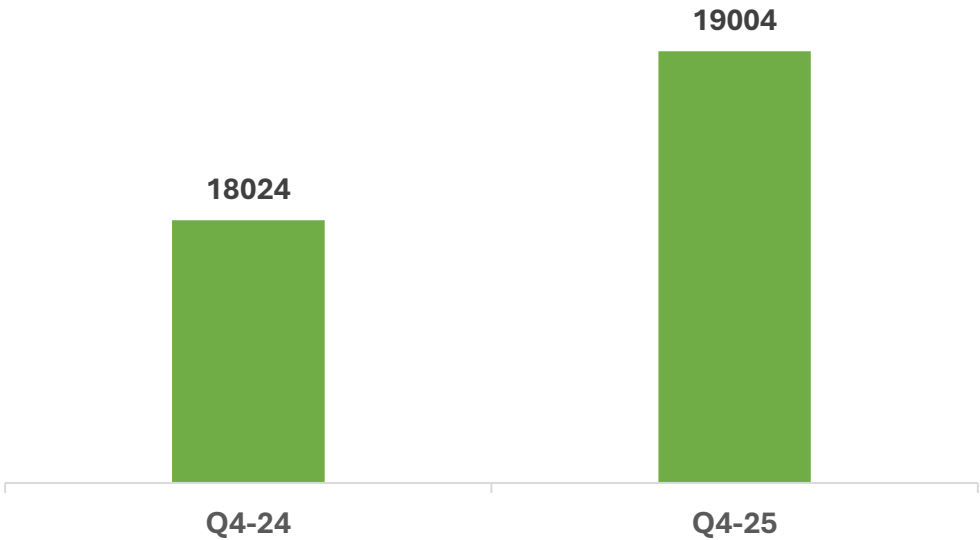
# **Performance Metrics**

## **Q4 & FY2024- 25**



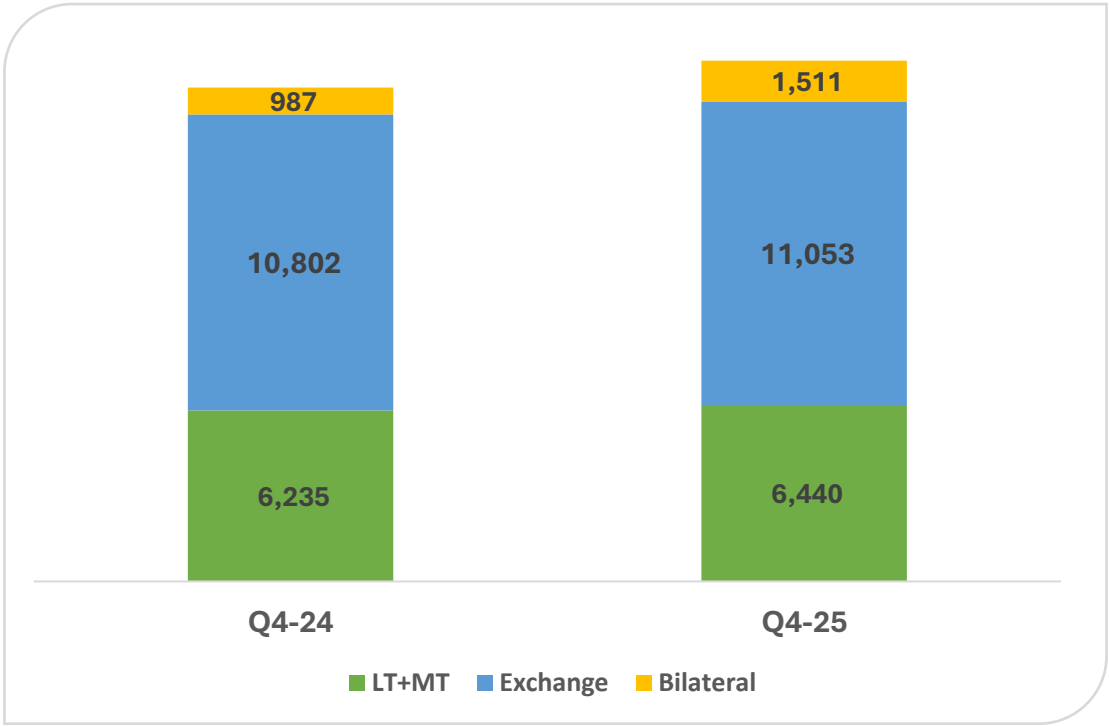


Volume in MU



5% growth in Q4-25 over corresponding quarter of FY 24.

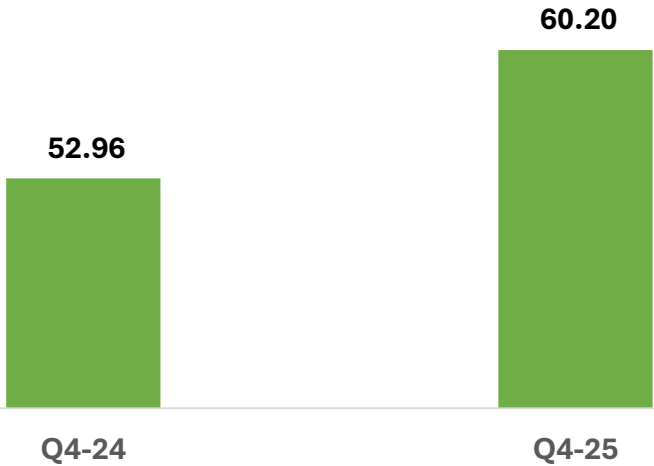
- MT & LT includes cross border volume
- Bilateral is short term business without exchange platform





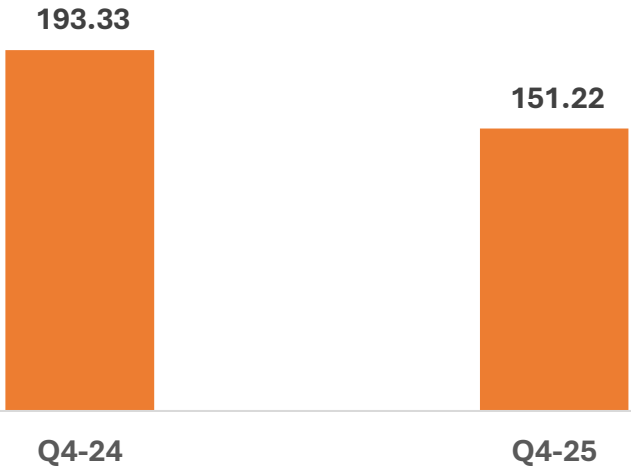


Trading Margin

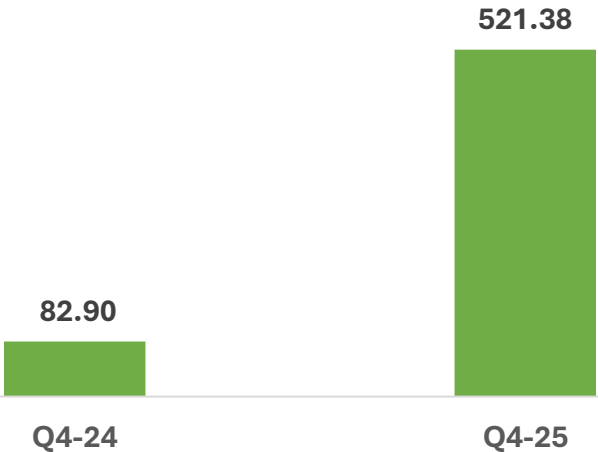


14% growth in FY 24-25 over FY 23-24

Total Operational Income



PAT

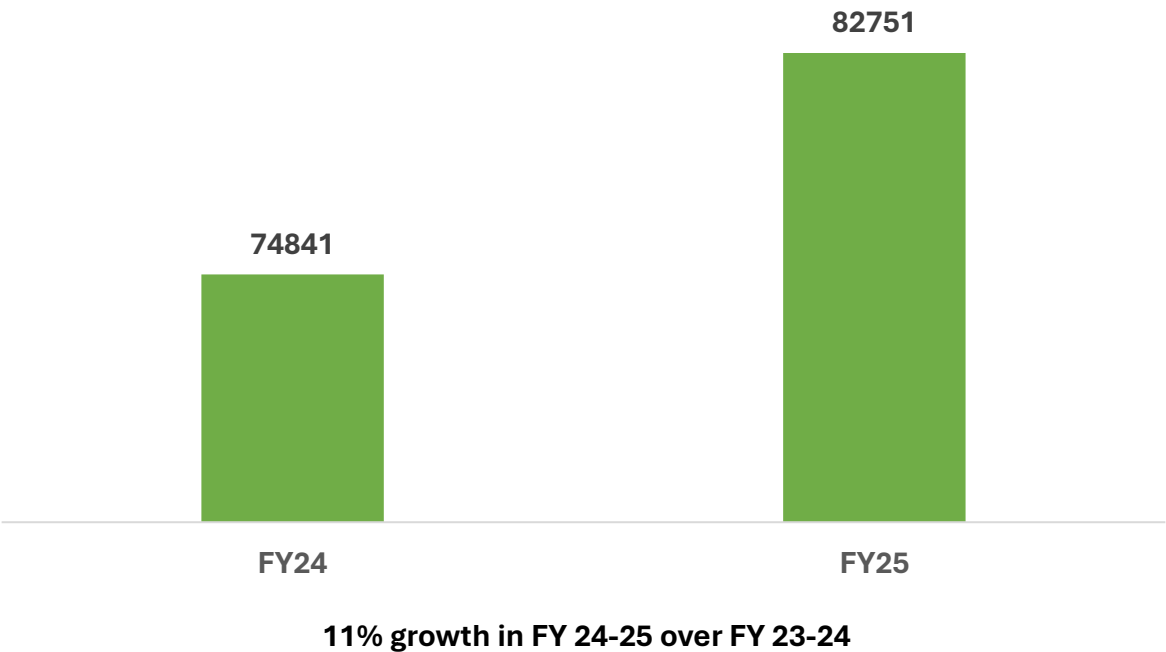


Q4-25 includes contribution from divestment of PEL

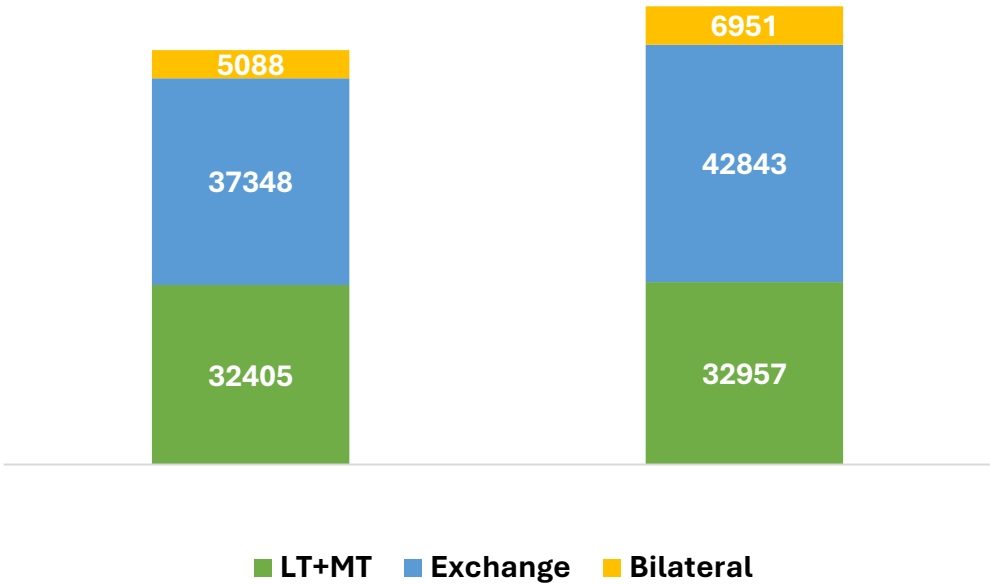
All amount in INR Crores



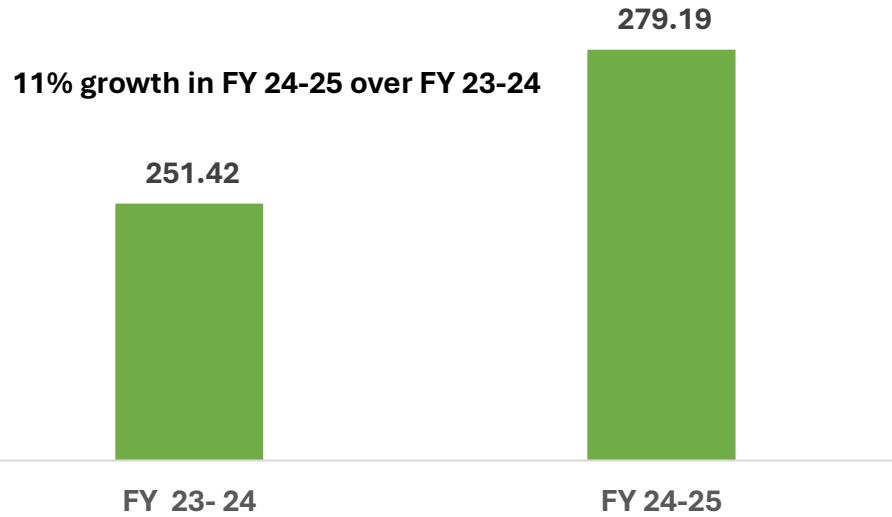
Volume in MU



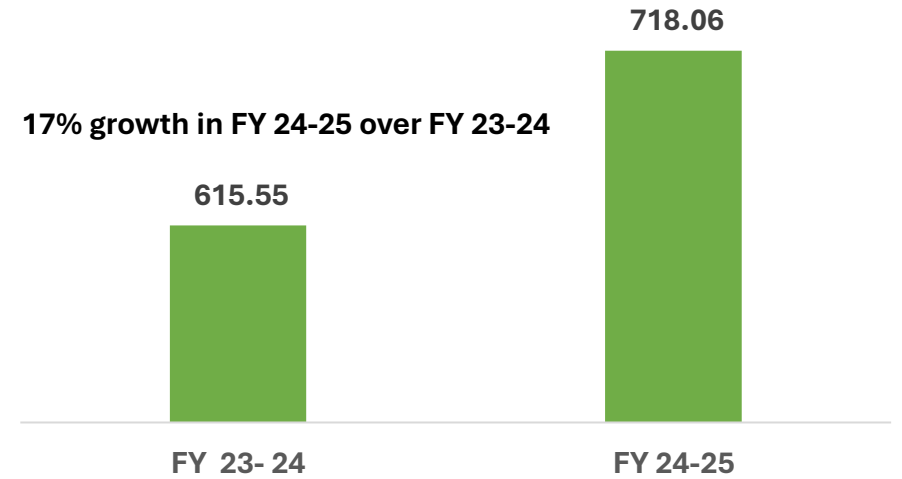
- MT & LT includes cross border volume
- Bilateral is shot term business without exchange platform



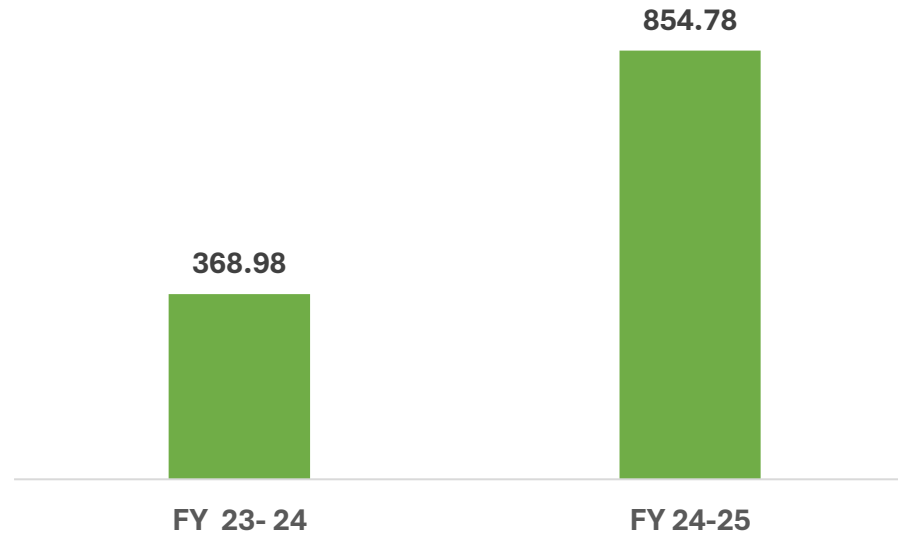
## Trading Margin



## Total Operational Income



## PAT



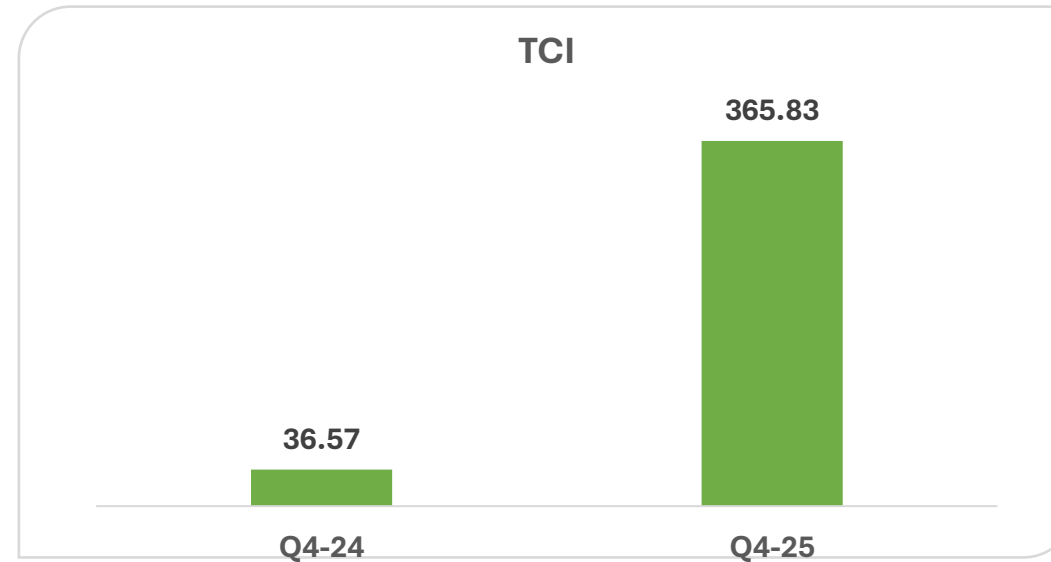
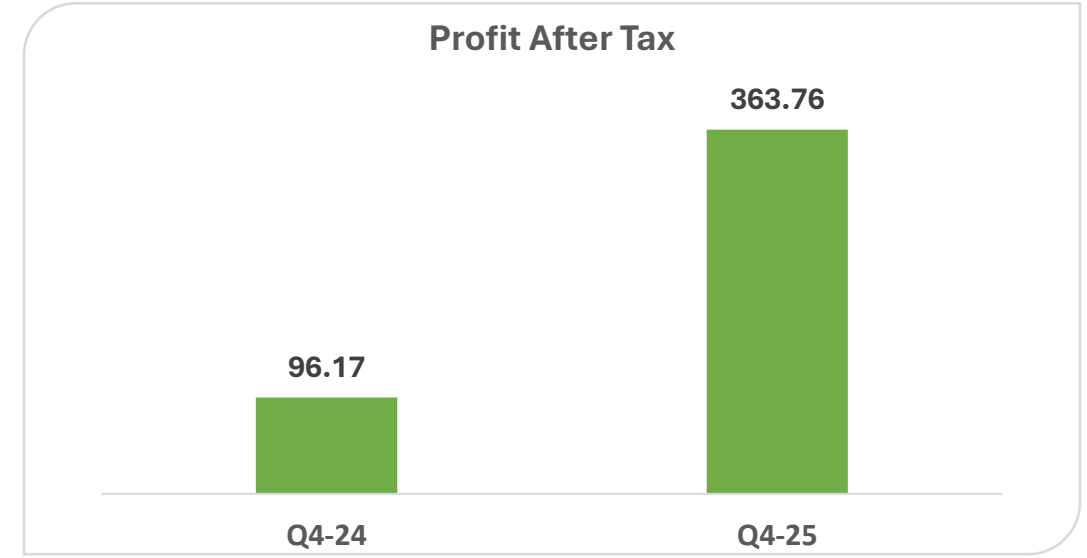
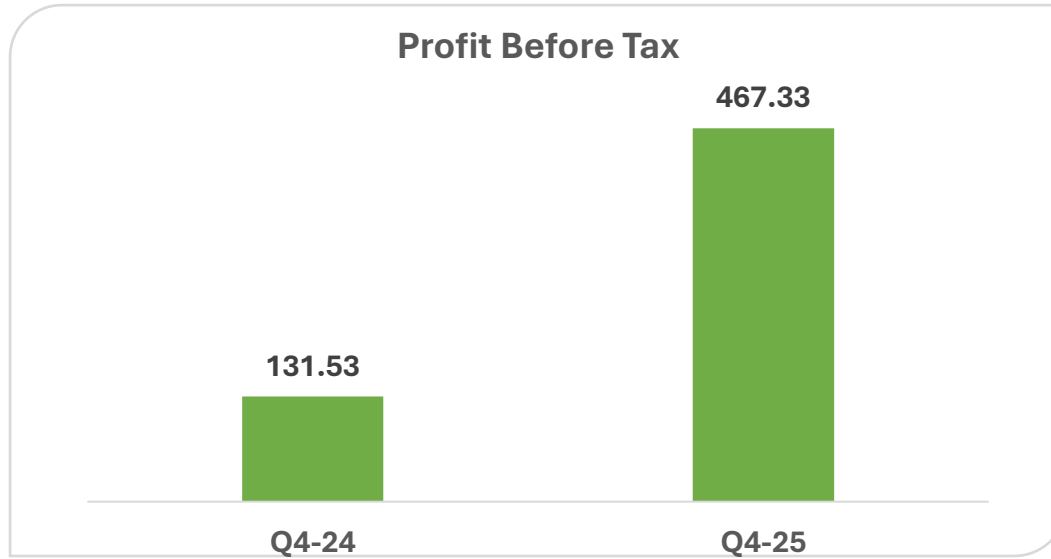
FY24-25 includes contribution from divestment of PEL

All amount in INR Crores

# **Financial Overview**

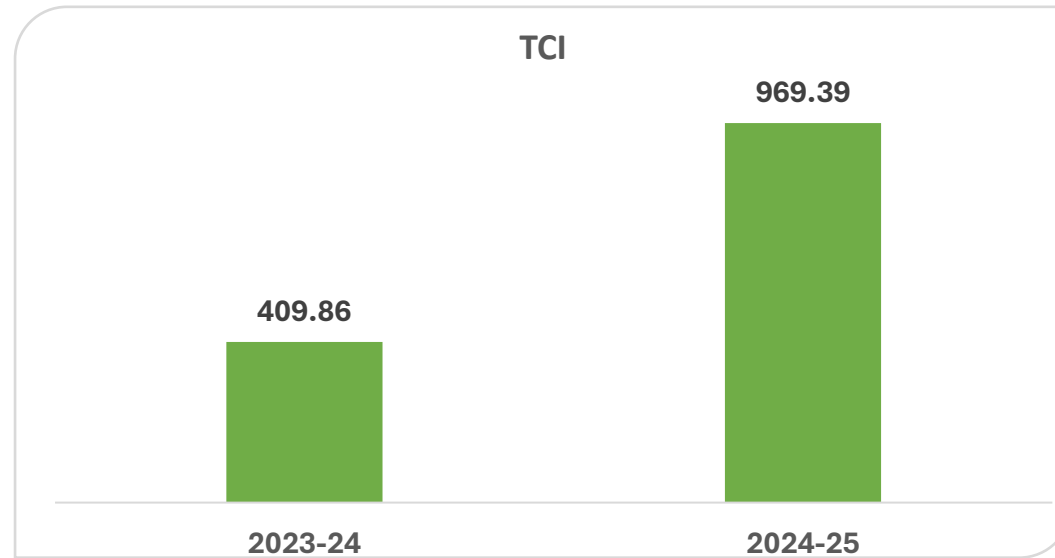
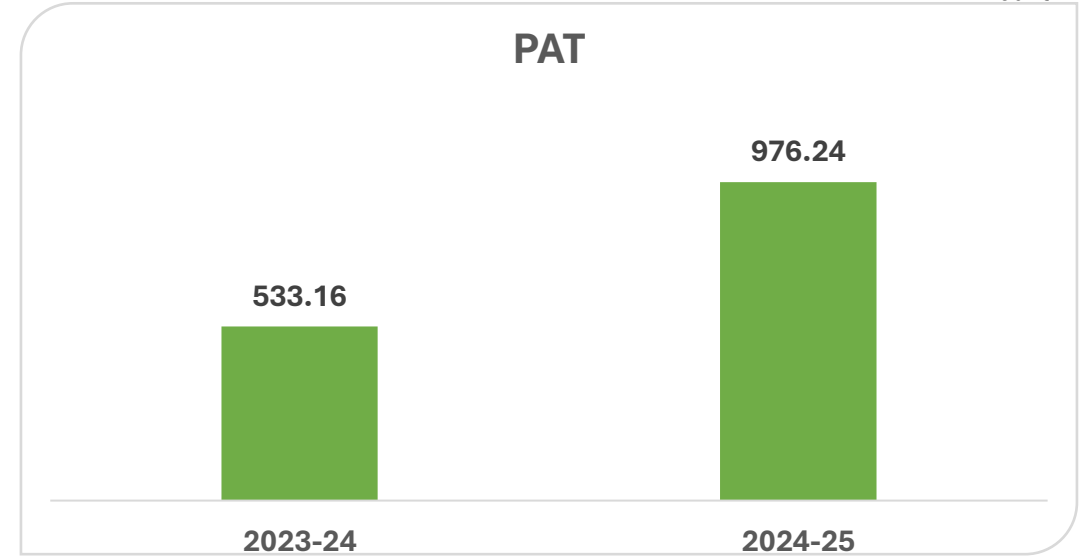
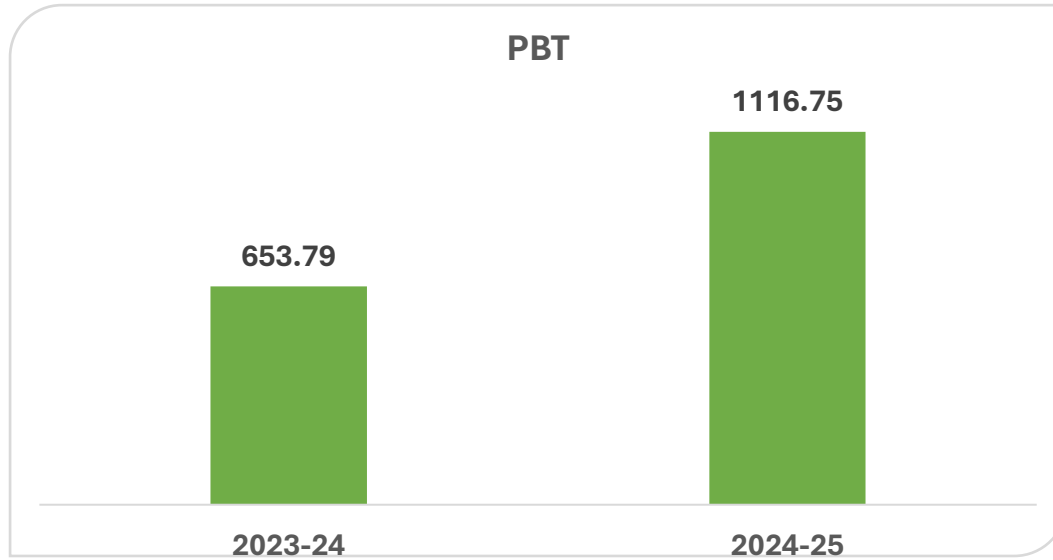
## **Q4 & FY24 - 25 (Consolidated)**

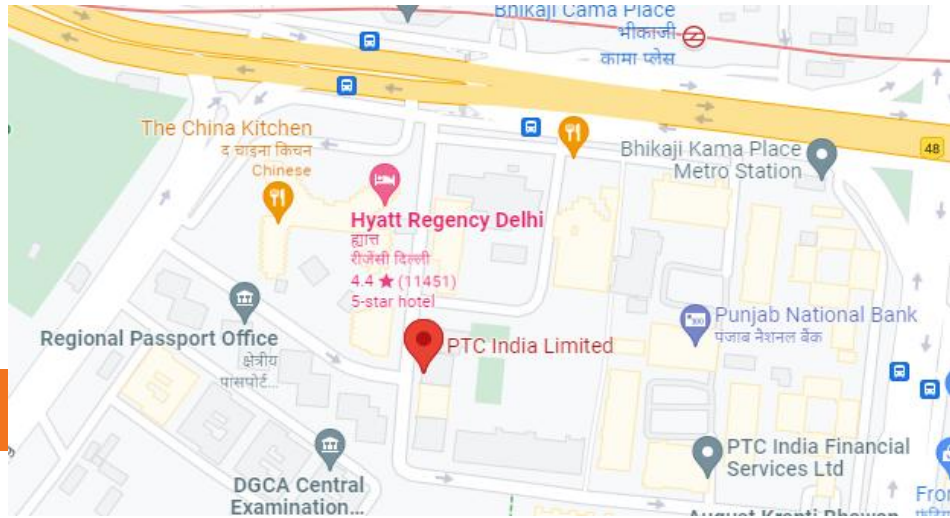




All amount in INR Crores

Amount in ₹ Crores





# Thank You



## PTC India Limited

2nd Floor, NBCC Tower,  
15 Bhikaji Cama Place, New Delhi –  
110066

**Anand Kumar**

**Email:** [anandkumar@ptcindia.com](mailto:anandkumar@ptcindia.com)

**Tel. No. –** +91-11-41659500, 41595100, 46484200

**Fax No. –** 91-11-41659144, 41659145